

AC/DC Converter

FA2-220SXXA2A

Typical Features
◆Wide input voltage range: 85-265VAC/120-380VDC
◆No load power consumption≤0.3W(typ)
◆Transfer Efficiency (Typical 70%)
◆Switching Frequency:65KHz
◆Protections: short circuit, over current, over voltage, over temperature
◆Isolation voltage 3000Vac
◆Meet IEC60950/UL60950/EN60950 test standard
◆Conform to CE, RoHS
◆Plastic case, meet UL94V-0 class
◆PCB mounting



Application Field

FA2-220SXXA2A Series ----- a compact size, high efficient, meet CE standard power module offered by Aipu.

It features universal input voltage range, AC and DC dual-use, low ripple, low temperature rise, low power consumption, high efficiency, high reliability, safer isolation, good EMC performance. EMC and Safety standard meet international EN55032, IEC/EN61000. These series have important application for power, industry, instrument and smart home field. For harsh EMC environment, our recommended application circuit is highly recommended.

Typical Product List

Certificate	Part No	Output Specifications					Max. Capacitive Load	Ripple & Noise 20MHz (Max)	Efficiency@ Full Load, 220Vac (Typical)
		Power	Voltage1	Current1	Voltage2	Current2			
		(W)	Vo1 (V)	Io1 (mA)	Vo2 (V)	Io2 (mA)			
CE	FA2-220S3V3A 2A	2	3.3	600	-	-	700	120	68
CE	FA2-220S05A2 A	2	5	400	-	-	900	120	70

- Note 1: Due to space limitations, above is only a part of our product list, please contact our sales team for more items.
- Note 2: "*" are models being developing.
- Note 3: The typical value of output efficiency is based on module is full loaded and burned-in after half an hour.
- Note 4: The fluctuation range of full load efficiency(% ,TYP) in table is ±2%, full load efficiency= output power/module's input power.

Input Specifications

Item	Operating Condition	Min	Typ.	Max	Unit
------	---------------------	-----	------	-----	------

AC/DC Converter

FA2-220SXXA2A

Input Voltage Range	AC input	85	220	265	VAC
	DC input	120	310	380	VDC
Input Frequency	-	47	50	63	Hz
Input Current	115VAC	/	/	0.06	A
	220VAC	/	/	0.04	
Surge Current	115VAC	/	/	10	
	220VAC	/	/	20	
Leakage Current	-	0.5mA TYP/230VAC/50Hz			
Recommended External Input Fuse	-	1A-2A/250VAC slow fusing			
Hot Plug	-	unavailable			
Remote Control Terminal	-	unavailable			

Output Specifications

Item	Operating Condition	Min		Typ.	Max	Unit
Voltage Accuracy	Full input	Vo1	-	-	±5.0	%
	voltage range, any load	Vo2	-	-	-	%
Line Regulation	Nominal load	Vo1	-	-	±1.0	%
		Vo2	-	-	-	%
Load Regulation	Nominal input voltage, 20%~100% load	Vo1	-	-	±5.0	%
		Vo2	-	-	-	%
No Load Consumption	Input 115VAC	-		0.1	0.3	W
	Input 220VAC	-				
Minimum Load	Single Output	10		-	-	%
	Dual output common ground	-		-	-	%
	Dual output Isolated	-		-	-	

AC/DC Converter

FA2-220SXXA2A

Start up Delay Time	Nominal input voltage (full load)	-	200	-	mS
Power-off Holding Time	Input 220VAC (full load)	- -	70	- -	mS
Dynamic Response	25%~50%~25% 50%~75%~50%	Overshoot range(%): $\leq \pm 5.0$			%
		Recovery time(mS): ≤ 5.0			mS
Output Overshoot	Full input voltage range	$\leq 10\%V_o$			%
Short circuit Protection		Continuous, self-recovery			Hiccup
Temperature Drift	-	-	$\pm 0.03\%$	-	%/°C
Over Current Protection	Input 220VAC	$\geq 120\% I_o$ self-recovery			Hiccup
Ripple & Noise	Input 220VAC (full load)	50	80	120	mV
	Note: Ripple & Noise is tested by twisted pair method, details please refer to Ripple & Noise test at back.				

General Specifications

Item	Operating Condition	Min	Typ.	Max	Unit
Switching Frequency	-	-	65	-	KHz
Operating Temperature	-	-40	-	+75	°C
Storage Temperature	-	-40	-	+85	
Soldering Temperature	Wave soldering	$260 \pm 4^\circ\text{C}$, time 5-10S			
	Manual soldering	$360 \pm 8^\circ\text{C}$, time 4-7S			
Relative Humidity	-	10	-	90	%RH
Isolation Voltage	Input-Output Test 1min, leakage current $\leq 5\text{mA}$	3000	-	-	VAC
Insulation Resistance	Input-Output@ DC500V	100	-	-	MΩ
Safety Standard	-	EN60950、IEC60950			
Vibration	-	10-55Hz,10G,30Min,alongX,Y,Z			
Safety Standard	-	CLASS II			
Class of Case Material	-	UL94V-0			

AC/DC Converter

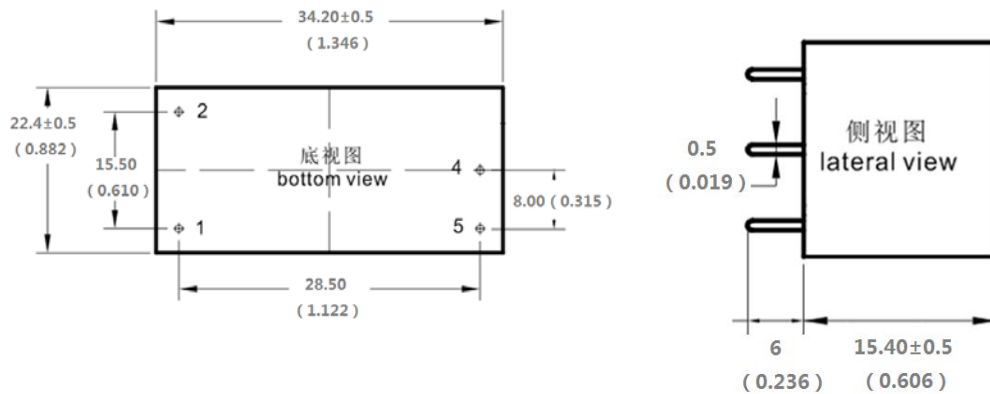
FA2-220SXXA2A

MTBF	-	MIL-HDBK-217F@25°C > 300,000H
------	---	-------------------------------

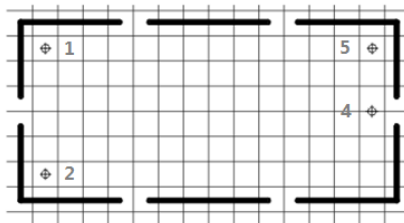
EMC Characteristics

Total Item	Sub Item	Test Standard	Class	
EMC	EMI	CE	CLASS B	
		RE	CLASS B	
	EMS	RS	IEC/EN61000-4-3	10V/m Perf.Criteria B
		CS	IEC/EN61000-4-6	3Vr.m.s Perf.Criteria B
		ESD	IEC/EN61000-4-2	Contact ±6KV / Air ±8KV Perf.Criteria B
		Surge	IEC/EN61000-4-5	±1KV Perf.Criteria B
		EFT	IEC/EN61000-4-4	±2KV Perf.Criteria B
		Voltage dips, short interruptions and voltage variations immunity	IEC/EN61000-4-1 1	0%~70% Perf.Criteria B

Dimension



AC/DC Converter FA2-220SXXA2A



Unit: mm(inch);
 Grid:2.54mm(0.1inch);
 Printed board vertical view;
 General tolerances: $\pm 0.25\text{mm}(\pm 0.01\text{inch})$;
 Pin Diameter tolerances: $\pm 0.10\text{mm}(0.004\text{inch})$

Packing Code	L x W x H	
A2	34.2X22.4X15.4mm	1.346X0.882X0.606inch

Pin Definition

Pin	1	2	4	5
Single(s)	AC(N)	AC(L)	+Vo	-Vo

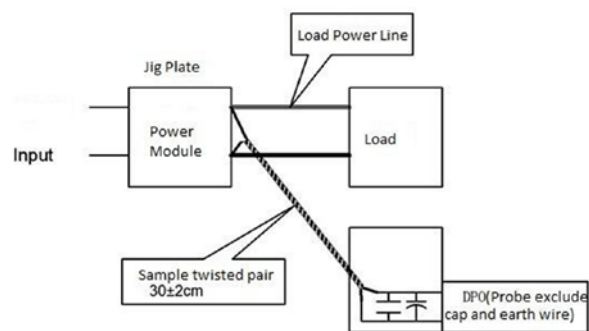
Note: If the definition of pin is not in accordance with the model selection manual, please refer to the label on actual item.

Ripple & Noise Test : (Twisted Pair Method 20MHz bandwidth)

Test Method:

(1) 12# twisted pair to connect, Oscilloscope bandwidth set as 20MHz, 100M bandwidth probe, terminated with 0.1uF polypropylene capacitor and 10uF high frequency low resistance electrolytic capacitor in parallel, oscilloscope set as Sample pattern.

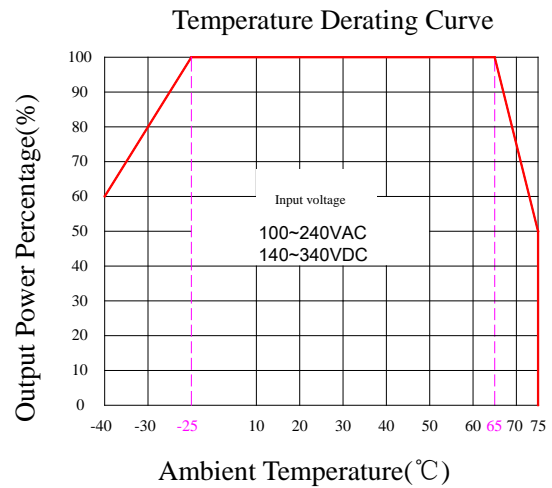
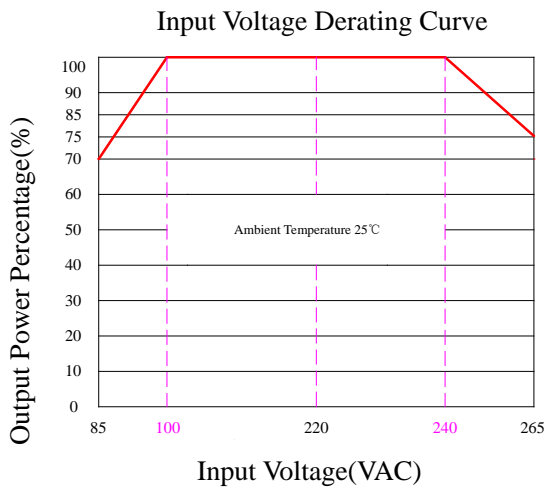
(2) Input terminal connect to power supply, output terminal connect to electronic load through jig plate, Use 30cm \pm 2 cm sampling line, Power line selected from corresponding diameter wire with insulation according to the



Product Characteristic Curve

AC/DC Converter

FA2-220SXXA2A



Note 1: Input Voltage should be derated based on Input voltage derating curve when it is 85~100VAC/120~140VDC and 240~265VAC/340~380VDC.

Note 2: Our product is suitable to use under natural air cooling environment, if use it under closed condition, please contact with us.

Note:

1. The product should be used within the specification range, or it will cause permanent damage to it;
2. The input terminal should connect to fuse;
3. If the product is worked under the minimum requested load, the product performance cannot be guaranteed to comply with all parameters in the datasheet;
4. If the product is not operated within the required load range, the product performance cannot be guaranteed to comply with all parameters in the datasheet;
5. Unless otherwise specified, parameters in this datasheet were measured under the conditions of $T_a=25^{\circ}\text{C}$, humidity<75% with nominal input voltage and rated output load(pure resistance load);
6. All index testing methods in this datasheet are based on our Company's corporate standards;
7. The performance indexes of the product models listed in this manual are as above, but some indexes of non-standard model products will exceed the above-mentioned requirements, please directly contact our technician for specific information;
8. We can provide product customization service,
9. Specifications are subject to change without prior notice, please follow up with our website for newest manual.