NCD
www.ncd.com.cn



NCD

南京新康达磁业股份有限公司

南京地址：南京市江宁区麒麟工业集中区天和路8号
南京电话：025-84120417　　传真：025-84120164

马鞍山新康达磁业有限公司

马鞍山地址：马鞍山市雨山经济开发区新区磁山路1号

深圳地址：深圳市宝安区福永街道万科金色领域6B903室
深圳电话：0755-27827314　　传真：0755-29650204

市场总监：刘小姐 18922840425
邮　　箱：Lcq@ncd.com.cn　　网站：www.ncd.com.cn

NANJING NEW CONDA MAGNETIC INDUSTRIAL CO.,LTD.

Nanjing Add：No 8, Tianhe Road, Qilin Industry Park, Jiangning District, Nanjing, China
Tel：025-84120417　Fax：025-84120164

MAANSHAN NEW CONDA MAGNETIC INDUSTRIAL CO.,LTD.

No.1 Cishan Road, Yushan Economic and Technological Development Zone, Maanshan City, Anhui Province

Shenzhen Add：Room 903,Building 6B#, Vanke Golden Field, Fuyong Village, Bao'an District, Shenzhen, China
Tel：0755-27827314　Fax：0755-29650204

Marketing Director：18922840425 (Miss liu)
E-mail：Lcq@ncd.com.cn　Web：www.ncd.com.cn

2023版

IATF 16949　ISO9001
ISO14001　ISO45001

南京新康达磁业股份有限公司
NANJING NEW CONDA MAGNETIC INDUSTRIAL CO.,LTD.

马鞍山新康达磁业有限公司
MAANSHAN NEW CONDA MAGNETIC INDUSTRIAL CO.,LTD.

NCD

企业简介
COMPANY PROFILE

南京新康达磁业股份有限公司成立于1999年，总部位于南京市江宁区麒麟工业集中区，是一家高性能软磁材料的制造企业，其前身是始建于1990年的南京康达电子器材厂。公司被认定为高新技术企业和江苏省民营科技企业，设有江苏省企业院士工作站和南京市企业技术中心，是软磁材料领域IEC国际标准和我国国家和行业标准的起草单位，“新康达”牌商标被南京市认定为著名商标，通过了ISO 9001、ISO 14001、ISO 45001、IATF 16949等管理体系认证。马鞍山新康达磁业有限公司是南京新康达的子公司。公司成立于2011年，位于马鞍山市雨山经济开发区，被认定为国家“专精特新”企业、高新技术企业、安徽省民营科技企业、马鞍山市科技“小巨人”企业，建有市级铁氧体和金属软磁材料工程技术研究中心，通过了ISO 9001、ISO 14001、ISO 45001和IATF 16949等管理体系认证。

新康达主要产品为高性能软磁铁氧体粉料及磁心、软磁合金粉料及金属磁粉心。产品主要用于制造各种变压器、电感器、电抗器、扼流圈和滤波器等，广泛应用于光伏、储能、新能源汽车及充电桩、通讯、数据中心服务器、电磁兼容、工业和医疗设备等领域。公司产品具有显著的技术特色和较强的竞争力。公司是华为、TDK等头部企业产品中磁心元件的主要供应商之一。

公司秉承“不求最大，但求最好”的发展理念，牢牢把握战略性新兴产业发展给软磁行业带来的机遇，加速技术创新和结构调整，推进精益生产和智能制造，努力向客户提供最好的产品和服务，以实现互利双赢、共同发展。

本目录收录了公司生产的各类产品信息，谨供您在选用时参考。欢迎垂询。

Nanjing New Conda Magnetic Industrial Co., Ltd. (NCD), founded in 1999， and headquartered in Qilin Industrial Park, Jiangning District, Nanjing City, Jiangsu Province, is a manufacturer of high-performance soft magnetic materials. Its predecessor is "Nanjing Conda Electronic Appliance Factory", which was established in 1990. NCD has been recognized as a high-tech enterprise and a private science and technology enterprise in Jiangsu Province. It has an academician workstation in Jiangsu Province and an enterprise technology center in Nanjing. It is the drafting unit of IEC international standards and national and industrial standards in the field of soft magnetic materials. The "NCD" brand trademark has been recognized as a famous trademark by Nanjing, and has passed the authentication of ISO 9001, ISO 14001, ISO 45001, IATF 16949 and other management systems. Ma'anshan New Conda Magnetic Industrial Co., Ltd. (MNCD) is a subsidiary of Nanjing New Conda. It was established in 2011 and located in Yushan Economic Development Zone, Ma'anshan City, Anhui Province. MNCD has been recognized as a national "specialized and new" enterprise, a high-tech enterprise, a private science and technology enterprise in Anhui Province, and a "small giant" enterprise in Maanshan City. It has built a municipal ferrite and metal soft magnetic material engineering technology research center, and has passed the authentication of ISO 9001, ISO 14001, ISO 45001, IATF 16949 and other management systems.

The main products of NCD and MNCD are high-performance soft ferrite powder and cores, metallic soft magnetic powder and powder cores. The products are mainly used for manufacturing various transformers, inductors, reactors, choke coils and filters, which are widely used in photovoltaic, energy storage, new energy vehicles and charging piles, communications, data center servers, electromagnetic compatibility, industrial and medical equipment and other fields. The company's products have remarkable technical features and strong competitiveness. The company is one of the main suppliers of core components used in the products of the head enterprise such as Huawei and TDK.

Adhering to the development concept of “Seek the best instead of the largest. Expanding after strengthening”, the companies firmly grasp the market opportunities brought by the development of strategic emerging industries, accelerate technological innovation and structural adjustment, promote lean production and intelligent manufacturing, and strive to provide customers with the best products and services to achieve mutual benefit and win-win development.

The catalogue includes the company's product information. It is for your reference when selecting our products. Please feel free to make an inquiry.



软磁铁氧体磁心　SOFT FERRITE CORES

软磁铁氧体磁心　SOFT FERRITE CORES



NCD
www.ncd.com.cn

软磁铁氧体磁心
SOFT FERRITE CORES



金属磁粉心 MAGNETIC POWDER CORES

术语及定义
Terms & Definitions

1. 初始磁导率 Initial permeability, μi

初始磁导率是磁性材料的磁导率(B/H)在磁化曲线初始区的极限值，即
This is the limit value of B/H where H is indefinitely close to zero at the initial magnetization curve of a ferromagnetic substance.

$$\mu i=\frac{1}{\mu_0}\lim_{(H\to 0)}\frac{B}{H}$$

式中Where：μ_0为真空磁导率 permeability in vacuum ($4\pi\times10^{-7}$H/m)
H为磁场强度 magnetic field strength (A/m)
B为磁通密度 magnetic flux density (T)

2. 有效磁导率 Effective permeability, μe

为了便于绕线，在变压器和电感器中常用两只磁心配对构成闭合磁路。由于磁路各部分形状尺寸不同，且配合面又残存气隙(为改善性能，有时在磁路中开制气隙)，因此要用有效磁导率代替起始磁导率来表示磁心的性能。在闭合磁路中
This is usually defined as the effective permeability of a core forming a closed circuit where leakage flux is negligibly small.

$$\mu_e=\frac{L_eL}{\mu_0 A_e N^2}$$

式中Where：L为装有磁心的线圈的电感量 self-inductance of coil with core (H)
N为线圈匝数 number of coil turns
L_e为磁心有效磁路长度 effective magnetic path length of core (m)
A_e为磁心有效截面积effective cross-sectional area of core (m^2)

3. 饱和磁通密度 Saturation flux density, Bs (T)

材料磁化到饱和状态的磁通密度。见图1
Saturation flux density is the maximum attainable flux density when a very high magnetic field is applied to a soft magnetic material, as shown in Fig.1

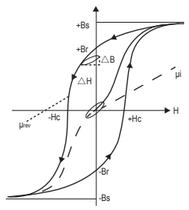

图1 Fig 1

4. 剩余磁通密度 Residual magnetic flux density, Br (T)

从饱和状态去除磁化场后，剩余的磁通密度。见图1
This is the amount of residual magnetic flux density retained by the core after the magnetic field is weakened and finally removed, as shown in Fig 1.

5. 矫顽力 Coercivity, Hc (A/m)

从饱和状态去除磁场后，磁心继续被反向的磁场磁化，直至磁通密度减为零，此时的磁场强度称为矫顽力。见图1
This is the strength of the magnetic field whereby the residual flux density becomes zero under the intensification in the opposite direction of the magnetic field, as shown in Fig 1.

术语及定义
Terms & Definitions

6. 损耗因数 Loss factor, tanδ

损耗因数是磁滞损耗、涡流损耗和剩余损耗三者之和：
The loss factor can be split up into three parts:

$$\tan\delta = \tan\delta_h + \tan\delta_e + \tan\delta_r$$

式中Where：$\tan\delta_h$为磁滞损耗 hysteresis loss
$\tan\delta_e$为涡流损耗 eddy-current loss
$\tan\delta_r$为剩余损耗 residual loss

7. 相对损耗因数 Relative loss factor, tanδ/μ

相对损耗因数是损耗因数与磁导率之比。
tanδ/ μi 适用于材料；tanδ/ μe 适用于磁路中含有气隙的磁心。
This is the amount of loss per unit permeability and is expressed as follows:
tanδ/ μi (for magnetic material)
tanδ/ μ_e (where gaps are added to the magnetic circuit)

8. 磁滞常数 Hysteresis material constant, ηB (10^{-6}/mT)

磁滞常数表征材料在磁通密度增加时磁滞损耗的变化
Hysteresis material constant characterizes the change of the hysteresis loss of the material when the flux density is increased.

$$\eta B=\frac{\triangle\tan\delta}{\mu_e\triangle B}$$

式中Where：tanδ为损耗因数 loss factor
μe为有效磁导率 effective permeability
B为测试磁通密度 magnetic flux density (mT)

9. 温度系数 Temperature coefficient, α_μ (K^{-1})

温度在T_1至T_2 范围内变化时，每变化1K相应的磁导率变化率：
This is the fractional difference of permeability per 1K in a temperature range from T_1 to T_2 ($T_2 > T_1$):

$$\alpha_\mu = (\mu_2-\mu_1)/\mu_1(T_2-T_1)$$

式中Where：μ_1为温度T_1时的磁带率 μ_1 permeability at temperature T_1
μ_2为温度T_2时的磁带率 μ_2 permeability at temperature T_2

10. 相对温度系数 Relative temperature coefficient, $\alpha_{\mu r}$(K^{-1})

相对于单位磁导率的温度系数，即
This is the temperature coefficient per unit permeability :

$$\alpha_{\mu r} = (\mu_2-\mu_1)/\mu_1^2(T_2-T_1)$$

实际磁心的温度系数可由下式得到：
The temperature coefficient of an actual core is obtain as follows:

$$\alpha_\mu = \alpha_{\mu r}\times\mu_e$$

术语及定义
Terms & Definitions

11. 居里温度 Curie temperature, Tc (℃)

在该温度下材料由铁磁性(或亚铁磁性)转变为顺磁性，见图2

The Curie temperature Tc is defined as the temperature at which the magnetic core changes from the ferromagnetic to the paramagnetic state.

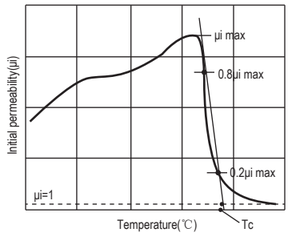

图2 Fig 2

12. 电阻率 Resistivity, ρ (Ω.m)

具有单位截面积和单位长度的磁性材料的电阻。

This is the electrical resistance per unit length and cross-sectional area of a magnetic core.

13. 密度 Density, d (kg/m³)

单位体积材料的质量，即

This is the weight per unit volume of a magnetic core:

$$d = W/V$$

式中Where：W为磁心的质量: weight of magnetic core (kg)

V为磁心的体积 volume of magnetic core (m^3)

14. 功率损耗 Power loss, Pc (kW/m³)

磁心在高磁通密度下的单位体积损耗。该磁通密度在正弦时可以表示为：

Power loss denotes the loss under a magnetization condition featuring a high frequency and a large amplitude. Operating magnetic flux density is generally expressed for a sinusoidal wave as follows:

$$Bm = E/ 4.44f NAe$$

式中Where：Bm为磁通密度峰值peak value of magnetic flux density (T)

E为施加在测试线圈上的电压有效值voltage effective value applied to test coil (V)

f为频率frequency (Hz)

N为线圈匝数number of coil turns

Ae为磁心有效截面积effective cross-sectional area of core (m^2)

15. 电感因数 Inductance factor, AL (nH/N²)

电感因数定义为具有一定形状和尺寸的磁心上每匝线圈产生的电感量，即

The inductance factor is given in each data sheet.

$$AL= L/N^2$$

式中Where：L为装有磁心的线圈的电感量 self-inductance of coil with core (H)

N为线圈匝数 number of coil turns

电感因数常以10^{-9} H/N² (nH/N²)为单位The inductance factor is generally united by 10^{-9} H/N² (nH/N²).

术语及定义
Terms & Definitions

16. 磁场强度 Magnetic Field Intensity

安培定律和法拉第定律给出了磁场强度与电流、线圈匝数及磁路长度的关系，如下公式所示。

$$H= \frac{0.4\pi NI}{le}$$

H：磁场强度（Oe）	Magnetizing force (Oe)
N：匝数	Number of Turns
I：电流（A）	Current (Amperes)
le：有效磁路长度 （cm）	Effective Magnetic Path Length

17. 磁通密度峰值 Peak AC flux density

$$Bmax= \frac{E_{rms}\times 10^8}{4.44\ fA_e N}$$

Bmax：磁通密度峰值（Gauss）	Peak AC flux density
F：频率（Hz）	Frequency
Ae：有效截面积（cm²）	Effective Cross-Sectional Area
Erms：均方根电压值（V）	RMS voltage

18. 直流叠加特性 DC bias characteristics

在电子电路中，通过加入直流偏压的手段，在磁（粉）心绕组中产生一个直流偏置场，及DC-bias。直流叠加特性是磁（粉）心的动态特性之一，是衡量磁（粉）心软饱和特性的重要指标。直流叠加特性越好，在相同的直流叠加电流下，磁（粉）心的电感降幅越小。

术语及定义
Terms & Definitions

19、线圈设计举例 Design Example of coil:

电感绕线匝数的计算方法
已知条件如下
磁 心：NS229125
电感因数：AL=90 nH/N^2
要求电感量：44μH±8%

计算过程如下：
考虑到电感因数公差±8%，AL值应该在82.8～97.2 nH/N^2，因此在选择线圈的匝数时，应该考虑到这一点。应注意，为了得到相同的电感量，使用不同电感因数的磁心绕制时可能需要选择不同的匝数。
使用下面公式可以计算出线圈匝数的上下限。

AL=82.8 nH/N^{2}时（电感因数下限），此时绕制的匝数最多

$$N=\sqrt{\frac{L}{AL}}=\sqrt{\frac{44\times1000}{82.8}}=23.0\ (匝)\approx23(匝)$$

AL=97.2 nH/N^{2}时（电感因数上限），此时绕制的匝数最少

$$N=\sqrt{\frac{L}{AL}}=\sqrt{\frac{44\times1000}{97.2}}=21.3\ (匝)\approx21(匝)$$

从上面的计算可知，为了得到44μH的电感，绕制的匝数可以选择21~23匝之间，具体的匝数可以根据磁心的实际的电感因数而定。

Calculating Method of Winding Turns
Condition:
Core:NS229125
AL=90 nH/N^2
Required Inductance: 44μH±8%

Calculation process:
AL tolerance is ±8%, AL range is from 82.8 to 97.2. Difference winding turns must be considered in order to receive the same inductance when using difference AL core.
We can calculate winding turns according to follow fomula.

AL=82.8 nH/N^2, Winding turns is maximum

$$N=\sqrt{\frac{L}{AL}}=\sqrt{\frac{44\times1000}{82.8}}=23.0\ (turns)\approx23(turns)$$

AL=97.2 nH/N^2 Winding turns is minimum

$$N=\sqrt{\frac{L}{AL}}=\sqrt{\frac{44\times1000}{97.2}}=21.3\ (turns)\approx21(turns)$$

From above calculation, to get the inductance of 44μH, the number of turns can be between 21~23, it can be determined by the real AL value of the core.

20、磁粉心选择示例 Example of wre selection

根据下列条件，确定应选磁环及绕绕制的匝数。条件如下：
1）直流电流I_{DC}=8（A）
2）加电流后电感量L_{8A}=17.5μH

计算过程如下：
公式转换

$$H=\frac{0.4\pi NI}{l_e}\Rightarrow NI=\frac{Hl_e}{0.4\pi}$$

1）初步确定磁场强度
在电流8A下，电感量下降后不小于50%。从磁场强度与初始磁导率变化曲线图可以看到，磁导率下降50%时对应的磁场强度H=35（Oe）。
初步选择磁心NS229125

Determine Core and Turns. Condition is as follow.
1) I_{DC}=8（A）
2)L_{8A}=17.5μH

Calculation process:
Formula conversion

$$H=\frac{0.4\pi NI}{l_e}\Rightarrow NI=\frac{Hl_e}{0.4\pi}$$

1) Specify the magnetizing field
When adding 8A Idc to core, Inductance decrease less than 50%.
Looking for curve of permeability vs H, H is 35Oe When permeability is about 50%.
Choose Core is NS229125

术语及定义
Terms & Definitions

NS229125的有效磁路长度l_e=5.67cm
(注：50Oe是设定值)

2）计算安匝数及匝数

$$NI=\frac{Hl_e}{0.4\pi}=35\times5.67/0.4/3.14=158$$

N = 158÷8 = 19.75≈20 turns

3）核算L_{8A}电感是否满足要求
L_{0A}=AL×N^2 =90×20^2 =36.0
I=8A时，电感量下降为50%L_{0A}，
L_{8A}=36.0×50% = 18.0(μH)

加上8A的电流后电感量基本上能够满足要求。在实际的使用中选用磁心时，如果初次选定的磁心无法一次满足要求，可以根据上述方法，通过调整磁心尺寸及磁导率的方式来使L_{0A}电感及加电流后的电感满足要求。

L_e=5.67cm
(Remark: 50Oe is setting value)

2）Calculate NI and N

$$NI=\frac{Hl_e}{0.4\pi}=35\times5.67/0.4/3.14=158$$

N = 158÷8 = 19.75≈20 turns

3）Verify if L_{8A} inductance meet the requirement
L_{0A}=AL×N^2 =90×20^2 =36.0
When I=8A, Inductance is 50%L_{0A},
L_{8A}=36.0×50% = 18.0(μH)

Inductance can meet the requirement after adding 8A(DC) in core .In real core selection for designing, if the core you selected can not meet your requirement, you may adjust the dimension and permeability as above mentioned to make the L_{0A} inductance and the AL value to meet the requirement

材料特性
MATERIAL CHARACTERISTICS

1. 低功耗铁氧体材料 Low Loss ferrite material

特性 Characteristics	符号 Symbol	单位 Unit	条件 Condition	LP3	LP3A	LP3S	LP3H
初始磁导率 Initial permeability	μi		25℃10kHz	2300±25%	2400±25%	2500±25%	1600±25%
相对损耗因数 Relative loss factor	tanδ/μi		25℃100kHz	$<4\times10^{-6}$	$<3\times10^{-6}$	$<3\times10^{-6}$	$<6\times10^{-6}$
饱和磁通密度*(1194A/m) Saturation flux density*	Bs	mT	25℃ 100℃	500 390	510 390	530 420	410 350
剩磁* Remanence*	Br	mT	25℃	130	110	180	85
矫顽力* Coercivity*	Hc	A/m	25℃	13	10	13	10
功率损耗* Power loss* (f=100kHz,B=200mT)	Pcv	kW/m^3	25℃ 80℃ 100℃ 120℃	650 450 410	600 360 320 400	600 300 250 360	420** 180***
居里温度 Curie temperature	Tc	℃		≥215	≥215	≥230	≥270
电阻率* Resistivity*	ρ	Ω·m	25℃	5	5	4	20
密度* Density*	d	kg/m^3		4.8×10^3	4.8×10^3	4.9×10^3	4.85×10^3

注：1、如无说明，各项数值均在室温下用Φ25×Φ15×10环型磁心测得。
2、*为典型值，**@100kHz 200mT 150℃ ***@200kHz 100mT 150℃

Note: 1.The values were obtained with toroidal core Φ25×Φ15×10 at room temperature unless otherwise specified.
2. * Typical value, **@100kHz 200mT 150℃ ***@200kHz 100mT 150℃

材料特性
MATERIAL CHARACTERISTICS

2. 高饱和磁通密度功率铁氧体材料 High Bs Power ferrite material

特性 Characteristics	符号 Symbol	单位 Unit	条件 Condition	LP4	LP90	LP4A	LP4B
初始磁导率 Initial permeability	μi		25℃10kHz	2000±25%	2000±25%	1800±25%	2000±25%
相对损耗因数 Relative loss factor	tanδ/μi		25℃ 100kHz	$<8\times10^{-6}$	$<5\times10^{-6}$	$<8\times10^{-6}$	$<5\times10^{-6}$
饱和磁通密度*(1194A/m) Saturation flux density*	Bs	mT	25℃ 100℃	530 450	530 450	580 480	540 460
剩磁* Remanence*	Br	mT	100℃	55	55	250	60
矫顽力* Coercivity*	Hc	A/m	100℃	6	4	15	5
功率损耗* Power loss* (f=100kHz,B=200mT)	Pcv	kW/m^3	25℃ 80℃ 100℃ 120℃	700 500 450	680 360 320 450	200** 350**	800 450 400
居里温度 Curie temperature	Tc	℃		≥270	≥270	≥300	≥280
电阻率* Resistivity*	ρ	Ω·m	25℃	5	4	4	4
密度* Density*	d	kg/m^3		4.9×10^3	4.9×10^3	4.9×10^3	4.9×10^3

注：1、如无说明，各项数值均在室温下用Φ25×Φ15×10环型磁心测得。
2、*为典型值，**测试条件为：f=25KHz, B=200mT。

Note: 1.The values were obtained with toroidal core Φ25×Φ15×10 at room temperature unless otherwise specified.
2. * Typical value,**1 Test condition：f=25KHz, B=200mT

材料特性
MATERIAL CHARACTERISTICS

3. 宽温低损耗铁氧体材料 Wide T-range Low Loss ferrite material

特性 Characteristics	符号 Symbol	单位 Unit	条件 Condition	LP9	LP10	LP10A	LP10F
初始磁导率 Initial permeability	μi		25℃ 10kHz	3300±25%	3300±25%	3300±25%	3000±25%
相对损耗因数 Relative loss factor	tanδ/μi		25℃100kHz	$<4\times10^{-6}$	$<4\times10^{-6}$	$<4\times10^{-6}$	$<4\times10^{-6}$
饱和磁通密度*(1194A/m) Saturation flux density*	Bs	mT	25℃ 100℃	530 420	540 430	540 430	530 420
剩磁* Remanence*	Br	mT	25℃	90	90	80	70
矫顽力* Coercivity*	Hc	A/m	25℃	9	9	9	9
功率损耗* Power loss* (f=100kHz,B=200mT)	Pcv	kW/m^3	25℃ 60℃ 80℃ 100℃ 120℃ 140℃	350 315 305 310 350 –	300 285 275 280 320 360	290 270 265 270 300 340	250** 230** 230** 235** 270** 330**
居里温度 Curie temperature	Tc	℃		≥215	≥230	≥230	≥230
电阻率* Resistivity*	ρ	Ω·m	25℃	6	6	6	8
密度* Density*	d	kg/m^3		4.9×10^3	4.9×10^3	4.85×10^3	4.85×10^3

注：1、如无说明，各项数值均在室温下用Φ25×Φ15×10环型磁心测得。

2、*为典型值，**测试条件为：f=300kHz,B=100mT。

Note: 1.The values were obtained with toroidal core Φ25×Φ15×10 at room temperature unless otherwise specified.

2. * Typical value, ** Test condition: f=300kHz, B=100mT.

材料特性
MATERIAL CHARACTERISTICS

4. 高频低损耗铁氧体材料 High Frequency Low Loss ferrite material

特性 Characteristics	符号 Symbol	单位 Unit	条件 Condition		LP5W	LP6*1	LP7*1
初始磁导率 Initial permeability	μi		25℃ 10kHz		1500 ±25%	1200 ±25%	900 ±25%
相对损耗因数 Relative loss factor	tanδ/μi		25℃100kHz		$<5\times10^{-6}$	$<8\times10^{-6}$*2	$<8\times10^{-6}$*2
饱和磁通密度*(1194A/m) Saturation flux density*	Bs	mT	25℃ 100℃		490 390	530 430	530 440
剩磁* Remanence*	Br	mT	25℃ 100℃		90 70	140 130	120 110
矫顽力* Coercivity*	Hc	A/m	25℃ 100℃		20 15	40 35	45 40
功率损耗* Power loss*	Pcv	kW/m^3	300kHz 100mT	25℃ 100℃	280 260		
			500kHz 50mT	25℃ 100℃	60 50	50 40	35 30
			500kHz 100mT	25℃ 100℃ 120℃	260 240	160 150 220	90 100 160
			1MHz 50mT	25℃ 100℃ 120℃			360 450 700
			2MHz 50mT				
居里温度 Curie temperature	Tc	℃			≥250	≥270	≥290
电阻率* Resistivity*	ρ	Ω·m	25℃		8	6	6
密度* Density*	d	kg/m^3			4.75	4.85	4.85

注：1、如无说明，各项数值均在室温下用Φ25×Φ15×10环型磁心测得。

2、*为典型值，*1 测试环为Φ16×Φ8×5，*2 测试条件为1MHz

Note: 1.The values were obtained with toroidal core Φ25×Φ15×10 at room temperature unless otherwise specified.

2. * Typical value, *1 Test toroidal core: Φ16×Φ8×5, *2 Test condition: 1MHz.

材料特性
MATERIAL CHARACTERISTICS

5. 高磁导率铁氧体材料 High permeability ferrite material

特 性 Characteristics	符 号 Symbol	单 位 Unit	条 件 Condition	HP1	HP2	HP2T	HP3
初始磁导率 Initial permeability	μi		25℃ 10kHz	5000±25%	7000±25%	7000±25%	10000±30%
相对损耗因数 Relative loss factor	tanδ/μi		25℃ 100kHz	$<15\times10^{-6}$	$<7\times10^{-6}$	$<6.5\times10^{-6}$	$<7\times10^{-6}$
饱和磁通密度*(1194A/m) Saturation flux density*	Bs	mT	25℃	420	400	420	400
剩 磁* Remanence*	Br	mT	25℃	110	100	100	90
矫顽力* Coercivity*	Hc	A/m	25℃	10	6	6	5
相对温度系数 Relative temp. coefficient	αμr	$1/K(\times10^{-6})$	25~70℃	−0.5~2	−0.5~1.8	−0.5~1.8	−0.5~1.5
材料磁滞常数 Hysteresis material constant	ηB	1/mT	1.5~3mT	$<1.5\times10^{-6}$	$<1.0\times10^{-6}$	$<1.0\times10^{-6}$	$<1.0\times10^{-6}$
居里温度 Curie temperature	Tc	℃		⩾130	⩾120	⩾150	⩾120
电阻率* Resistivity*	ρ	Ω·m	25℃	1	0.5	0.3	0.2
密 度* Density*	d	kg/m^3		4.85×10^3	4.9×10^3	4.9×10^3	4.95×10^3

注：1、如无说明，各项数值均在室温下用Φ25×Φ15×10环型磁心测得。
2、*为典型值。

Note: 1.The values were obtained with toroidal core Φ25×Φ15×10 at room temperature unless otherwise specified.
2. * Typical value.

材料特性
MATERIAL CHARACTERISTICS

5. 高磁导率铁氧体材料 High permeability ferrite material

特 性 Characteristics	符 号 Symbol	单 位 Unit	条 件 Condition	HP3Z	HP3T	HPB
初始磁导率 Initial permeability	μi		25℃ 10kHz	10000±30%	10000±30%	5000±25%
相对损耗因数 Relative loss factor	tanδ/μi		25℃ 100kHz	$<6.5\times10^{-6}$	$<6.5\times10^{-6}$	$<1.5\times10^{-6}$
饱和磁通密度*(1194A/m) Saturation flux density*	Bs	mT	25℃	410	420	500 370(100℃)
剩 磁* Remanence*	Br	mT	25℃	90	80	110
矫顽力* Coercivity*	Hc	A/m	25℃	5	5	8
相对温度系数 Relative temp. coefficient	αμr	$1/K(\times10^{-6})$	25~70℃	−0.5~1.5	−0.5~1.5	−0.5−1
材料磁滞常数 Hysteresis material constant	ηB	1/mT	1.5~3mT	$<1.0\times10^{-6}$	$<1.0\times10^{-6}$	$<1.1\times10^{-6}$
居里温度 Curie temperature	Tc	℃		⩾130	⩾150	⩾180
电阻率* Resistivity*	ρ	Ω·m	25℃	0.2	0.2	0.3
密 度* Density*	d	kg/m^3		4.95×10^3	4.95×10^3	4.9×10^3

注：1、如无说明，各项数值均在室温下用Φ25×Φ15×10环型磁心测得。
2、*为典型值。

Note: 1.The values were obtained with toroidal core Φ25×Φ15×10 at room temperature unless otherwise specified.
2. * Typical value.

材料特性
MATERIAL CHARACTERISTICS

6. 高稳定性铁氧体材料 High Stability ferrite material

特 性 Characteristics	符 号 Symbol	单 位 Unit	条 件 Condition	LT1	HFZ	HFZ3
初始磁导率 Initial permeability	μi		25℃ 10kHz	2500±25%	2000±25%	3000±25%
相对损耗因数 Relative loss factor	tanδ/μi		25℃ 100kHz	$<3\times10^{-6}$	$<23\times10^{-6}$	$<20\times10^{-6}$
饱和磁通密度*(1194A/m) Saturation flux density*	Bs	mT	25℃ 100℃	460 330	370 280	380 270
剩 磁* Remanence*	Br	mT	25℃ 100℃	60	240 140	240 130
矫顽力* Coercivity*	Hc	A/m	25℃ 100℃	10	20 10	20 10
相对温度系数 Relative temp. coefficient	αμr	$1/K(\times10^{-6})$	−30~20℃ 0~20℃ 20~70℃ 0−25℃ 25~70℃	−0.5~0.5 −0.5~0.5 0~1.0	<1.0 <5.5	<1.0 <5.5
材料磁滞常数 Hysteresis material constant	ηB	1/mT	1.5~3.0mT	$<0.5\times10^{-6}$	$<0.35\times10^{-6}$	$<0.35\times10^{-6}$
居里温度 Curie temperature	Tc	℃		⩾170	⩾130	⩾130
电阻率* Resistivity*	ρ	Ω·m	25℃	7	150	150
密 度* Density*	d	kg/m^3		4.8×10^3	4.9×10^3	4.9×10^3

注：1、如无说明，各项数值均在室温下用Φ25×Φ15×10环型磁心测得。
2、*为典型值。

Note: 1.The values were obtained with toroidal core Φ25×Φ15×10 at room temperature unless otherwise specified.
2. * Typical value.

材料特性
MATERIAL CHARACTERISTICS

7. NiZn高频高阻抗材料NN850 High impedance NiZn ferrite material NN850

特 性 Characteristics	符 号 Symbol	单 位 Unit	条 件 Condition	NN850
初始磁导率 Initial permeability	μi		10kHz, 25℃	850±25%
相对损耗因数 Relative loss factor	tanδ/μi		100kHz, 25℃	$<20\times10^{-6}$
饱和磁通密度*(1194A/m) Saturation flux density*	Bs	mT	25℃	350
剩 磁* Remanence*	Br	mT	25℃	200
矫顽力* Coercivity*	Hc	A/m	25℃	15
居里温度 Curie temperature	Tc	℃		>140
电阻率* Resistivity*	ρ	Ω·m	25℃	$>10^6$
密 度* Density*	d	kg/m^3		5.1×10^3

注：1、如无说明，各项数值均在室温下用Φ25×Φ15×10环型磁心测得。
2、*为典型值。

Note: 1.The values were obtained with toroidal core Φ25×Φ15×10 at room temperature unless otherwise specified.
2. * Typical value.

LP3低功耗铁氧体材料
Low loss ferrite material LP3

初始导磁率与温度关系
Permeability μi vs. Temperature T

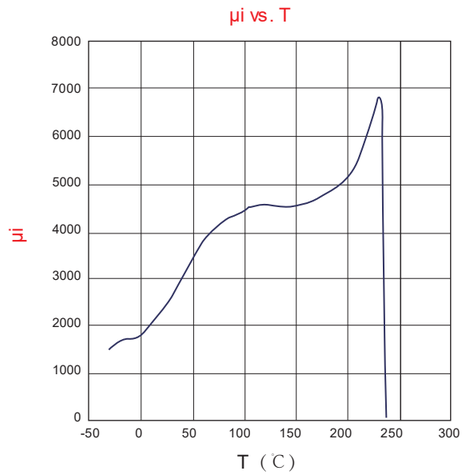

功率损耗与温度关系
Powerloss Pcv vs.Temperature

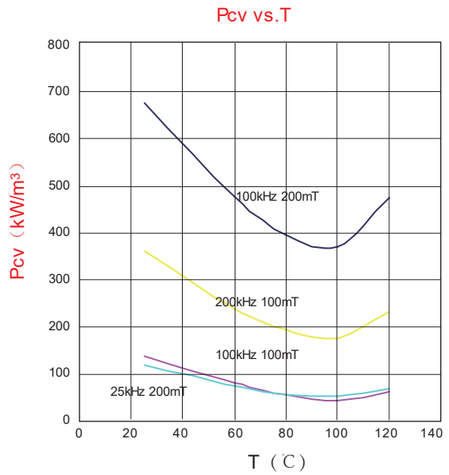

功率损耗与频率关系
Powerloss Pcv vs.frequency f

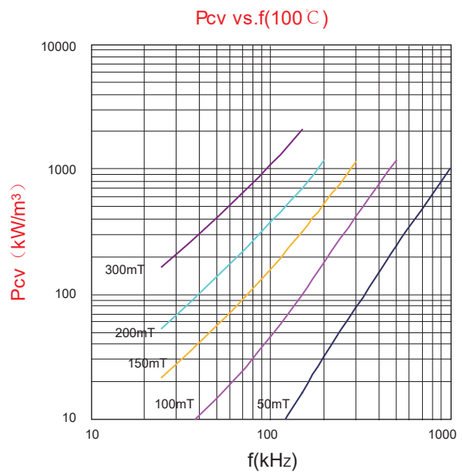

振幅磁导率与磁通密度关系
Amplitude permeability μa vs.flux density Bm

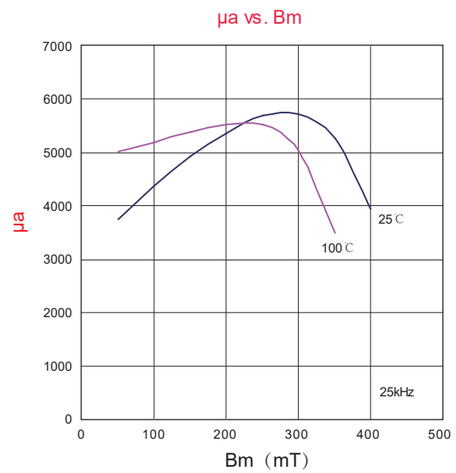

LP3低功耗铁氧体材料
Low loss ferrite material LP3

饱和磁通密度与温度关系
Saturation flux density Bs vs.temperature T

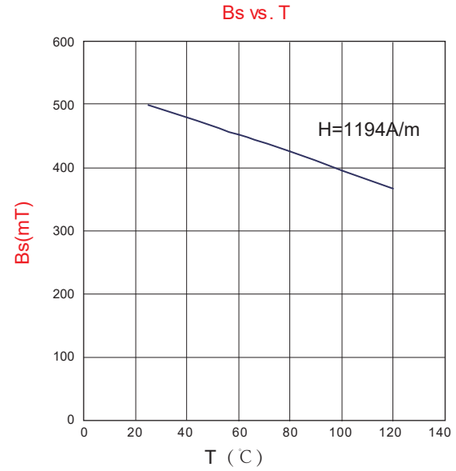

磁通密度与磁场强度关系
Fulx density B vs.magnetic field H

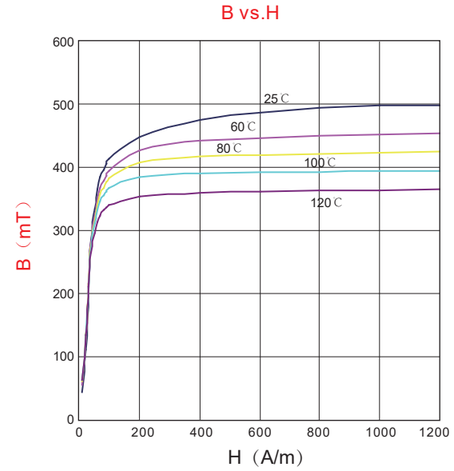

LP3A低功耗铁氧体材料
Low loss ferrite material LP3A

初始导磁率与温度关系
Permeability μi vs. Temperature T

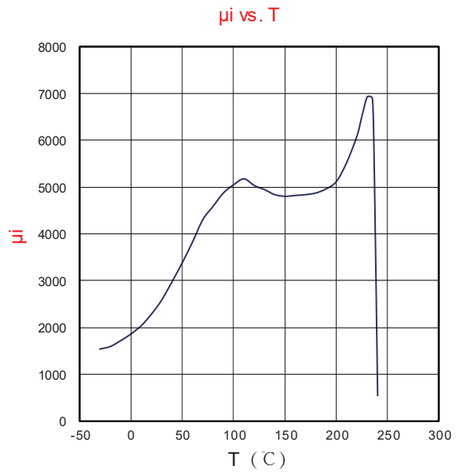

功率损耗与温度关系
Powerloss Pcv vs.Temperature

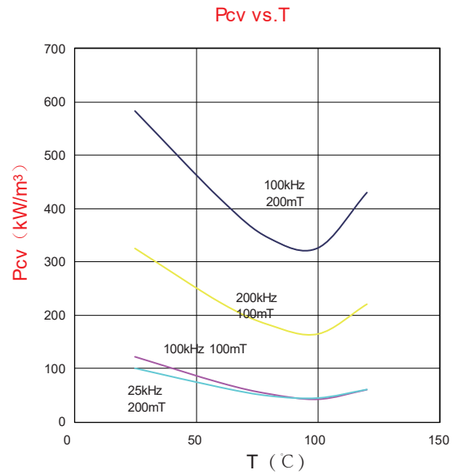

功率损耗与频率关系
Powerloss Pcv vs.frequency f

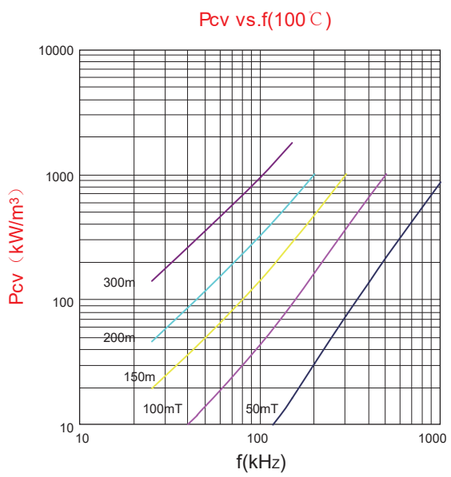

振幅磁导率与磁通密度关系
Amplitude permeability μa vs.flux density Bm

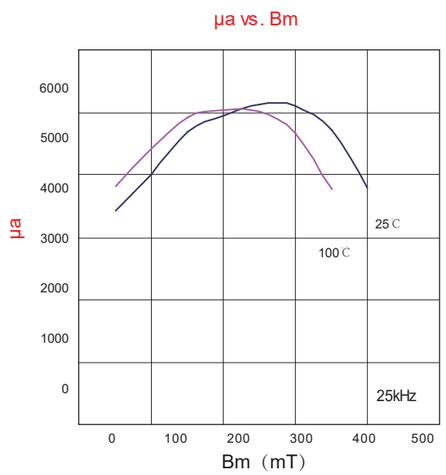

LP3A低功耗铁氧体材料
Low loss ferrite material LP3A

饱和磁通密度与温度关系
Saturation flux density Bs vs.temperature T

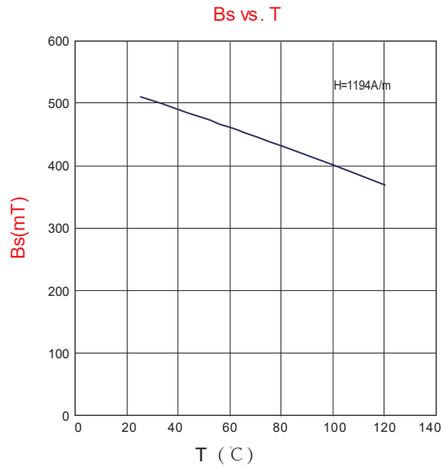

磁通密度与磁场强度关系
Fulx density B vs.magnetic field H

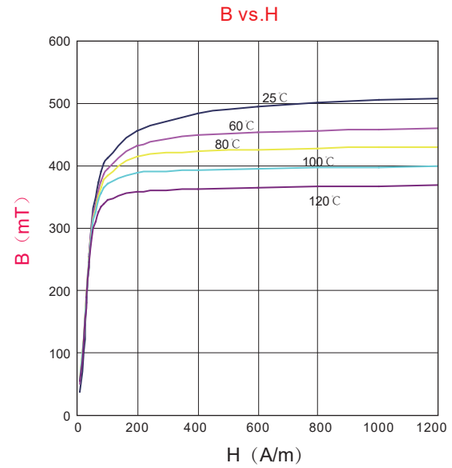

LP3S低功耗铁氧体材料
Low loss ferrite material LP3S

初始导磁率与温度关系
Permeability μi vs. Temperature T

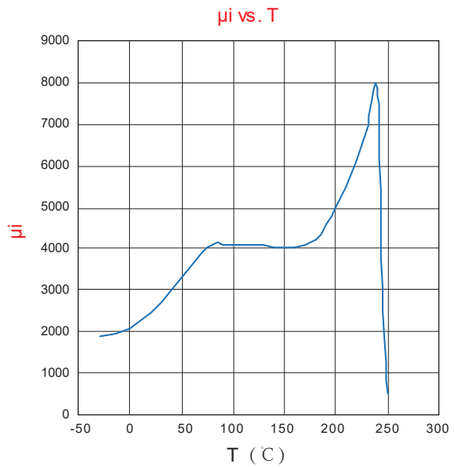

功率损耗与温度关系
Powerloss Pcv vs.Temperature

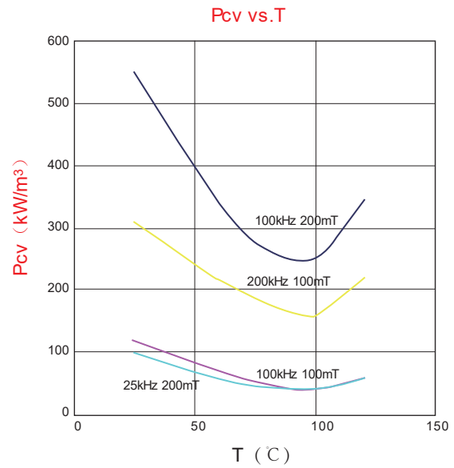

功率损耗与频率关系
Powerloss Pcv vs.frequency f

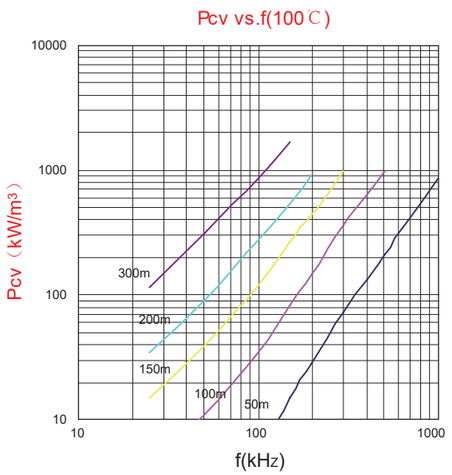

振幅磁导率与磁通密度关系
Amplitude permeability μa vs.flux density Bm

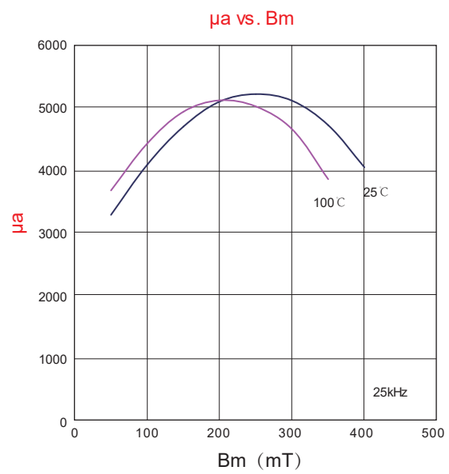

LP3S低功耗铁氧体材料
Low loss ferrite material LP3S

饱和磁通密度与温度关系
Saturation flux density Bs vs.temperature T

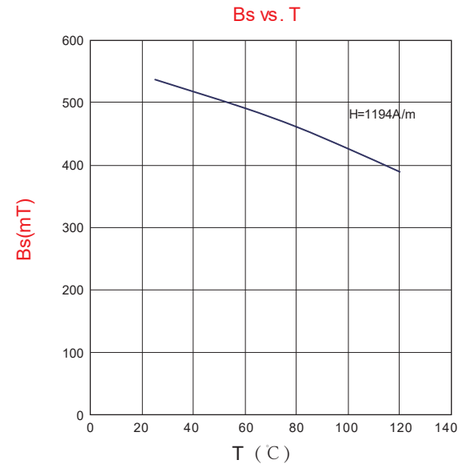

磁通密度与磁场强度关系
Fulx density B vs.magnetic field H

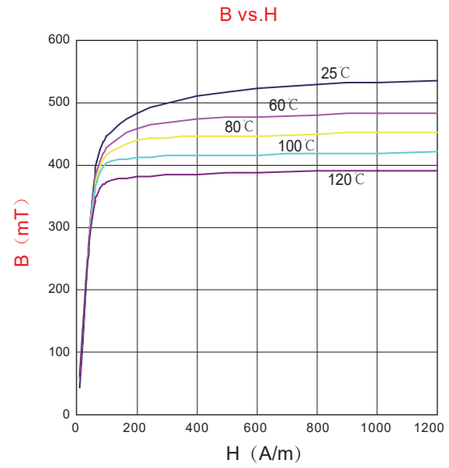

LP3H低功耗铁氧体材料
Low loss ferrite material LP3H

初始导磁率与温度关系
Permeability μi vs. Temperature T

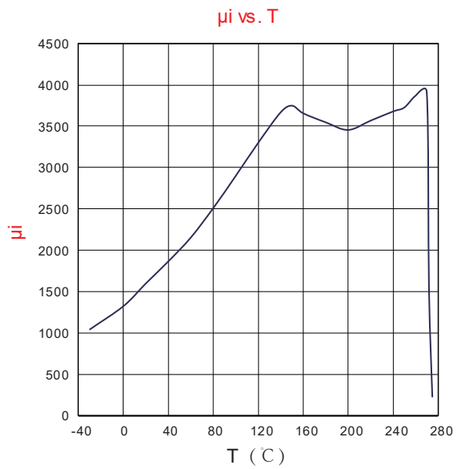

功率损耗与温度关系
Powerloss Pcv vs.Temperature

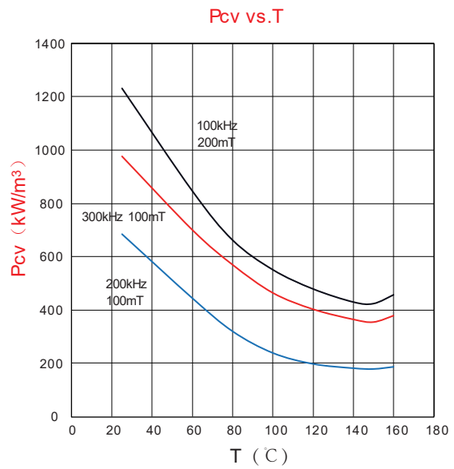

功率损耗与频率关系
Powerloss Pcv vs.frequency f

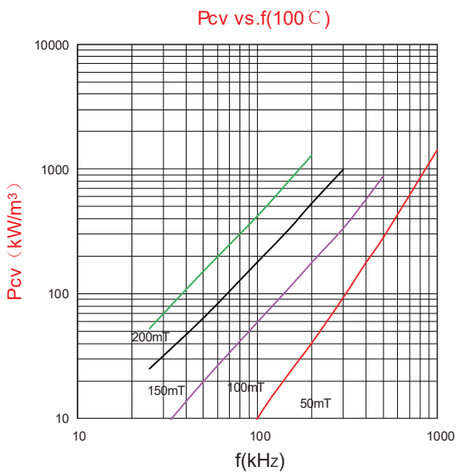

磁通密度与磁场强度关系
Fulx density B vs. Magnetic field H

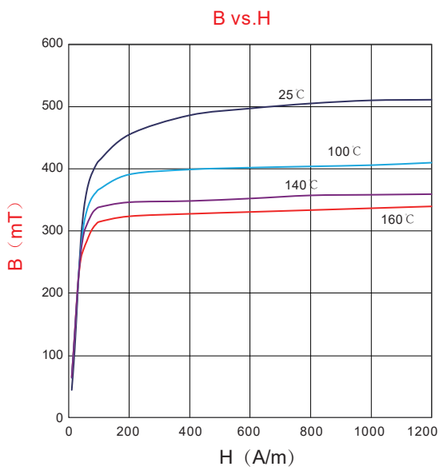

LP4高饱和磁通密度铁氧体材料
High Bs ferrite material LP4

初始导磁率与温度关系
Permeability μi vs. Temperature T

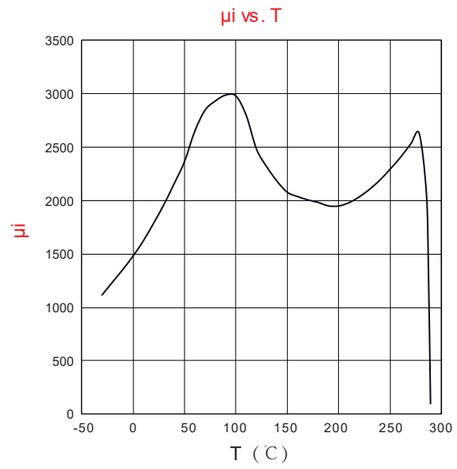

功率损耗与温度关系
Powerloss Pcv vs.Temperature

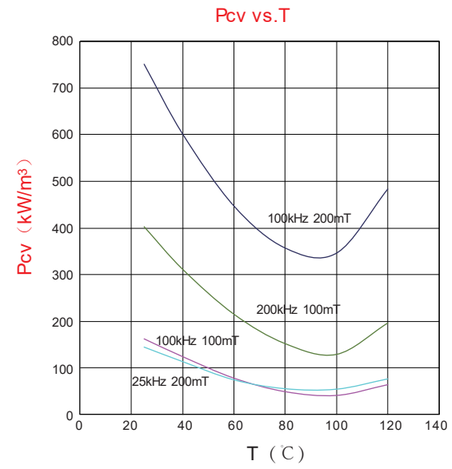

功率损耗与频率关系
Powerloss Pcv vs.frequency f

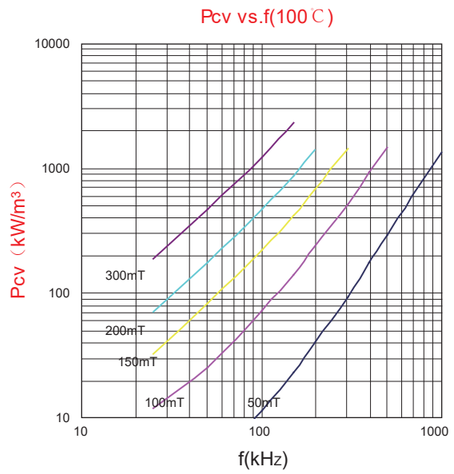

振幅磁导率与磁通密度关系
Amplitude permeability μa vs.flux density Bm

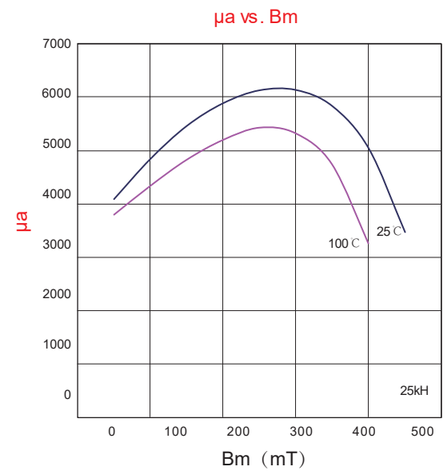

LP4高饱和磁通密度铁氧体材料
High Bs ferrite material LP4

饱和磁通密度与温度关系
Saturation flux density Bs vs.temperature T

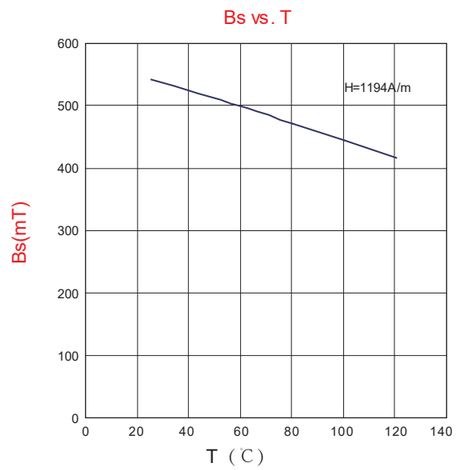

磁通密度与磁场强度关系
Fulx density B vs.magnetic field H

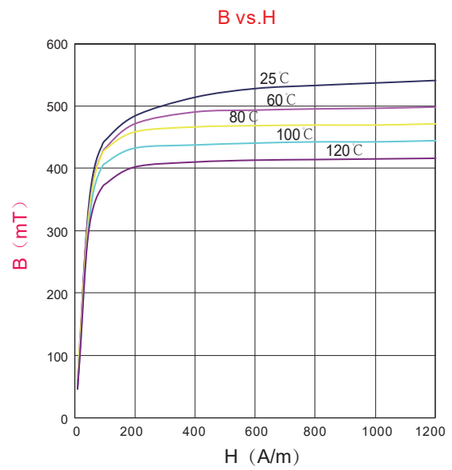

LP90高饱和磁通密度铁氧体材料
High Bs ferrite material LP90

初始导磁率与温度关系
Permeability μi vs. Temperature T

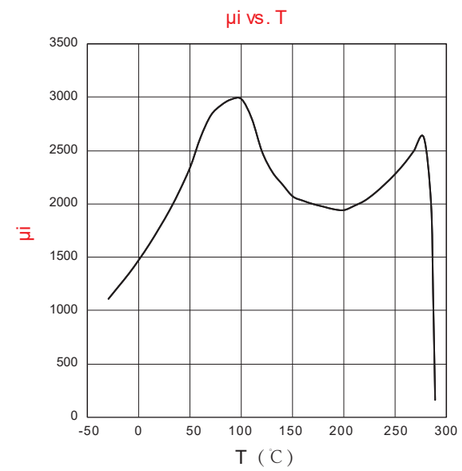

功率损耗与温度关系
Powerloss Pcv vs.Temperature

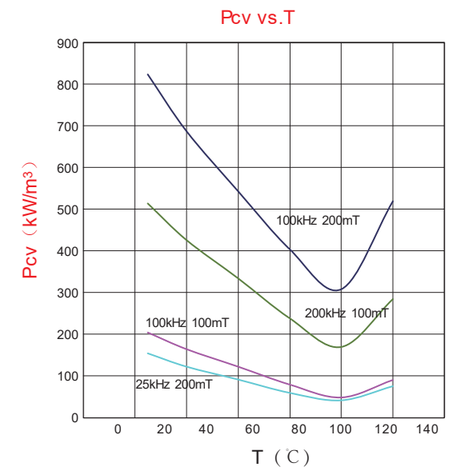

功率损耗与频率关系
Powerloss Pcv vs.frequency f

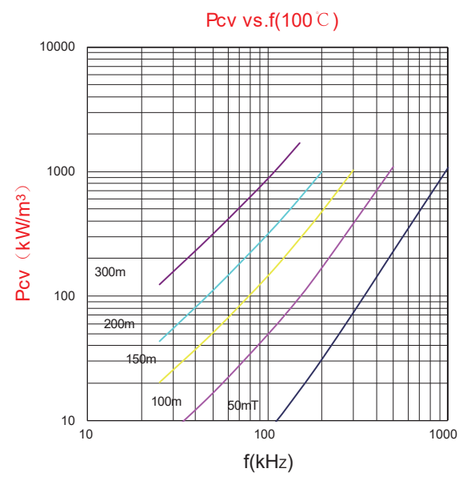

振幅磁导率与磁通密度关系
Amplitude permeability μa vs.flux density Bm

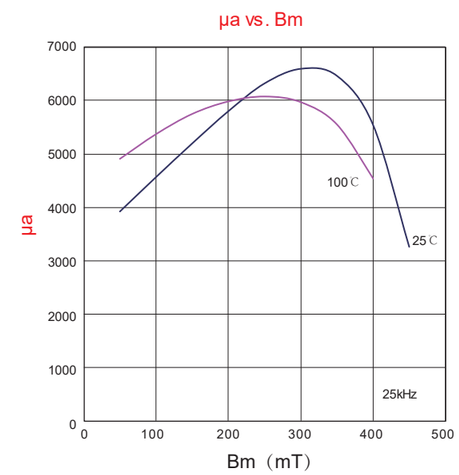

LP90高饱和磁通密度铁氧体材料
High Bs ferrite material LP90

饱和磁通密度与温度关系
Saturation flux density Bs vs.temperature T

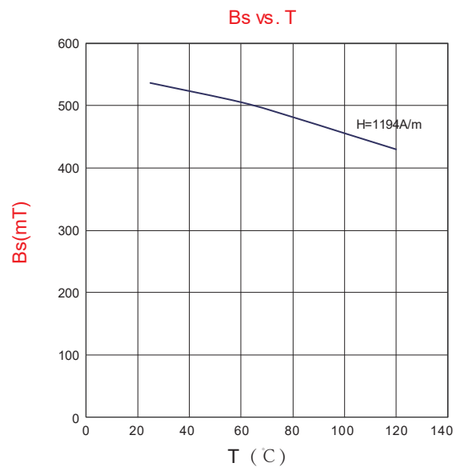

磁通密度与磁场强度关系
Fulx density B vs.magnetic field H

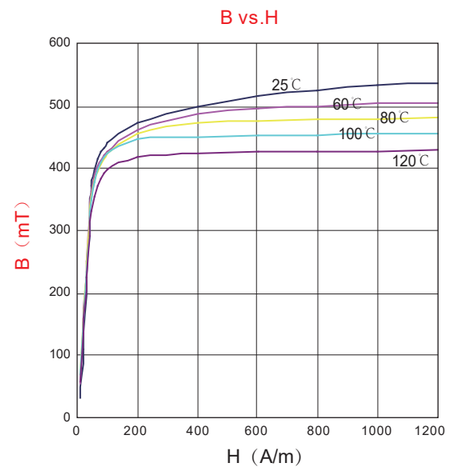

LP4A超高饱和磁通密度铁氧体材料
Ultra-high Bs ferrite material LP4A

初始导磁率与温度关系
Permeability μi vs. Temperature T

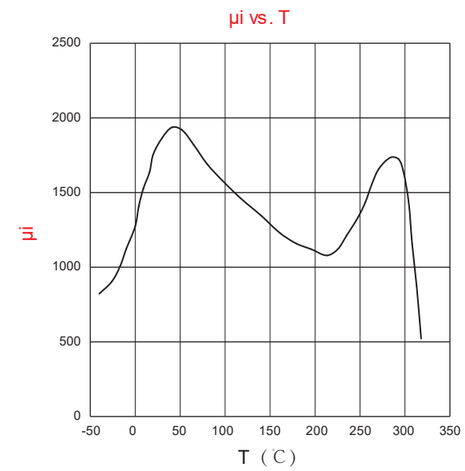

功率损耗与温度关系
Powerloss Pcv vs.Temperature

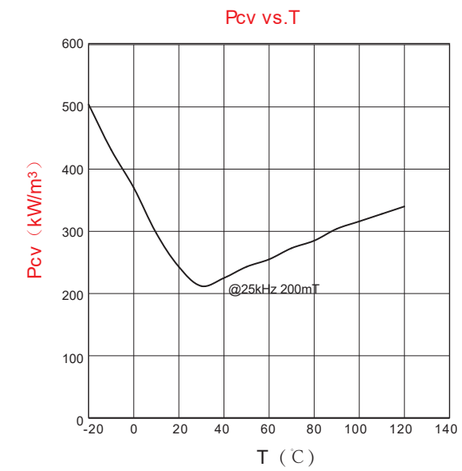

饱和磁通密度与温度关系
Saturation flux density Bs vs. Temperature T

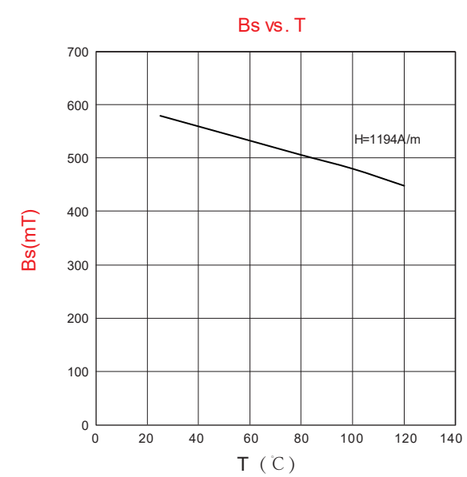

磁通密度与磁场强度关系
Fulx density B vs. Magnetic field H

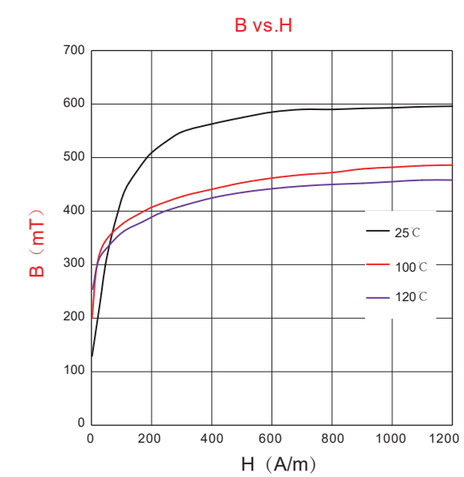

LP4B高饱和磁通密度铁氧体材料
High Bs ferrite material LP4B

初始导磁率与温度关系
Permeability μi vs. Temperature T

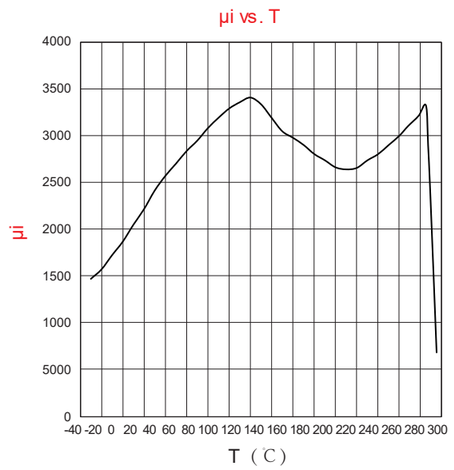

功率损耗与温度关系
Powerloss Pcv vs.Temperature

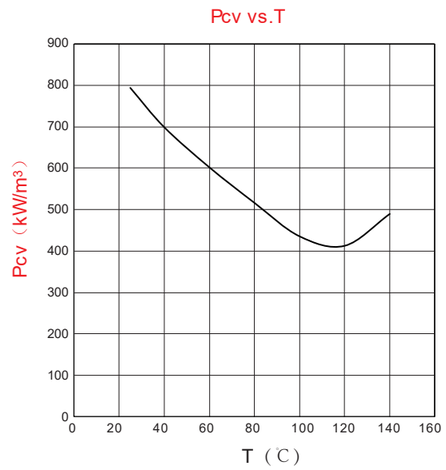

功率损耗与频率关系
Powerloss Pcv vs.frequency f

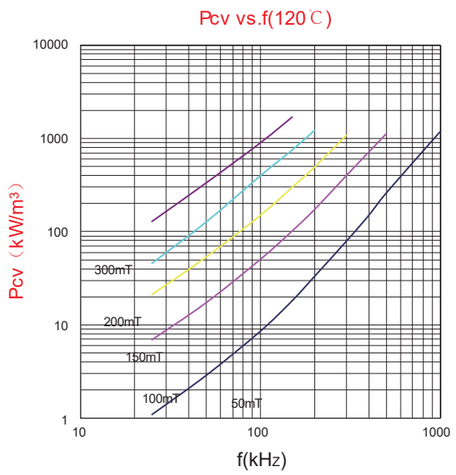

振幅磁导率与磁通密度关系
Amplitude permeability μa vs.flux density Bm

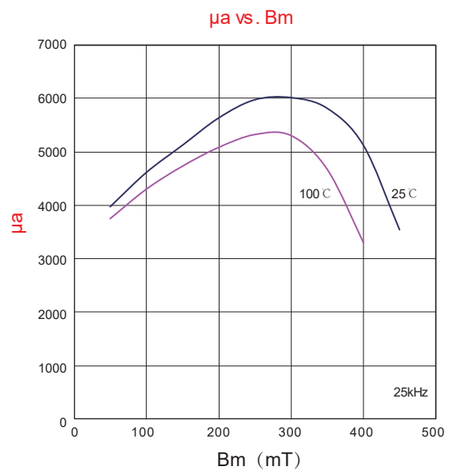

LP4B高饱和磁通密度铁氧体材料
High Bs ferrite material LP4B

饱和磁通密度与温度关系
Saturation flux density Bs vs. Temperature T

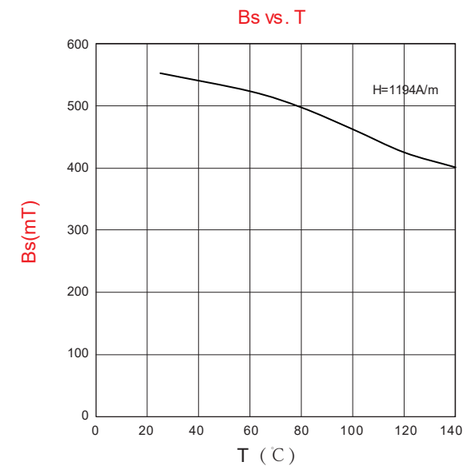

磁通密度与磁场强度关系
Fulx density B vs. Magnetic field H

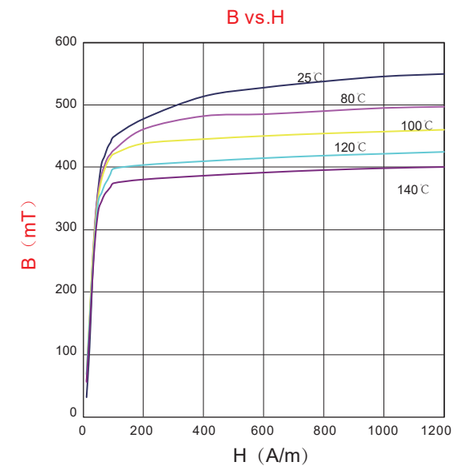

LP9宽温低功耗铁氧体材料
Wide Temperature range low loss ferrite material LP9

复数磁导率与频率关系
Complex Permeability μ' μ'' vs. Frequency F

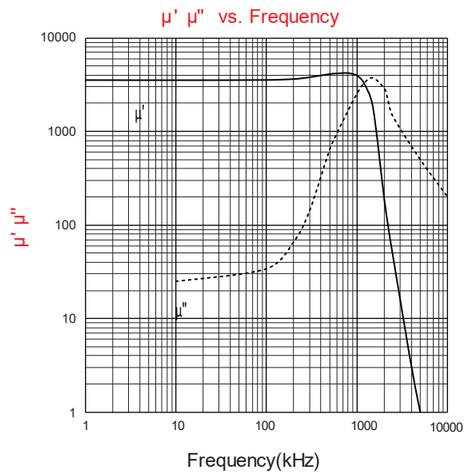

初始磁导率与温度关系
Permeability μi vs. Temperature T

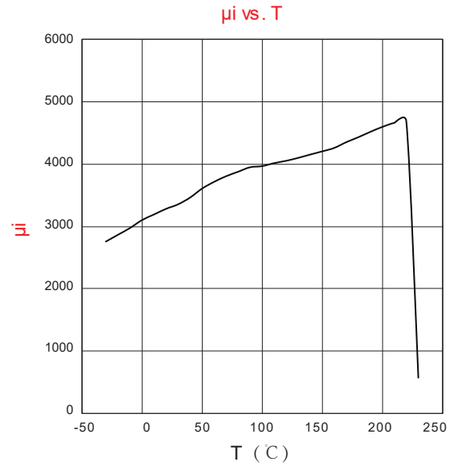

功率损耗与温度关系
Powerloss Pc vs.Temperature

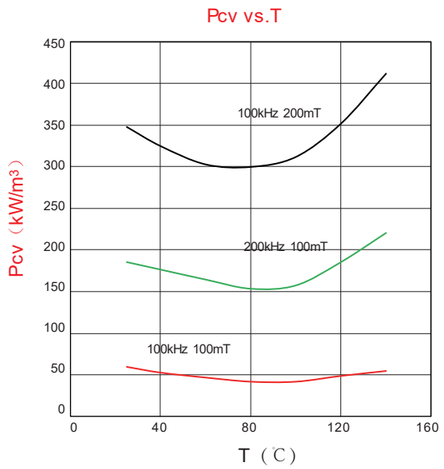

功率损耗与频率关系
Powerloss Pc vs.frequency f

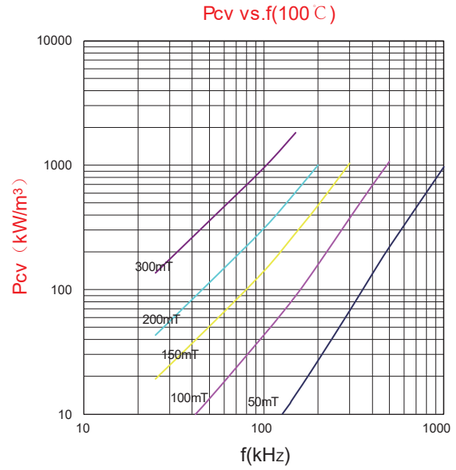

LP9宽温低功耗铁氧体材料
Wide Temperature range low loss ferrite material LP9

振幅磁导率与磁通密度关系
Amplitude permeability μa vs.flux density Bm

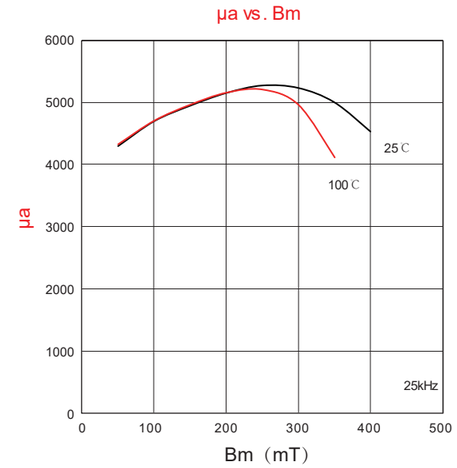

饱和磁通密度与温度关系
Saturation flux density Bs vs.temperature T

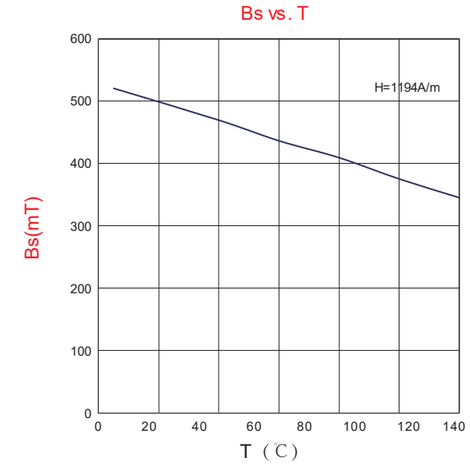

磁通密度与磁场强度关系
Fulx density B vs. Magnetic field H

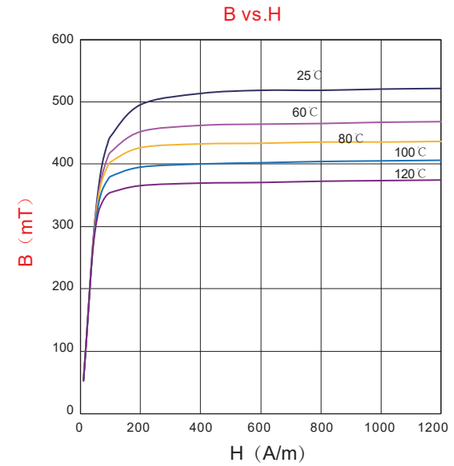

LP10宽温低功耗铁氧体材料
Wide Temperature range low loss ferrite material LP10

复数磁导率与频率关系
Complex Permeability μ' μ'' vs. Frequency F

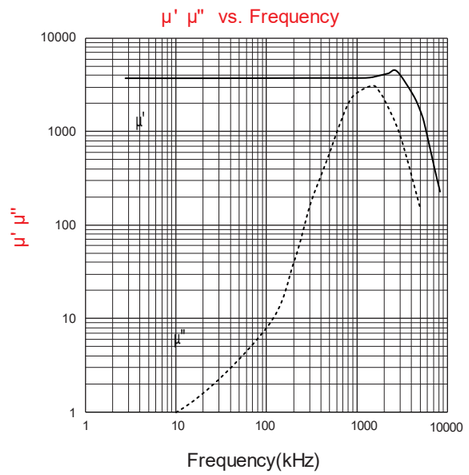

初始磁导率与温度关系
Permeability μi vs. Temperature T

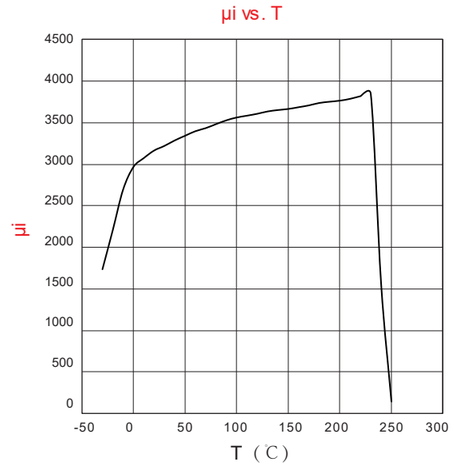

功率损耗与温度关系
Powerloss Pc vs.Temperature

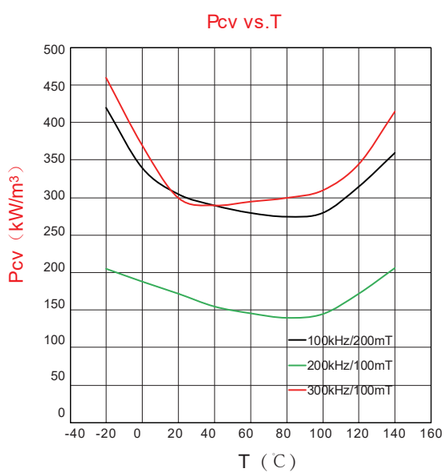

功率损耗与频率关系
Powerloss Pc vs.frequency f

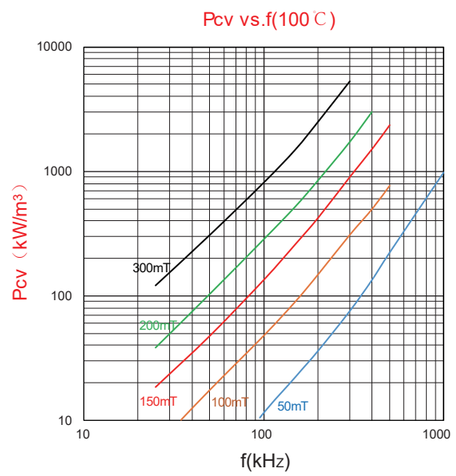

LP10宽温低功耗铁氧体材料
Wide Temperature range low loss ferrite material LP10

振幅磁导率与磁通密度关系
Amplitude permeability μa vs.flux density Bm

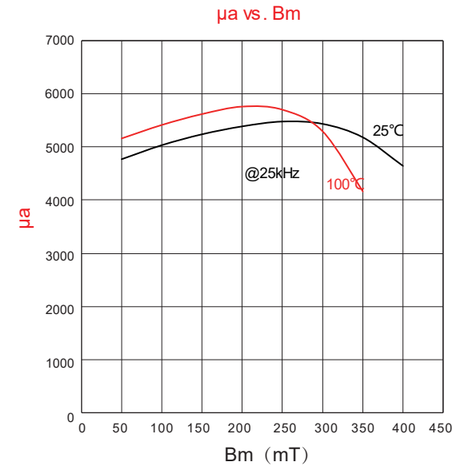

饱和磁通密度与温度关系
Saturation flux density Bs vs.temperature T

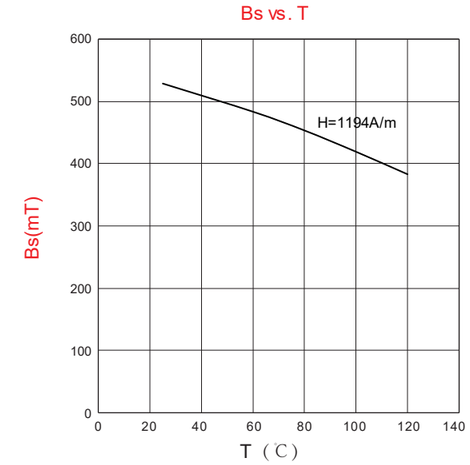

磁通密度与磁场强度关系
Fulx density B vs. Magnetic field H

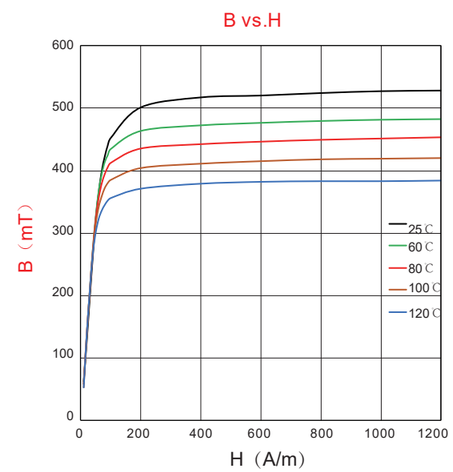

LP10A宽温低功耗铁氧体材料
Wide Temperature range low loss ferrite material LP10A

复数磁导率与频率关系
Complex Permeability μ' μ'' vs. Frequency F

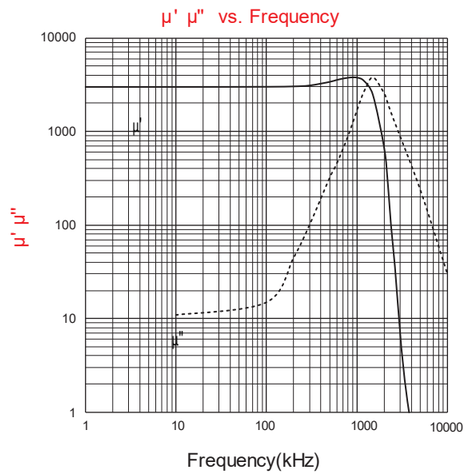

初始磁导率与温度关系
Permeability μi vs. Temperature T

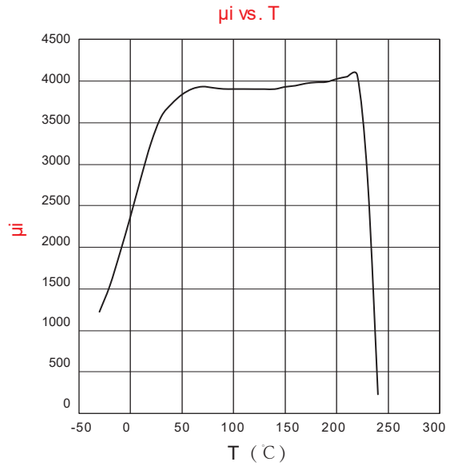

功率损耗与温度关系
Powerloss Pc vs.Temperature

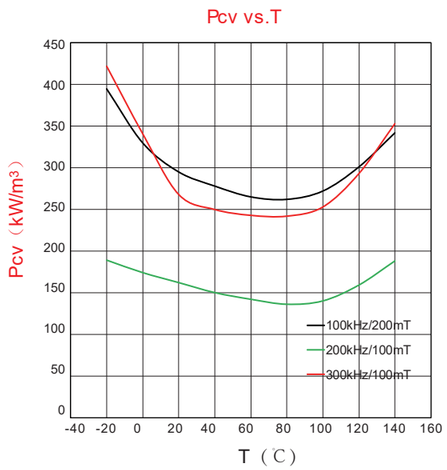

功率损耗与频率关系
Powerloss Pc vs.frequency f

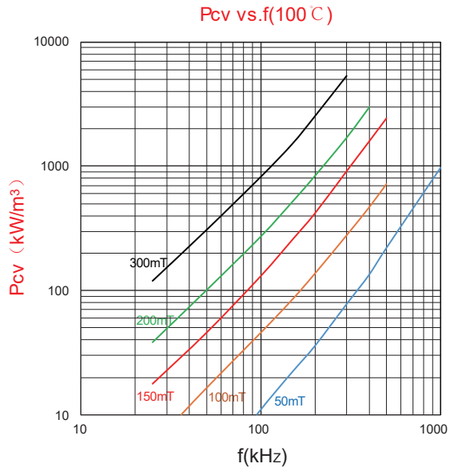

LP10A宽温低功耗铁氧体材料
Wide Temperature range low loss ferrite material LP10A

振幅磁导率与磁通密度关系
Amplitude permeability μa vs.flux density Bm

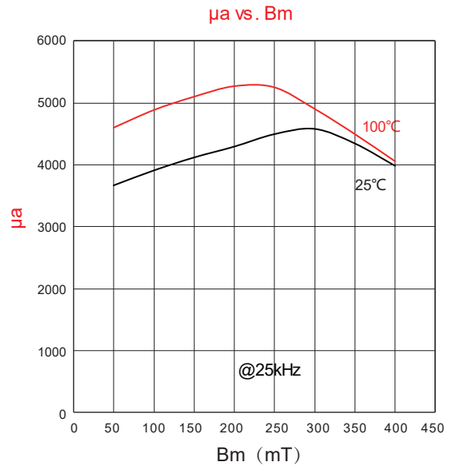

饱和磁通密度与温度关系
Saturation flux density Bs vs.temperature T

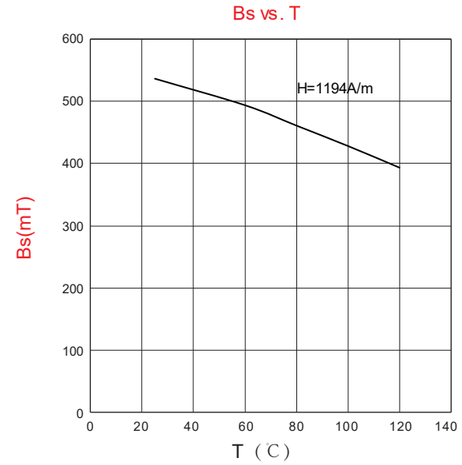

磁通密度与磁场强度关系
Fulx density B vs. Magnetic field H

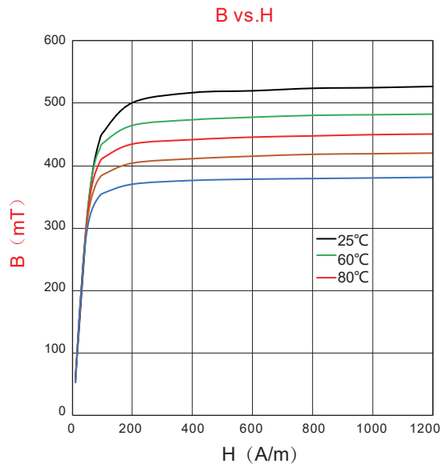

LP10F宽温宽频低功耗铁氧体材料

Wide Temperature&Frequency range low loss ferrite material LP10F

复数磁导率与频率关系
Complex Permeability μ' μ'' vs. Frequency F

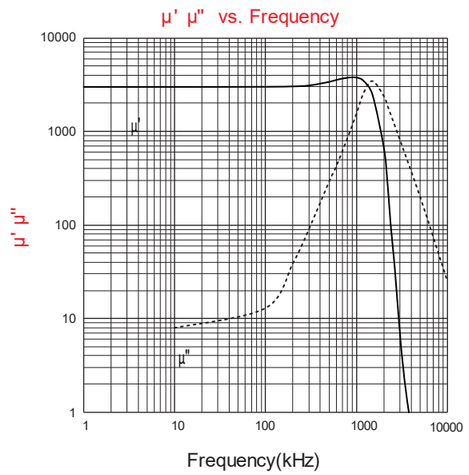

初始磁导率与温度关系
Permeability μi vs. Temperature T

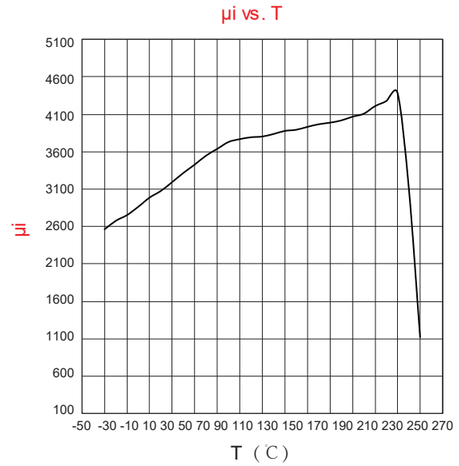

功率损耗与温度关系
Powerloss Pc vs.Temperature

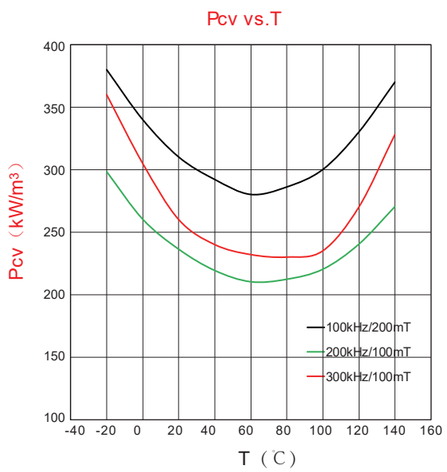

功率损耗与频率关系
Powerloss Pc vs.frequency f

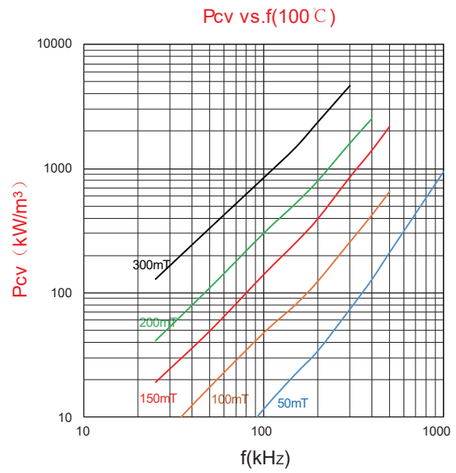

LP10F宽温宽频低功耗铁氧体材料

Wide Temperature&Frequency range low loss ferrite material LP10F

振幅磁导率与磁通密度关系
Amplitude permeability μa vs.flux density Bm

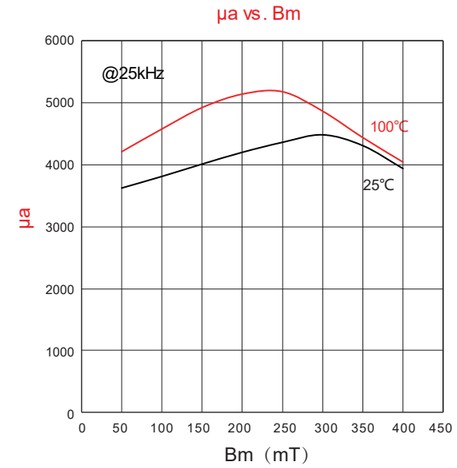

饱和磁通密度与温度关系
Saturation flux density Bs vs.temperature T

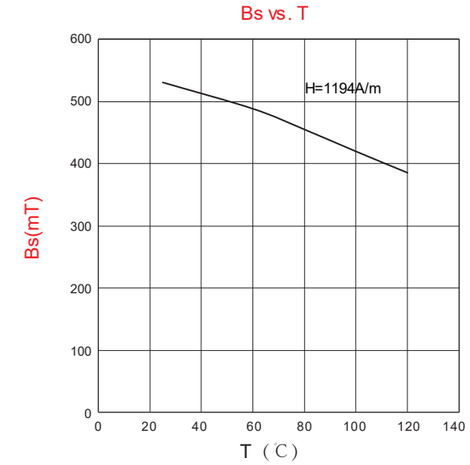

磁通密度与磁场强度关系
Fulx density B vs. Magnetic field H

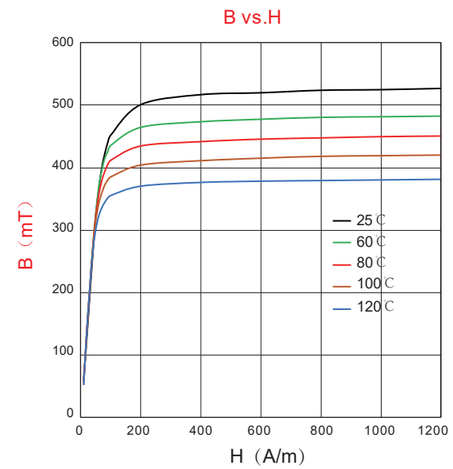

HP1高磁导率铁氧体材料
High permeability ferrite material HP1

初始磁导率与温度关系
Permeability μi vs. Temperature T

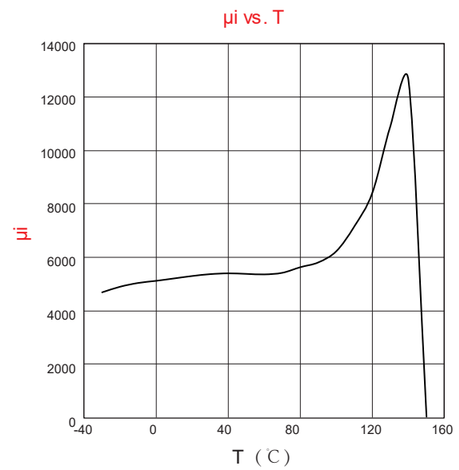

复数磁导率与频率关系
Complex Permeability μ' μ'' vs. Frequency F

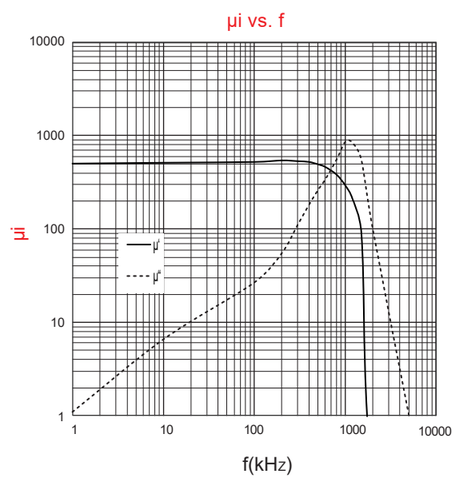

相对损耗因数与频率关系
Relative loss factor tanδ/μi vs.frequency f

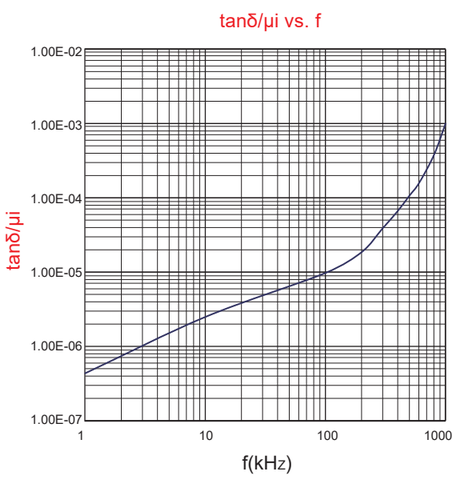

等效阻抗与频率关系
Equivalent impedance Z*C1/N² vs. Frequency f

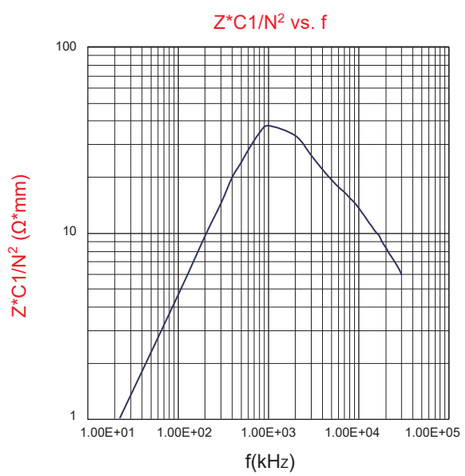

HP2高磁导率铁氧体材料
High permeability ferrite material HP2

初始磁导率与温度关系
Permeability μi vs. Temperature T

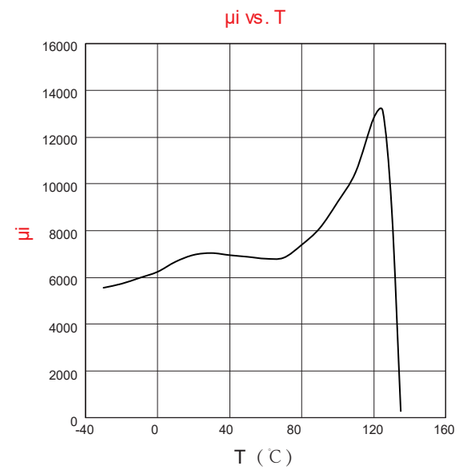

复数磁导率与频率关系
Complex Permeability μ' μ'' vs. Frequency F

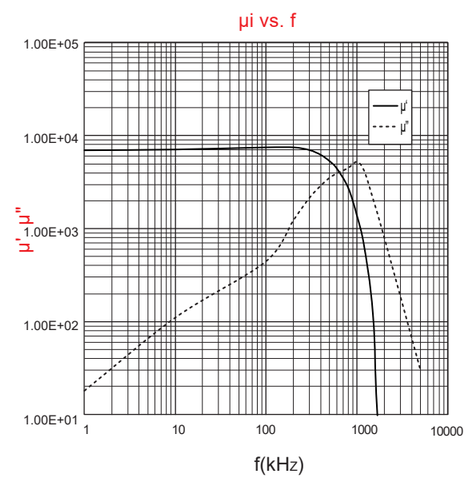

相对损耗因数与频率关系
Relative loss factor tanδ/μi vs.frequency f

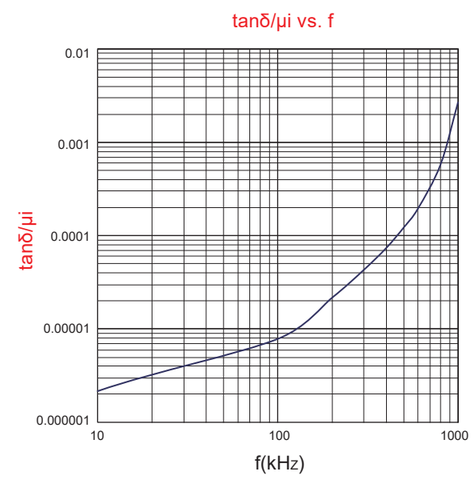

等效阻抗与频率关系
Equivalent impedance Z*C1/N² vs. Frequency f

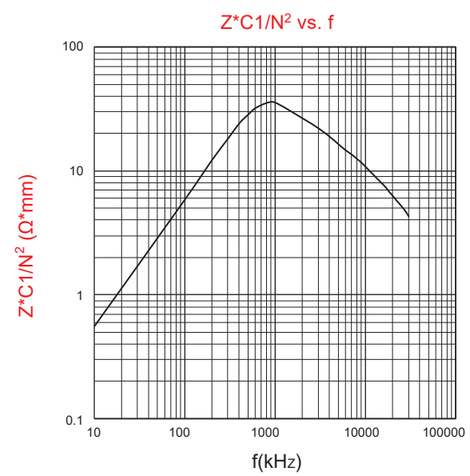

HP2T高磁导率铁氧体材料
High permeability ferrite material HP2T

初始磁导率与温度关系
Permeability μi vs. Temperature T

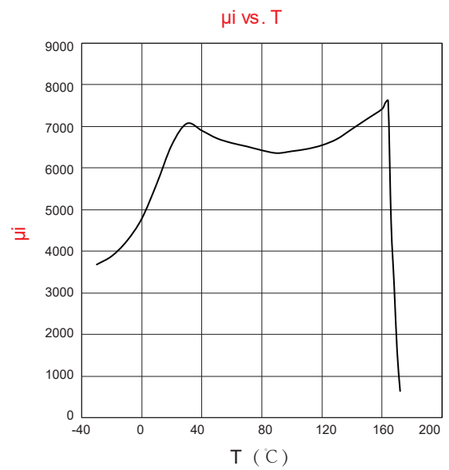

复数磁导率与频率关系
Complex Permeability μ' μ'' vs. Frequency F

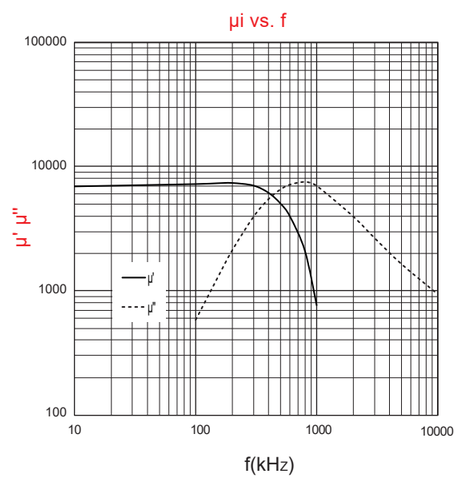

相对损耗因数与频率关系
Relative loss factor tanδ/μi vs.frequency f

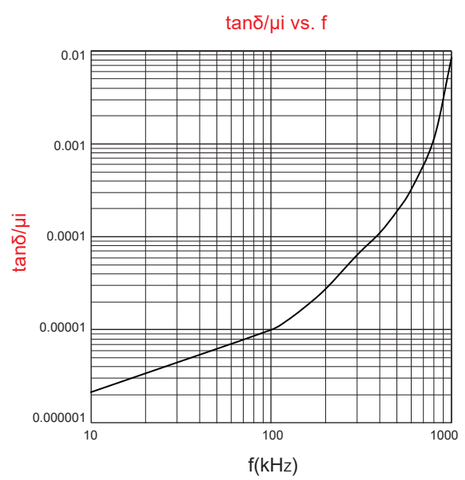

等效阻抗与频率关系
Equivalent impedance Z*C1/N² vs. Frequency f

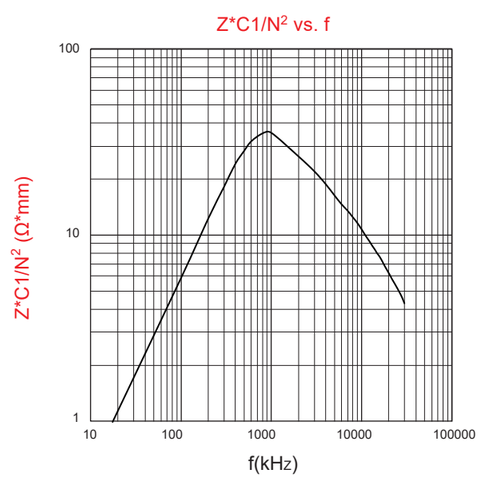

HP3高磁导率铁氧体材料
High permeability ferrite material HP3

初始磁导率与温度关系
Permeability μi vs. Temperature T

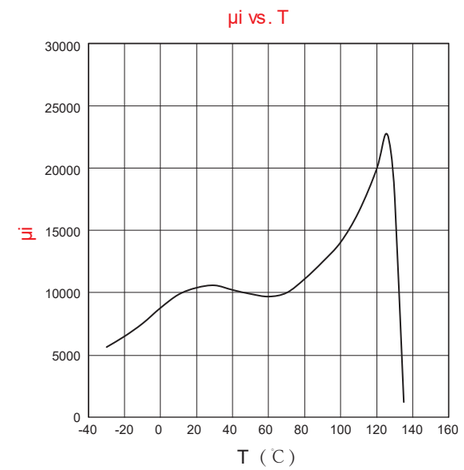

复数磁导率与频率关系
Complex Permeability μ' μ'' vs. Frequency F

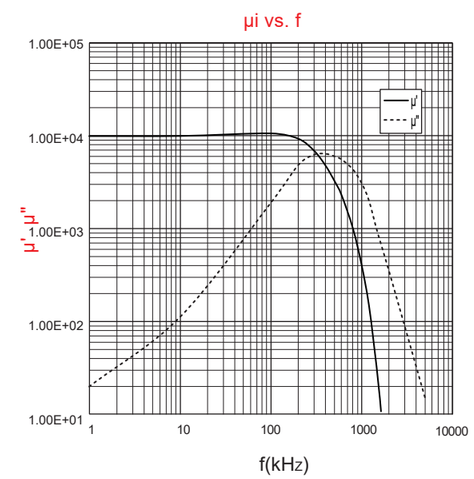

相对损耗因数与频率关系
Relative loss factor tanδ/μi vs.frequency f

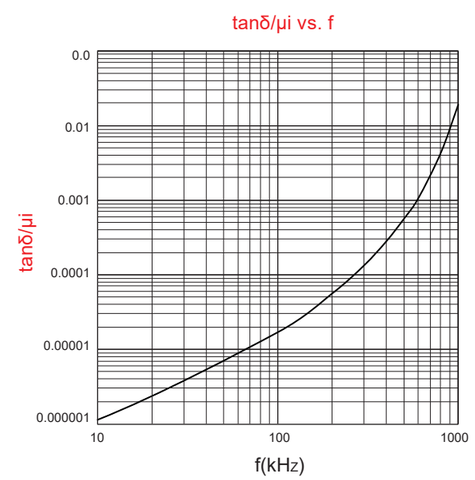

等效阻抗与频率关系
Equivalent impedance Z*C1/N² vs. Frequency f

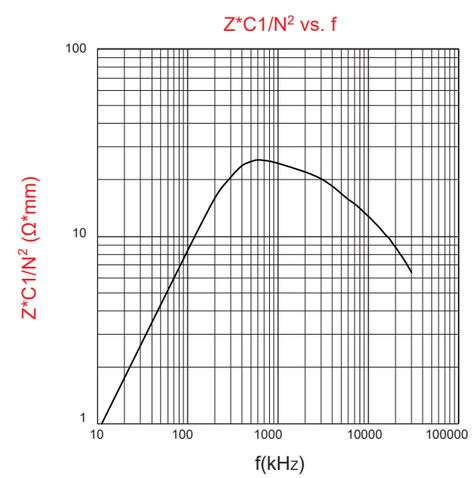

HP3T高磁导率铁氧体材料
High permeability ferrite material HP3T

初始磁导率与温度关系
Permeability μi vs. Temperature T

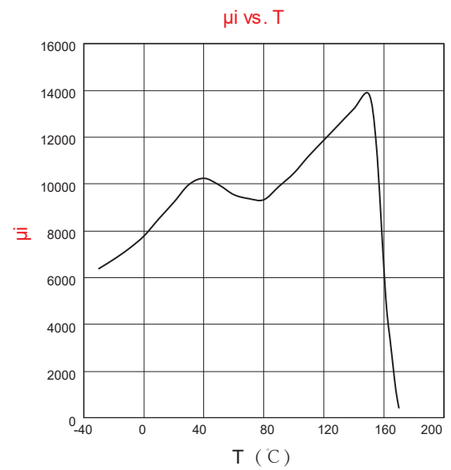

复数磁导率与频率关系
Complex Permeability μ' μ'' vs. Frequency F

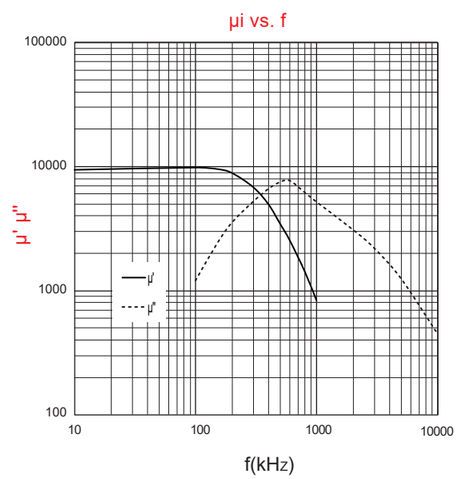

相对损耗因数与频率关系
Relative loss factor tanδ/μi vs.frequency f

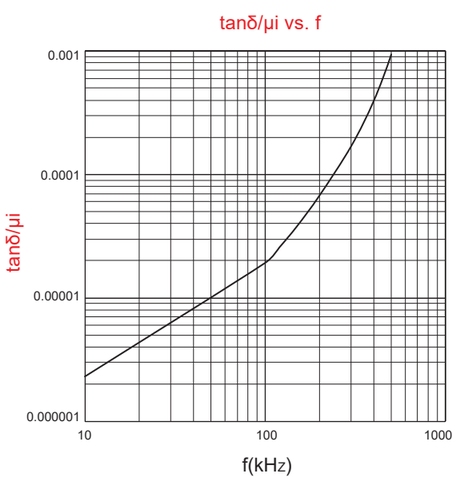

等效阻抗与频率关系
Equivalent impedance Z*C1/N² vs. Frequency f

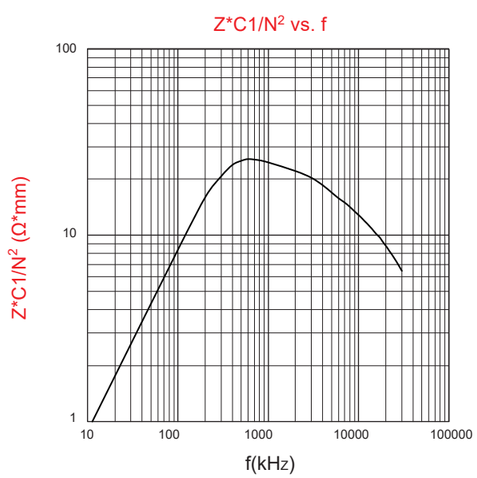

HP3Z高磁导率高阻抗铁氧体材料
High permeability and high Impedance ferrite material HP3Z

初始磁导率与温度关系
Permeability μi vs. Temperature T

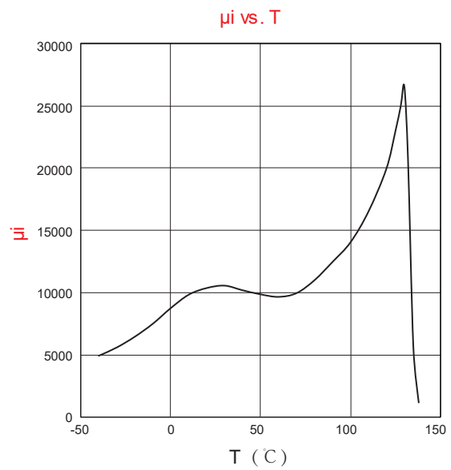

初始磁导率与频率关系
Initial Permeability μi vs. Frequency f

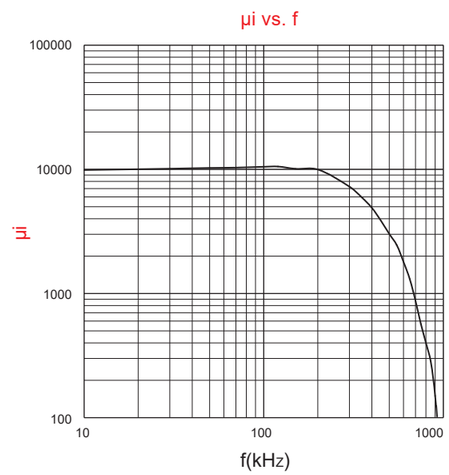

相对损耗因数于频率关系
Relative loss factor tanδ/μi vs. frequency f

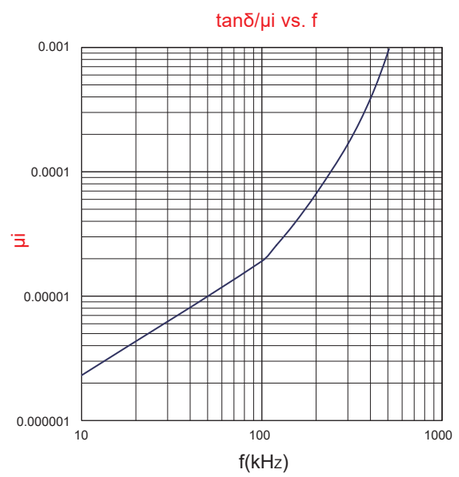

等效阻抗与频率关系
Equivalent impedance Z*C1/N² vs. Frequency f

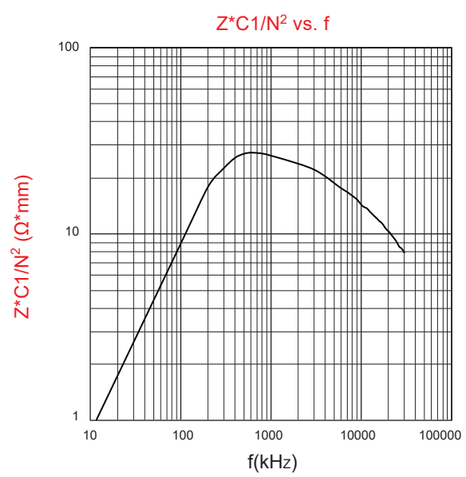

HPB高磁导率高饱和磁通密度铁氧体材料
High permeability and high Bs ferrite material HPB

初始磁导率与温度关系
Permeability μi vs. Temperature T

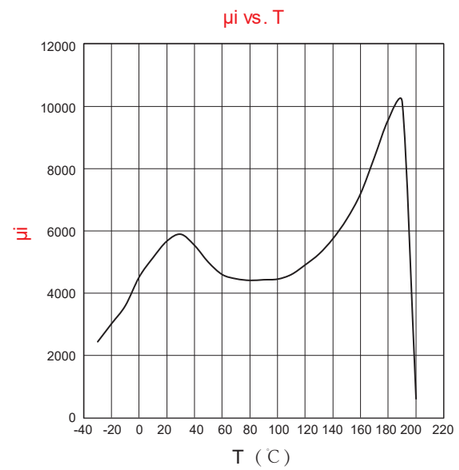

复数磁导率与频率关系
Complex Permeability μ' μ" vs. Frequency F

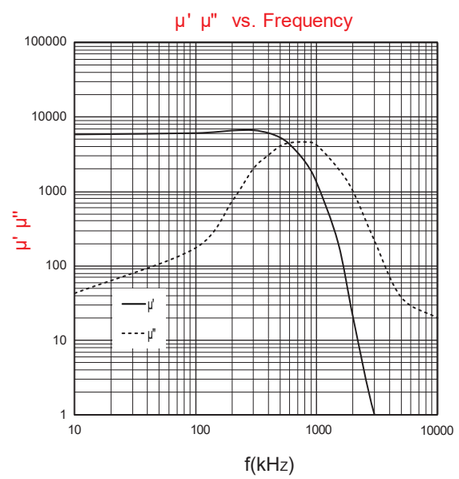

相对损耗因数与频率关系
Relative loss factor tanδ/μi vs.frequency f

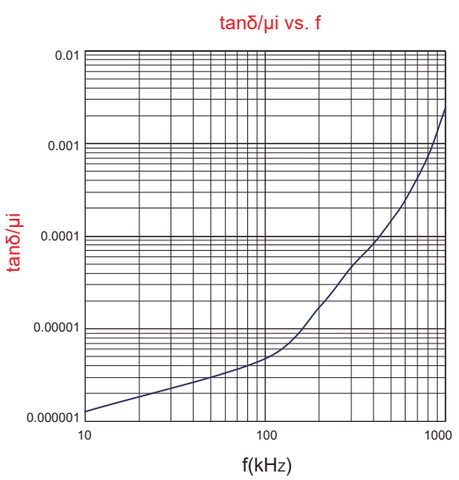

等效阻抗与频率关系
Equivalent impedance Z*C1/N² vs. Frequency f

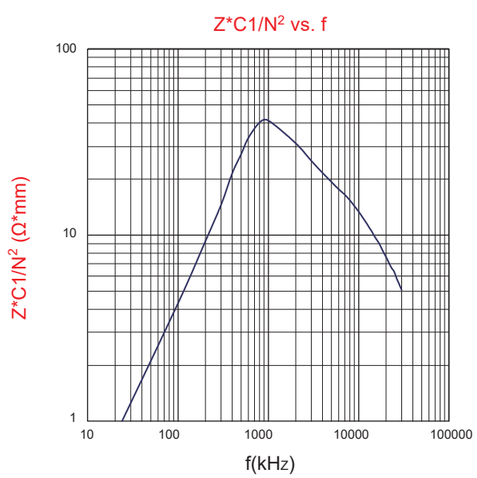

HPB高磁导率高饱和磁通密度铁氧体材料
High permeability and high Bs ferrite material HPB

磁通密度与磁场强度关系
Fulx density B vs.magnetic field H

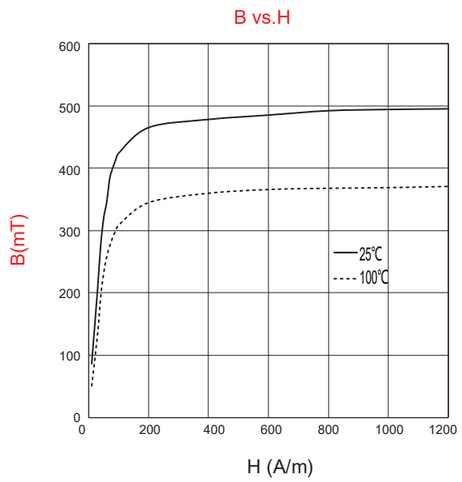

LP5W宽温高频低功耗铁氧体材料

High frequency and wide temperature range low loss ferrite material LP5W

初始磁导率与温度关系
Permeability μi vs. Temperature T

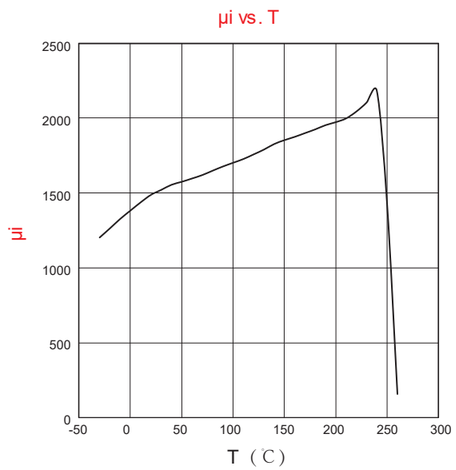

初始磁导率与频率关系
Initial Permeability μi vs. Frequency F

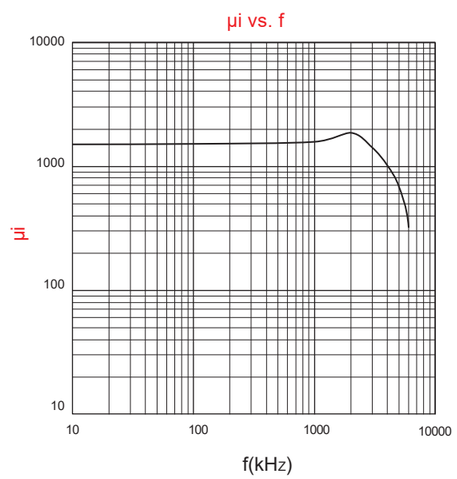

功率损耗与温度关系
Power loss Pcv vs. Temperature T

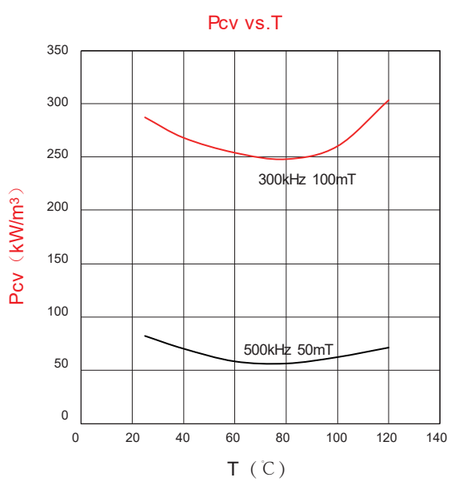

饱和磁通密度与温度关系
Saturation flux density Bs vs. Temperature T

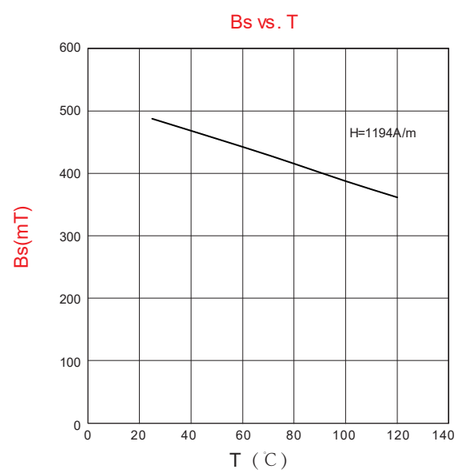

LP5W宽温高频低功耗铁氧体材料

High frequency and wide temperature range low loss ferrite material LP5W

功率损耗与频率关系
Power loss Pcv vs. Frequency f

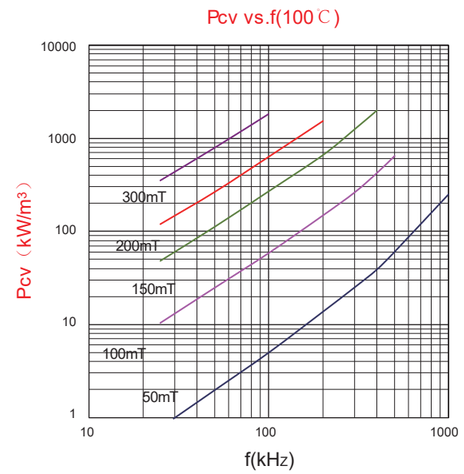

LP6高频低功耗铁氧体材料
High frequency low loss ferrite material LP6

初始磁导率与温度关系
Permeability μi vs. Temperature T

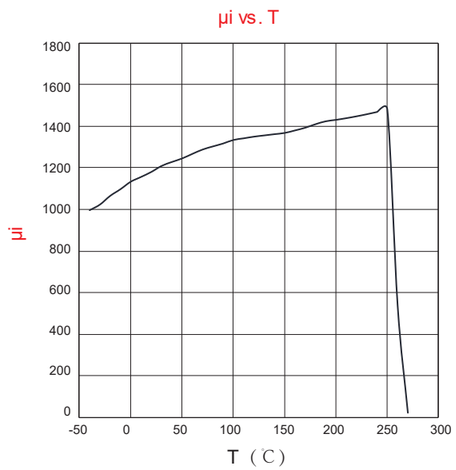

初始磁导率与频率关系
Initial Permeability μi vs. Frequency F

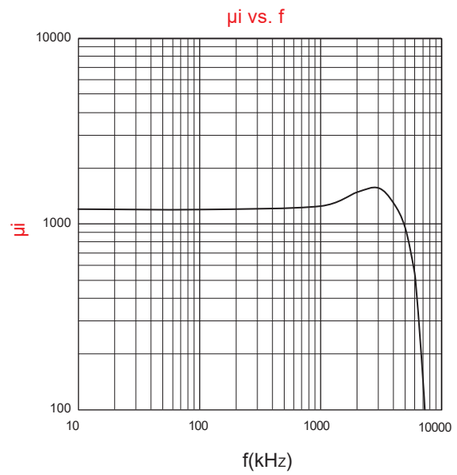

功率损耗与温度关系
Power loss Pcv vs. Temperature T

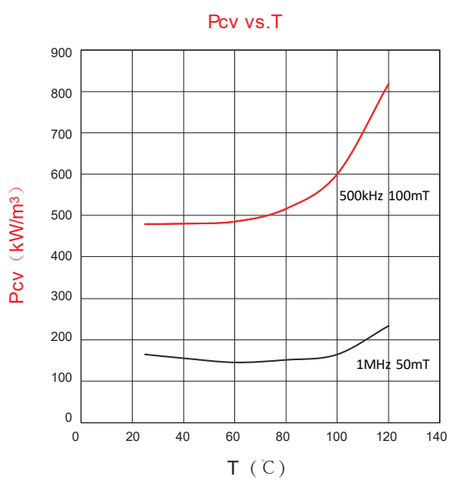

饱和(剩余)磁通密度与温度关系
Saturation(Remanence) flux density Bs/Br vs. Temperature T

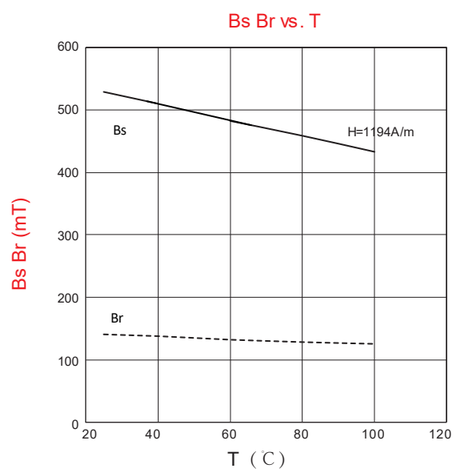

LP6高频低功耗铁氧体材料
High frequency low loss ferrite material LP6

功率损耗与磁密关系
Power loss Pcv vs. Flux Density B

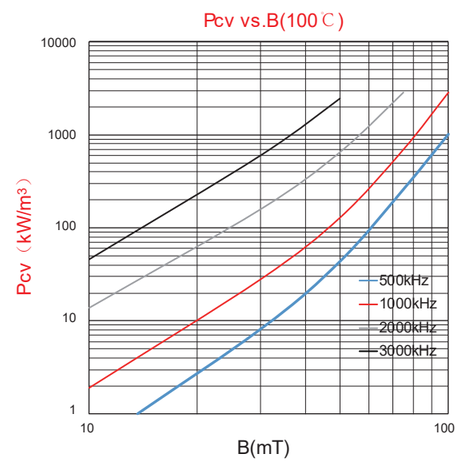

LP7高频低功耗铁氧体材料
High frequency low loss ferrite material LP7

初始磁导率与温度关系
Permeability μi vs. Temperature T

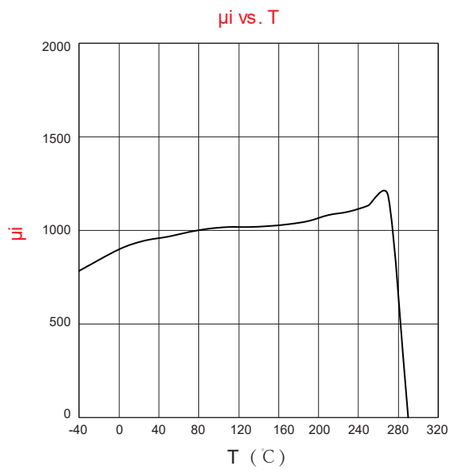

初始磁导率与频率关系
Initial Permeability μi vs. Frequency F

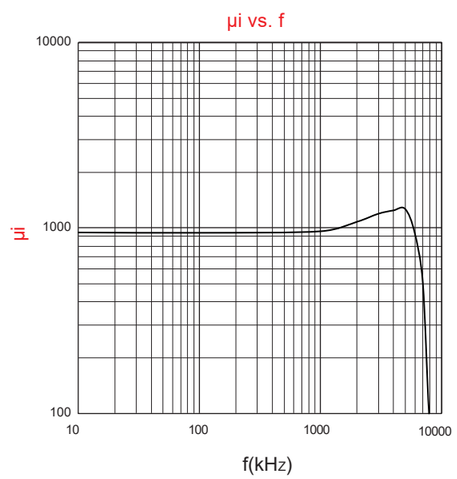

功率损耗与温度关系
Power loss Pcv vs. Temperature T

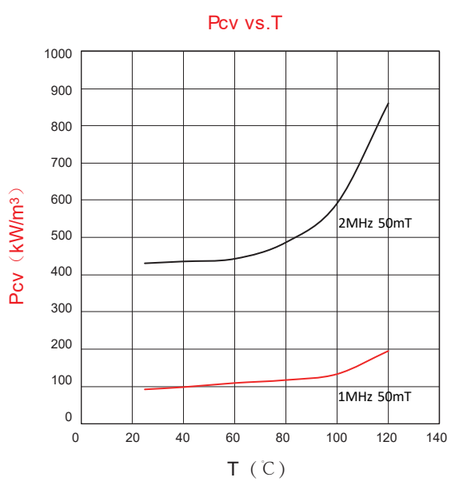

饱和(剩余)磁通密度与温度关系
Saturation(Remanence) flux density Bs/Br vs. Temperature T

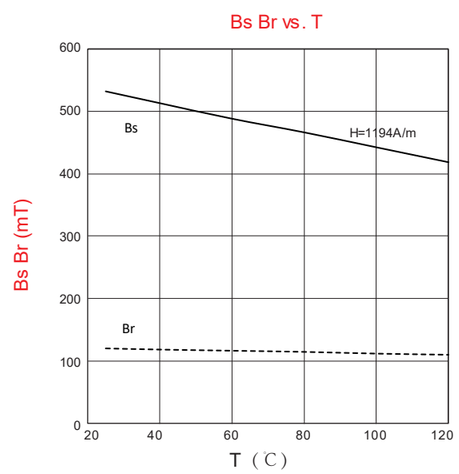

LP7高频低功耗铁氧体材料
High frequency low loss ferrite material LP7

功率损耗与磁密关系
Power loss Pcv vs. Flux Density B

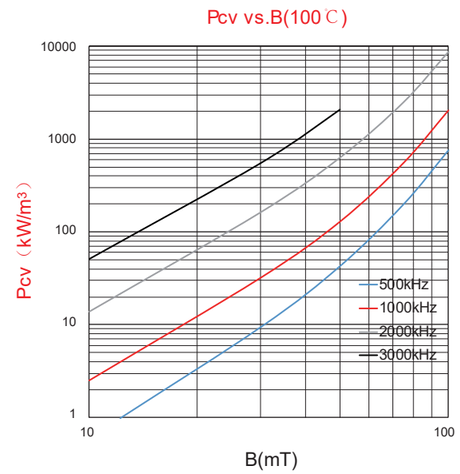

LT1高Q值低温度系数铁氧体材料

High Q and low temperature coefficient ferrite material LT1

初始导磁率与温度关系
Permeability μi vs. Temperature T

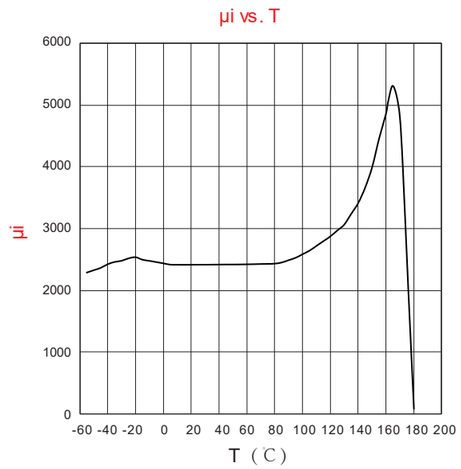

功率损耗与温度关系
Power loss Pcv vs. Temperature T

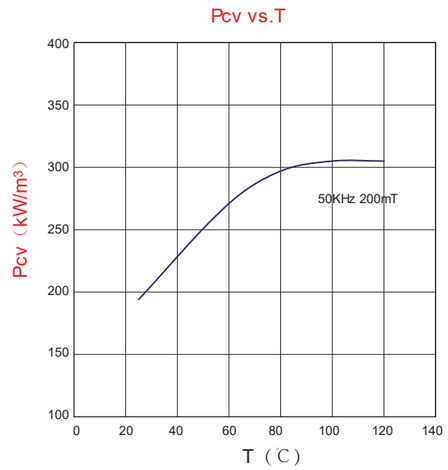

相对损耗因数于频率关系
Relative loss factor tanδ/μi vs. frequency f

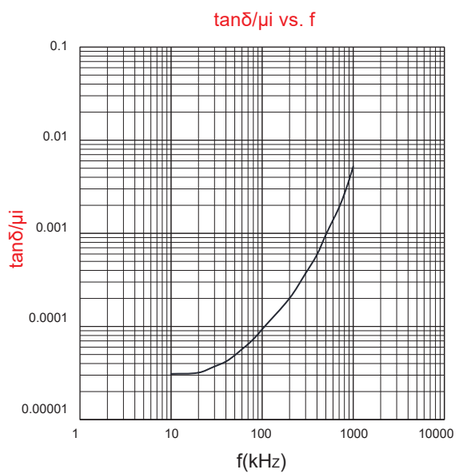

磁通密度与磁场强度关系
Fulx density B vs. Magnetic field H

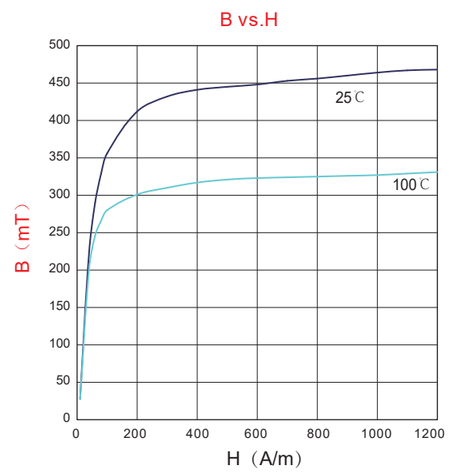

HFZ高频高阻抗铁氧体材料

High frequency and high Impedance ferrite material HFZ

初始导磁率与温度关系
Permeability μi vs. Temperature T

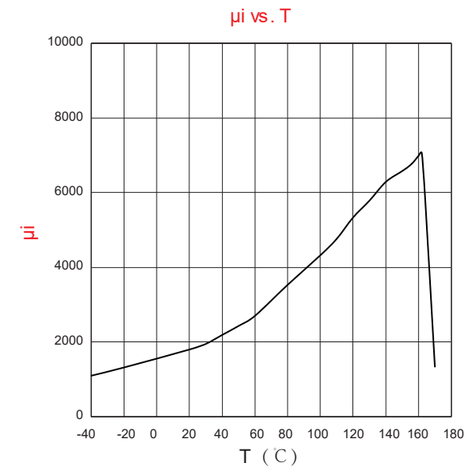

初始磁导率与频率关系
Initial Permeability μi vs. Frequency f

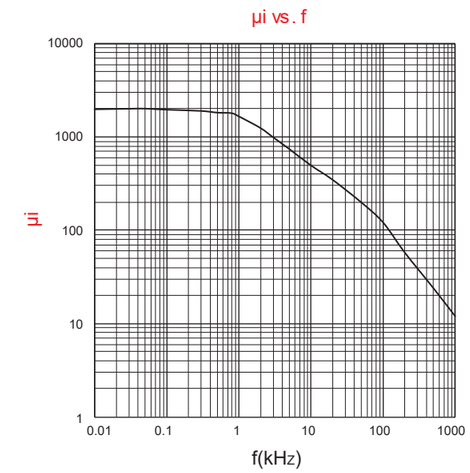

阻抗（感抗）与频率关系
Impedance Z(Inductive Impedance XL) vs. Frequency F

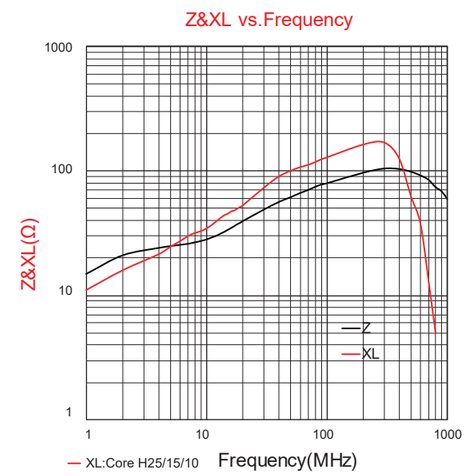

磁通密度与磁场强度关系
Fulx density B vs. Magnetic field H

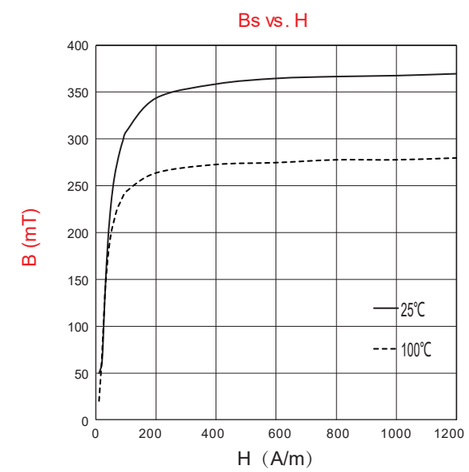

HFZ3高频高阻抗铁氧体材料

High frequency and high Impedance ferrite material HFZ3

初始磁导率与频率关系
Initial permeabiliy μi vs.frequency f

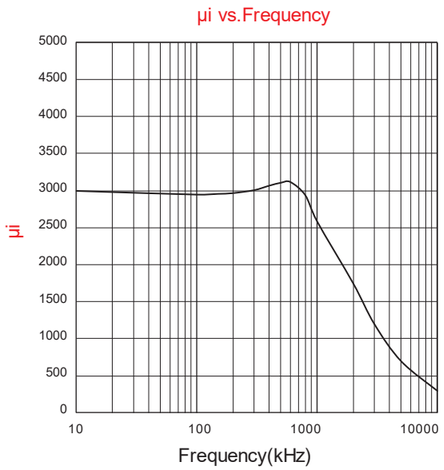

初始磁导率与温度关系
Initial permeabiliy μi vs. Temperature T

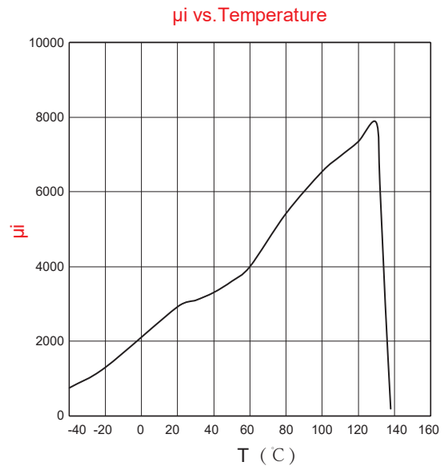

阻抗与频率关系
Impedance Z vs. Frequency F

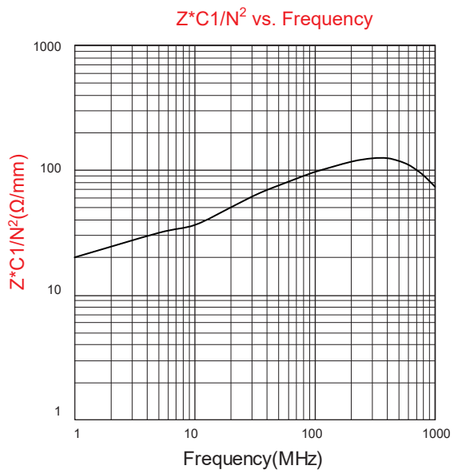

磁通密度与磁场强度关系
Fulx density B vs.magnetic field H

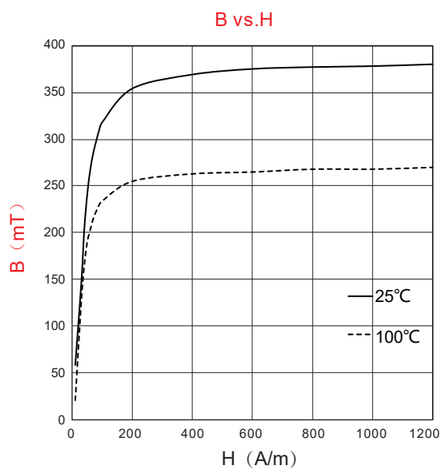

NiZn高频高阻抗铁氧体材料NN850

High frequency and high Impedance NiZn ferrite material NN850

初始导磁率与温度关系
Permeability μi vs. Temperature T

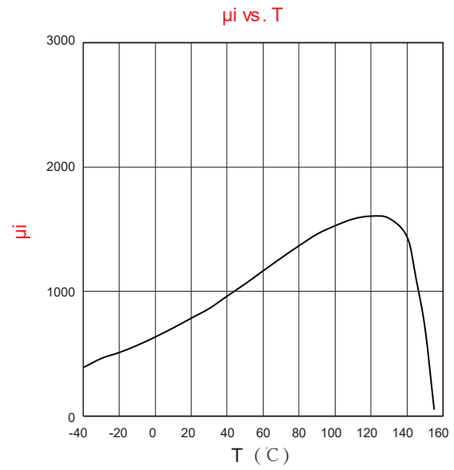

相对损耗因数与频率关系
Relative loss factor tanδ/μi vs. Frequency f

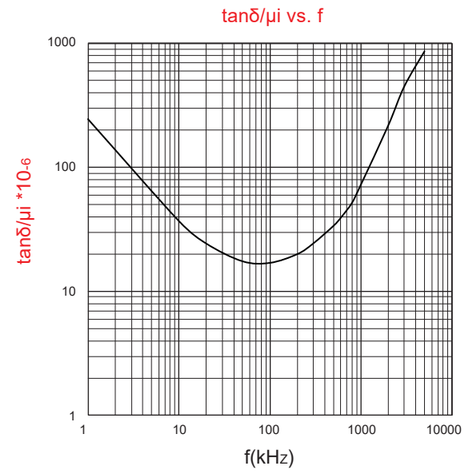

等效阻抗与频率关系
Equivalent impedance Z*C1/N2 vs. Frequency f

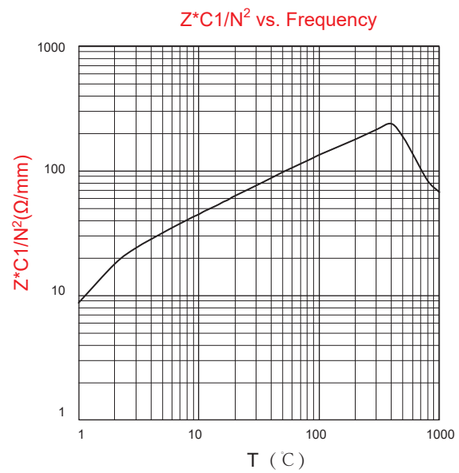

磁通密度与磁场强度关系
Fulx density B vs. Magnetic field H

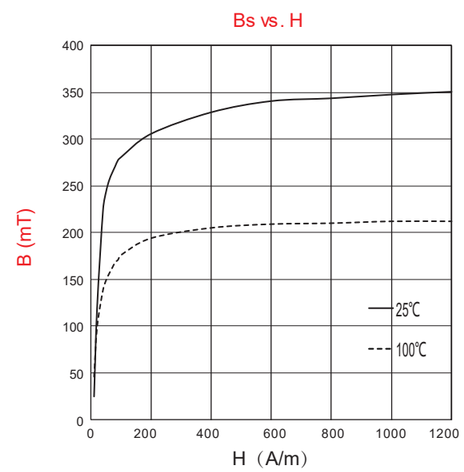

铁氧体磁心
Ferrite Core

PQ型磁心 PQ Cores



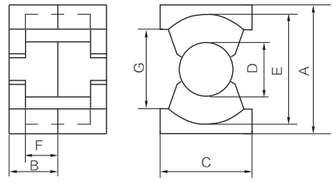

1

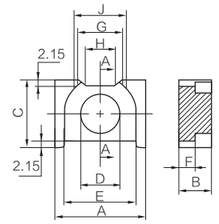

2

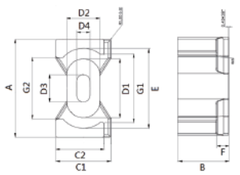

8

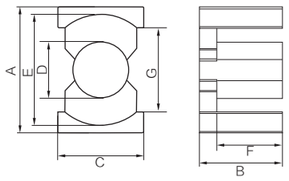

9

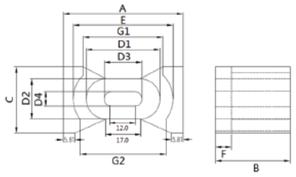

10

品名 Part No.	图号 Fig	尺寸Dimensions(mm) A	B	C	D	E	F	G	H	J
PQ19.9/14.1/14.9	3	19.9 ±0.4	14.9±0.2	14.1±0.3	10.2±0.25（D1) 6.8±0.2（D2)	17.5±0.3	9.0min	12.2±0.2	2.9±0.1	5.4±0.1
PQ20/14/8.1	1	20.5±0.4	8.1±0.2	14.0±0.4	8.8±0.2	18.0±0.4	5.15±0.2	12.0min		
PQ20/14/10.1	1	20.5±0.4	10.1±0.2	14.0±0.4	8.8±0.2	17.7min	7.15±0.2	13.3min		
PQ22//14/11	1	22.0±0.4	11.0±0.2	14.0±0.4	9.0-0.4	19.5±0.4	7.5±0.2	14.0±0.4		
PQ26/19/10	1	26.5±0.45	10.0±0.2	19.0±0.45	12.0±0.2	22.5±0.45	5.9±0.2	15.9min		
PQ26.5/19/12.4	1	26.5±0.45	12.4±0.2	19.0±0.45	12.0±0.2	22.5±0.45	8.05±0.2	15.5min		
PQ26.5/20.3/8.1	2	26.5±0.45	8.1±0.2	20.3±0.4	12.0±0.2	21.2±0.45	3.7±0.2	12.7min	8.8±0.3	13.8±0.5
PQ27/19/10.3	1	27.0±0.45	10.3±0.2	19.0±0.4	12.0±0.2	22.8min	5.85±0.2	17.0min		
PQ27/19/12.75	1	27.0±0.45	12.75±0.2	19.0±0.35	12.0±0.2	22.8min	8.15±0.2	17.0min		
PQ28/19/10	1	27.6±0.45	10.0±0.2	19.0±0.45	12.0±0.2	23.0min	6.05±0.2	16.8min		
PQ30/20.5/15	1	30.0±0.5	15.0±0.2	20.5±0.5	13.3±0.25	25.5±0.5	11.7±0.2	17.8min		
PQ31.4/22/15	3	31.4±0.5	15.0±0.15	22.0±0.5	16.1±0.2（D1) 9.0±0.2（D2)	28.0min	10.5±0.2	19.0min	4.3min	
PQ32/22/10.5	1	32.0±0.5	10.5±0.2	22.0±0.50	13.45±0.25	27.5±0.5	6.1±0.2	20.0min		
PQ32/22/15.28	1	32.0±0.5	15.28±0.2	22.0±0.5	13.45±0.25	27.5±0.5	10.75±0.2	20.0min		
PQ33/21.7/10.45	1	33.0±0.5	10.45±0.2	21.7±0.5	13.4±0.3	28.0min	5.85±0.2	20.7min		
PQ33.8/24/16.75	1	$33.8^{+0.5}_{-0.8}$	16.75±0.2	24.0±0.5	14.3±0.25	28.6±0.50	12.35±0.2	20.3min		
PQ34/29/7.35	5	34.0±0.6	7.35±0.2	29.0±0.6	20.0±0.3	26.8min	3.0±0.2	6.25±0.2	32.0±0.6	5.5 ref
PQ35/26/17.4	1	35.1±0.6	17.4±0.2	26.0±0.50	14.35±0.25	32.0±0.5	12.5±0.2	23.5min		
PQ35B/29/16.75	9	35.2+0.3/-0.4	16.75±0.15	29.0±0.4	18.9±0.25	29.5±0.4	10.25±0.15	21.7+0.3/-0.4	23.8±0.4	
PQ35C/26/10.65	1	35.1±0.6	10.65±0.15	26.0±0.5	14.35±0.25	32.0±0.5	6.6±0.2(底厚4.05)	23.5min		
PQ35D/29/14.5	19	35.0±0.5	14.5±0.15	29.0±0.5	16.0±0.3	29.0±0.5	10.0±0.2	22.0±0.4	16.0±0.3	
PQ36//26/11.1	4	36.0±0.6	11.1±0.2	26.0±0.5(C1) 20.39±0.4(C2)	18.0±0.4	29.5min	6.9±0.2	18.57min		
PQ36.5B/29/15	9	36.5±0.65	15.0±0.2	29.0±0.5	19.0±0.25	30.0±0.5	9.0±0.2	23.0±0.6		
PQ36C/29/22.5	9	36.0±0.65	22.5±0.2	29.0±0.5	19.0±0.25	30.0min	16.5±0.2	23.0±0.6		
PQ36D/26/17.55	1	36.1±0.6	17.55±0.2	26.0±0.5	14.4±0.25	32.0±0.5	12.5±0.2	23.5min		

铁氧体磁心
Ferrite Core

PQ型磁心 PQ Cores

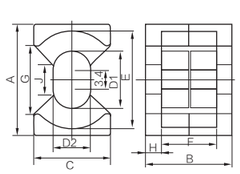

3

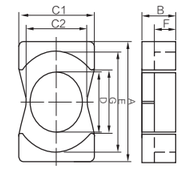

4

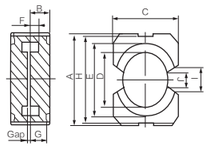

5

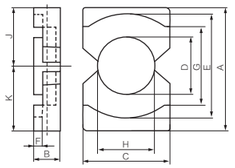

6

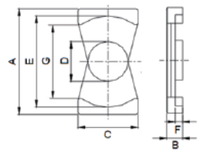

7

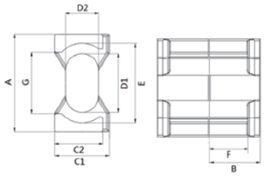

11

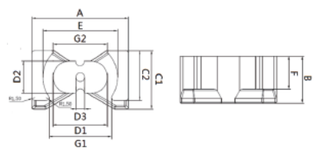

12

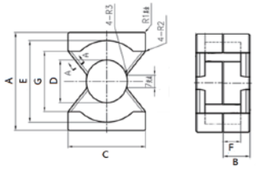

13

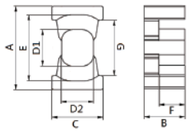

14

品名 Part No.	图号 Fig	磁心参数 Core parameters C1(mm^{-1})	le(mm)	Ae(mm^2)	Ve(mm^3)	重量 Weight(g/pc)	电感因数 AL LP3/LP3A	LP9/LP10	LP5/LP5W
PQ19.9/14.1/14.9	3	0.393	32.5	82.8	2691	13	4500		
PQ20/14/8.1	1	0.580	37.3	64.3	2398	13	3600	4550	
PQ20/14/10.1	1	0.710	45.3	63.8	2890	15	3000	3900	
PQ22//14/11	1	0.750	51.8	69.1	3579	17	2850	3700	
PQ26/19/10	1	0.362	44.5	123	5474	30	5900	7100	
PQ26.5/19/12.4	1	0.437	53.7	123	6605	36	4900	6000	
PQ26.5/20.3/8.1	2	0.365	47.4	130	6162	35	6000		
PQ27/19/10.3	1	0.388	46.2	119	5498	30	5100	7300	
PQ27/19/12.75	1	0.471	56.0	119	6664	33	4500		
PQ28/19/10	1	0.399	47.5	119	5653	30	5800	6900	
PQ30/20.5/15	1	0.560	72.2	129	9314	45.6		5400	
PQ31.4/22/15	3	0.616	78.0	126.6	9875	48.4		5000	
PQ32/22/10.5	1	0.312	49.0	157	7693	41	6800	8800	
PQ32/22/15.28	1	0.442	68.5	155	10618	55	5000	6000	
PQ33/21.7/10.45	1	0.331	53.9	163	8786	44	6000	8000	
PQ33.8/24/16.75	1	0.419	81.3	194	15772	71	5300	6500	
PQ34/29/7.35	5	0.125	34.7	278	9647	58.5			11000
PQ35/26/17.4	1	0.466	79.7	171	13629	72	4600	6000	
PQ35B/29/16.75	9	0.244	69	283	19527	108		11800	
PQ35C/26/10.65	1	0.343	54.8	160	8768	48		8000	
PQ35D/29/14.5	19	0.337	65	192.8	12532	75		8600	
PQ36//26/11.1	4	0.257	61.0	237	14457	71		13000	
PQ36.5B/29/15	9	0.237	65.4	276.5	18083	100	8700	12200	
PQ36C/29/22.5	9	0.332	94.2	283.4	26696	136	6200	8400	
PQ36D/26/17.55	1	0.458	87.0	190	16530	75		6500	

注：电感因数AL value　　单位Unit:nH/N^2　　测试条件Measuring conditions:10kHz,0.1V,25℃　　公差Tolerance:±25%

铁氧体磁心
Ferrite Core

PQ型磁心 PQ Cores



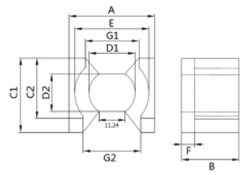

15

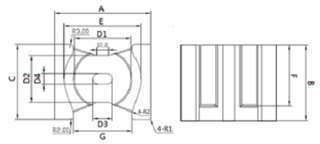

16

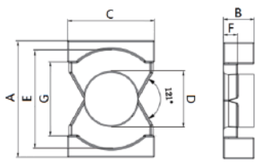

21

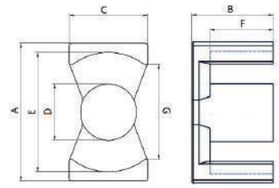

22

品名 Part No.	图号 Fig	尺寸Dimensions(mm) A	B	C	D	E	F	G
PQ38/21.3/6.5	4	38.0±0.65	6.5±0.2	21.3±0.5	14.3±0.25	32.8±0.65	3.5±0.2	26.05min
PO38/26/17.4	1	38.1±0.65	17.4±0.2	26.0±0.5	14.35±0.25	34.5min	12.5±0.2	26.5min
PQ40/28/19.9	1	40.5±0.9	19.9±0.2	28.0±0.6	14.9±0.3	37.0±0.6	14.75±0.2	28.0min
PQ40.8/28/17.1	1	40.8±0.6	17.1±0.2	28.0±0.6	14.9±0.3	37.0±0.6	12.0±0.2	28.0min
PQ41/29/26.8	1	41.0±0.9	26.8±0.2	29.0±0.6	18.0±0.3	36.0±0.6	20.0±0.2	28.0min
PQ42/29/28.2	9	42.0±0.9	28.2±0.15	29.0±0.6	19.0±0.4	37.0±0.6	22.2±0.2	27.0min
PQ44.5/30/21.5	1	44.5±0.6	21.5±0.15	30.0±0.6	18.0±0.3	38.0±0.6	14.75±0.2	29.0min
PQ45/30/22.5	1	45.0±0.6	22.5±0.2	30.0±0.5	17.0±0.3	40.5±0.6	16.5±0.2	30.0±0.6
PQ45B/23/16	11	45.0±0.6	16.0±0.15	23.0±0.4(C1) 19.5Ref(C2)	24.0±0.4(D1) 11.0±0.2(D2)	36.0±0.6	10.0±0.2	29.0±0.6
PQ46B/28/22	14	46.3±0.7	22.0±0.15	28.0±0.5	20.0±0.35(D1) 17.5±0.25(D2)	36.4min	14.0±0.2	30.4min
PQ48/32/18.6	1	48.0±1.0	18.6±0.2	32.0±0.6	22.0±0.4	40.5±0.8	11.82±0.2	30.6±0.6
PQ50/32/25	1	50.0±0.9	25.0±0.2	32.0±0.6	20.0±0.35	44.0±0.7	18.05±0.2	31.5min
PQ55B/45.35/15.3	13	55.25±0.7	15.3±0.15	45.35±0.55	24.0±0.35	46.0±0.7	9.9±0.25	34.0±0.7
PQ57/32.5/30.25	8	57.5±0.7	30.25±0.15	32.5±0.5(C1) 28.5Ref(C2)	34.6±0.4(D1) 19.6±0.35(D2) 16.0Ref(D3) 8.0Ref(D4)	47.0±0.7	7.2±0.25	40.2±0.7(G1) 36.2±0.7(G2)
PQ59/42/17.35	20	59.0±0.8	17.35±0.2	42.0±0.8	24.0±0.5	52.2±0.8	11.1±0.2	42.3min
PQ60B/38.4/30	1	60.0±0.9	30.0±0.2	38.4±0.7	24.9±0.4	52.8±0.9	22.6±0.25	40.0±0.8
PQ60C/33/37.5	10	60.0±0.9	37.5±0.25	33.0±0.7	37.0±0.7(D1) 20.0±0.5(D2) 19.0±0.5(D3) 7.0±0.4(D4)	50.0±0.8	8.0±0.3	40.0±0.7(G1) 43.0±0.7(G2)
PQ65/45/30.5	1	65.0±1.0	30.5±0.2	45.0±1.0	26.0±0.5	55.0min	21.5±0.3	40.6min
PQ65B/40/30	1	65.0±1.0	30.0±0.2	40.0±0.8	26.0±0.4	52.0min	21.0±0.3	39.2min
PQ82/64/65	16	82.0+2.0/-1.5	65.0±0.4	64.0±1.0	48.0±0.8(D1) 40.0±0.8(D2) 16.6±0.4(D3) 9.0±0.3(D4)	66.0min	51.8±0.5	49.2min
PQ84/52.8/16	6	84.0±1.0	16.0±0.2	52.8±1.0	33.8±0.8	70.5min	5.1±0.3	52.7min
PQ107/70/43.5	1	107.0±2.0	43.5±0.75	70.0±1.5	41.0±1.0	93.7min	28.0±0.75	72.5min

铁氧体磁心
Ferrite Core

PQ型磁心 PQ Cores

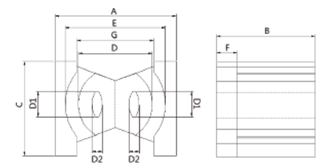

17

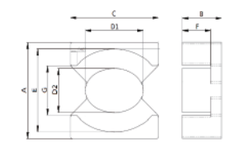

18

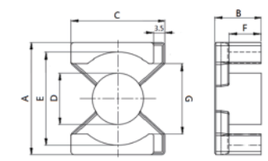

19

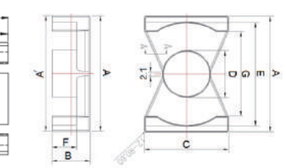

20

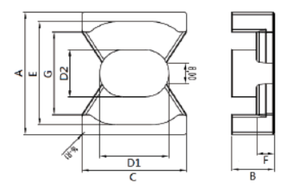

23

品名 Part No.	图号 Fig	磁心参数 Core parameters C1(mm^{-1})	le(mm)	Ae(mm^2)	Ve(mm^3)	重量 Weight(g/pc)	电感因数 AL LP3/LP3A	LP9/LP10
PQ38/21.3/6.5	4	0.360	45.7	127	5804	37	5000	
PO38/26/17.4	1	0.484	82.2	170	13974	68.5		5900
PQ40/28/19.9	1	0.492	93	189	17577	105	4350	5500
PQ40.8/28/17.1	1	0.458	91.88	200.77	18447	120		6000
PQ41/29/26.8	1	0.447	115.6	258.5	29883	150	4700	5900
PQ42/29/28.2	9	0.450	122.5	272	33320	173		6500
PQ44.5/30/21.5	1	0.339	96	283	27168	149		9000
PQ45/30/22.5	1	0.422	103	244	25132	135		6800
PQ45B/23/16	11	0.479	114	238	27132	89		9000
PQ46B/28/22	14	0.288	95.4	331.5	31625	168		10000
PQ48/32/18.6	1	0.282	105.0	373	39165	190		9500
PQ50/32/25	1	0.340	113	332	37516	197.5	6250	8000
PQ55B/45.35/15.3	13	0.185	75.4	407	30688	212		15800
PQ57/32.5/30.25	8	0.264	127.2	481.3	61221	294		12000
PQ59/42/17.35	20	0.209	95.8	458	43876	222		14000
PQ60B/38.4/30	1	0.299	138.9	464	64450	334		9300
PQ60C/33/37.5	10	0.312	153	491	75123	394		9500
PQ65/45/30.5	1	0.232	138.5	597	82685	245		13500
PQ65B/40/30	1	0.228	134.7	589.8	79446	426		11000
PQ82/64/65	16	0.177	272	1534	417248	2010		17000
PQ84/52.8/16	6	0.083	99.5	1193	118704	585	20000	
PQ107/70/43.5	1	0.138	204	1482	302328	1560	13500	17500

注：电感因数AL value　单位Unit:nH/N^2　测试条件Measuring conditions:10kHz,0.1V,25℃　公差Tolerance: ±25%

铁氧体磁心
Ferrite Core

PQI型磁心 PQI Cores



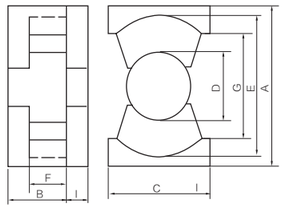

1

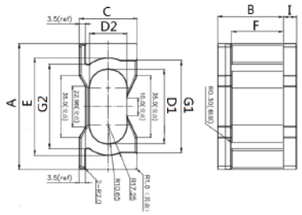

2

品名 Part No.	图号 Fig	尺寸Dimensions(mm) A	B	C	D	E	F	G	I
PQI20/14/9	1	20.5±0.4	6.0±0.2	14.0±0.4	8.8±0.2	$18.0^{+0.5}_{-0.4}$	3.05±0.2	12.0min	2.95±0.1
PQI26/19/13	1	26.5±0.45	9.95+0.25	19.0±0.5	12.0±0.3	22.0min	5.75±0.2	15.2min	2.8±0.2
PQI32/22/16	1	32.0±0.5	11.3±0.2	22.0±0.5	13.45±0.25	27.5±0.5	6.9±0.2	20.0min	4.4±0.1
PQI32/22/20	1	32.0±0.5	15.2±0.2	22.0±0.5	13.45±0.3	27.5±0.5	10.65±0.2	20.0min	4.5±0.2
PQI35/26/18	1	35.1±0.6	13.1±0.2	26.0±0.50	14.35±0.25	32.0±0.5	8.2±0.2	23.5min	4.9±0.1
PQI35/26/20	1	35.1±0.6	15.1±0.2	26.0±0.50	14.35±0.25	32.0±0.5	$10.2^{+0.25}_{-0.15}$	23.5min	4.9±0.15
PQI40/28/20	1	40.5±0.9	15.3±0.2	$28.0^{+0.45}_{-0.6}$	14.8±0.3	37.0±0.6	10.18±0.25	28.0min	5.0±0.1
PQI50/32/35	1	50.0±0.7	28.1±0.2	32.0±0.6	20.0±0.35	44.0±0.7	21.2±0.2	32.0min	6.9±0.1
PQI65/45/39	1	65.0±1.0	30.0±0.45	$45.0^{+0.7}_{-1.0}$	26.0±0.5	55.0min	21.0±0.5	40.6min	9.0±0.2

品名 Part No.	图号 Fig	磁心参数 Core parameters C1(mm^{-1})	le(mm)	Ae(mm^2)	Ve(mm^3)	重量 Weight(g/pc)	电感因数 AL LP3/LP3A	LP9/LP10
PQI20/14/9	1	0.369	22.9	62.0	1420	7.1		7500
PQI26/19/13	1	0.284	33.6	118.4	3978	20		8000
PQI32/22/16	1	0.273	43.8	160.7	7041	35		10000
PQI32/22/20	1	0.309	47.9	155.0	7425	39		8500
PQI35/26/18	1	0.264	46.1	174.9	8063	41		9500
PQI35/26/20	1	0.287	50.1	174.3	8732	44		8800
PQI40/28/20	1	0.312	62.0	198.5	12309	63	6500	8400
PQI50/32/35	1	0.253	83.0	328.0	27224	136		11000
PQI65/45/39	1	0.171	103.0	604.0	62212	310		15000

注：电感因数AL value　　单位Unit:nH/N^2　　测试条件Measuring conditions:10kHz,0.1V,25℃　　公差Tolerance: ±25%

铁氧体磁心
Ferrite Core

EQ PER SQ XQ ATQ 型磁心 EQ PER SQ XQ ATQ Cores



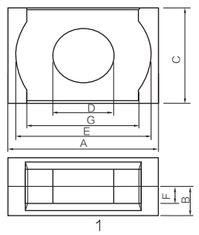

1

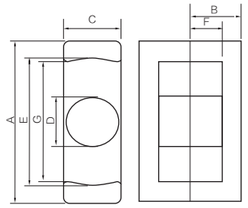

2

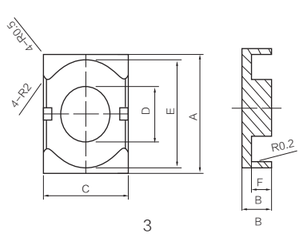

3

品名 Part No.	图号 Fig	尺寸Dimensions(mm) A	B	C	D	E	F	G	E1	H	L
EQ9/4.9/2.4	1	9.35±0.15	2.45±0.1	4.9±0.1	3.4±0.1	7.5min	1.65±0.15				
EQ11/5.95/2.45	1	$11.0^{+0.2}_{-0.3}$	2.45±0.1	5.95±0.15	4.0±0.1	8.7min	1.55±0.15				
EQ14.5/6.7/3	1	14.5±0.2	2.95±0.1	6.7±0.1	4.7±0.1	11.6min	1.65±0.15				
EQ17.5/25.2/3.5	10	17.5+0.1/-0.3	3.5±0.1	25.2±0.35	18.5±0.25(D1) 5.3±0.15(D2)	14.0±0.3	1.5±0.15	10.6±0.3			
EQ18/6/5	2	18.0±0.3	5.2±0.15	6.0±0.2	6.0±0.15	14.4±0.3	3.2±0.15				
EQ18.9/5.7/6	1	18.9±0.3	5.9±0.15	5.7±0.2	5.7±0.2	14.9±0.3	3.0±0.15				
EQ18/13/3.9	4	18.2±0.35	3.9±0.15	13.0±0.3	6.6±0.15(D) 7.2±0.15(D1)	15.9min(E) 13.6min(E1)	2.5±0.15				
EQ19/7.5/4.6	2	19.5±0.5	4.6±0.15	7.5±0.3	7.5±0.2	13.8min	2.0±0.15				
EQ19.8/6.6/6	1	19.8±0.3	5.8±0.15	6.6±0.2	6.0±0.15	15.6min	3.6±0.15				
EQ20/11.8/4.1	1	20.0±0.35	4.1±0.15	11.8±0.25	7.0±0.15	17.8±0.35	2.3±0.15	14.5min			
EQ20/14/5	1	20.0±0.35	5.0±0.15	14.0±0.3	8.8±0.15	18.0±0.35	2.7±0.15	12.5min			
EQ20/14/6.3	1	20.0±0.35	6.3±0.15	14.0±0.3	8.8±0.2	18.0±0.35	4.1±0.15				
EQ20/10/5	4	20.6±0.4	4.9+0.15	10.0±0.2	6.0±0.2(D) 8.0±0.2(D1)	17.1min(E) 14.2min(E1)	2.9+0.2				
EQ22/14/5	1	22.6±0.4	5.1±0.15	14.0±0.3	8.8±0.2	20.1±0.4	2.9±0.15				
EQ23/12.5/4	2	23.2±0.45	3.6±0.15	12.5±0.3	8.0±0.2	19.8min	1.6±0.15				
EQ25/7.5/4.5	2	25.4±0.4	4.5±0.15	7.5±0.25	7.5±0.25	19.8min	1.5±0.15				
EQ25/18/5.3	1	25.0±0.4	5.35±0.15	18.0±0.3	11.0±0.2	22.0±0.4	3.3±.15				
EQ25/18/9.5	1	25.0±0.5	9.5±0.15	18.0±0.4	11.0±0.25	22.0±0.5	7.0±0.15	14.5min			
EQ25/14.7/5.5	5	25.0±0.35	5.5±0.15	14.7±0.3	9.0±0.2	21.4±0.35	3.5±0.2	17.9±0.4		17.4±0.4	
EQ26.5/20/5.55	16	26.5±0.3	5.55±0.1	20.0±0.3	13.6±0.2(D1) 9.6±0.2(D2)	23.4±0.3	2.2±0.15	16.0±0.25		4.52Ref	4.23Ref
EQ26.5B/19/8.3	1	26.5±0.4	8.3±0.1	19.0±0.4	13.2±0.2	21.5±0.4	5.0±0.15	17.4±0.4			
EQ27/30/6	13	27.0±0.4	6.0+0.1/-0.2	30.0±0.4	15.0±0.2(D1) 9.0±0.2(D2)	24.0±0.4	3.3±0.2		20.0±0.3		
EQ28/7.5/4.5	2	28.0±0.35	4.5±0.15	7.5±0.20	7.5±0.15	22.2min	1.5±0.15				
EQ28/12/6	1	28.0±0.35	6.0±0.15	12.0±0.3	9.0±0.2	23.4±0.35	3.4±0.15				
EQ30/20/4.8	1	30.0±0.4	4.8±0.15	20.0±0.3	11.0±0.2	26.0±0.4	2.1±0.15	19.9±0.4			
EQ30/20/7.1	1	30.0±0.4	7.1±0.15	20.0±0.3	11.0±0.2	26.0±0.4	4.4±0.15				
EQ30/20/8	1	30.0±0.5	8.0±0.15	20.0±0.3	11.0±0.2	26.0±0.5	5.3±0.2	19.5min			
EQ30/23/6	1	30.0±0.3	5.95±0.2	23.0±0.4	14.6±0.25	25.2±0.3	2.5±0.15	20.0±0.4			

铁氧体磁心
Ferrite Core

EQ PER SQ XQ ATQ 型磁心 EQ PER SQ XQ ATQ Cores



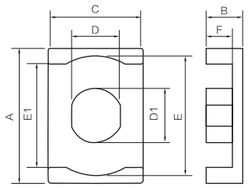

4

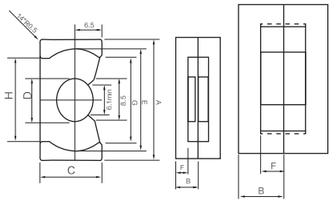

5

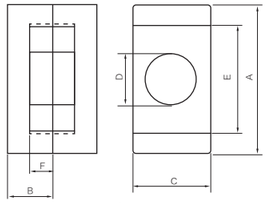

6

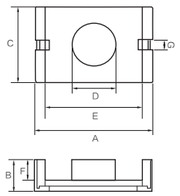

7

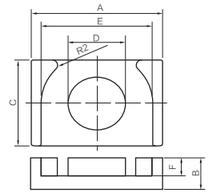

8

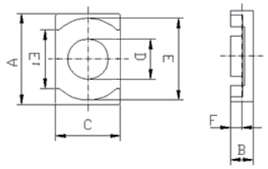

9

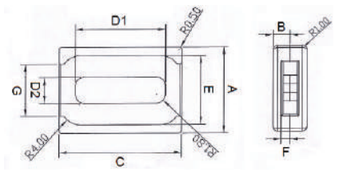

10

品名 Part No.	图号 Fig	磁心参数 Core parameters C1(mm-1)	le(mm)	Ae(mm2)	Ve(mm3)	重量 Weight(g/pc)	电感因数 AL LP3/LP3A	LP9/LP10
EQ9/4.9/2.4	1	1.647	14.0	8.50	119	0.7	1000	1400
EQ11/5.95/2.45	1	1.235	14.7	11.90	175	1.02	1400	1840
EQ14.5/6.7/3	1	1.080	19.0	17.60	334	2.4	1600	2100
EQ17.5/25.2/3.5	10	0.263	25.0	95.00	2375	11.3		9400
EQ18/6/5	2	0.871	21.7	24.90	540	2.7	1650	2250
EQ18.9/5.7/6	1	1.167	28.7	24.60	706	3.8	1410	2200
EQ18/13/3.9	4	0.836	32.6	39.00	1271	5.8	2104	3300
EQ19/7.5/4.6	2	0.567	23.7	41.80	991	5.0	3000	4600
EQ19.8/6.6/6	1	1.090	31.6	29.00	916	4.5	1500	2400
EQ20/11.8/4.1	1	0.669	27.5	41.10	1130	6.0		3000
EQ20/14/5	1	0.475	28.93	60.90	1762	8.8	4300	5500
EQ20/14/6.3	1	0.557	33.3	59.80	1991	10.2	3200	4500
EQ20/10/5	4	0.795	28.38	35.71	1013	6.5	2700	
EQ22/14/5	1	0.488	29.7	60.90	1809	9.5	3600	5150
EQ23/12.5/4	2	0.530	26.6	50.20	1335	7	3800	4400
EQ25/7.5/4.5	2	0.640	28.5	44.50	1268	8	2700	4000
EQ25/18/5.3	1	0.385	32.6	84.70	2761	16.1	4000	6200
EQ25/18/9.5	1	0.473	46.05	97.26	4479	15.0	3200	5300
EQ25/14.7/5.5	5	0.584	37.7	64.50	2432	13.5		4800
EQ26.5/20/5.55	16	0.270	33.2	123.12	4088	22.0		
EQ26.5B/19/8.3	1	0.331	43.7	132.00	5768	29.0		
EQ27/30/6	13	0.283	41.3	145.70	6017	30.0		9000
EQ28/7.5/4.5	2	0.706	31.0	43.90	1361	8	2100	3380
EQ28/12/6	1	0.580	37.1	64.00	2374	11.8	2800	4400
EQ30/20/4.8	1	0.279	30.8	110.20	3394	16.9		7500
EQ30/20/7.1	1	0.365	40.2	110.10	4426	22.1	5800	7000
EQ30/20/8	1	0.406	43.8	108.00	4730	23.0	4800	
EQ30/23/6	1	0.227	37.3	164.00	6117	32.6		11500

铁氧体磁心
Ferrite Core

EQ PER SQ XQ ATQ 型磁心 EQ PER SQ XQ ATQ Cores

品名 Part No.	图号 Fig	尺寸Dimensions(mm) A	B	C	D	E	F	G	E1	H	L
EQ31.5/20.2/7.5	1	31.5±0.5	7.5±0.15	20.2±0.3	13.3+0.15/-0.2	27.0min	4.5±0.15	22.0min			
EQ32/23/7.5	2	32.2±0.5	7.5±0.15	23.0±0.4	13.0±0.3	29.0±0.5	4.7±0.15				
EQ32/23/8	1	32.2±0.5	8.0±0.15	23.0±0.5	13.0±0.2	29.0±0.5	5.2±0.15	23.8±0.5			
EQ32B/23/12.35	14	32.0±0.4	12.35±0.15	23.0±0.3	15.0±0.2	27.0+04/-0.3	7.15±0.15	17.7min		15.0±0.3	4.9±0.25
EQ33/24/8.9	9	33.0±0.5	8.9±0.1	24.0±0.3	13.85±0.2	29.0±0.35	6.0±0.15		24.3+0.8/-0.3		
EQ34/24.5/11.1	1	34.0±0.6	11.1±0.2	24.5±0.4	14.7±0.3	28.9min	7.8±0.25	25.0min			
EQ35/7.5/4.6	2	35.0±0.5	4.6±0.15	7.5±0.3	7.5±0.2	29.3min	2.0±0.15				
EQ36.5/27.5/8.75	1	36.5±0.5	8.75±0.15	27.5±0.4	15.5±0.3	33.5±0.4	5.25±0.2	25.0±0.4			
EQ37.5/37.2/10.15	1	37.5±0.5	10.15±0.15	37.2±0.5	19.0±0.25	34.0min	6.65±0.2	23.4min			
EQ38/32/8.75	1	38.0±0.7	8.75±0.15	32.0±0.6	18.0±0.35	34.0±0.6	5.5±0.2	24.0±0.5			
EQ39.5/32.5/10.2	3	39.5±0.5	10.2±0.15	32.5±0.3	19.0±0.25	36.0±0.6	6.65±0.25				
EQ40/32/14.75	15	40.0±0.6	14.75±0.15	32.0±0.3	18.8±0.3	36.0±0.6	10.25±0.2	25.5min			
EQ50/32/12	9	50.0±0.5	12.0±0.15	32.0±0.5	20.0±0.35	41.5±0.5	7.0+0/-0.3		32min		
EQ52/28/14.8	11	52.0±0.6	14.8±0.15	28.0±0.4	18.5±0.3(D1) 16.0±0.3(D2)	44.0±0.5	10.8±0.3	41.6±0.5(G1) 38.9±0.5(G2)			
EQ52B/37/25.25	9	52.0±0.8	25.25±0.2	37.0±0.6	26.0±0.4	43.8±0.7	19.0±0.2	29.0±0.5			
EQ54/25/19.9	12	54.0±0.8	19.9±0.2	25.0±0.4	30.8±0.6(D1) 16.5±0.3(D2)	40.8±0.6	10.9±0.25	32.8±0.6			
EQ54.5/26/19	12	54.5+0.5/-0.8	19.0±0.15	26.0±0.4	31.3±0.5(D1) 16.0±0.3(D2)	42.3±0.8	9.4±0.25	36.0±0.7			

铁氧体磁心
Ferrite Core

EQ PER SQ XQ ATQ 型磁心　EQ PER SQ XQ ATQ Cores



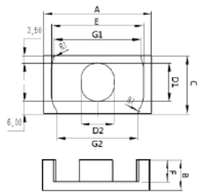

11

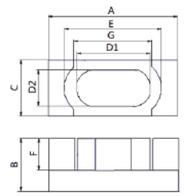

12

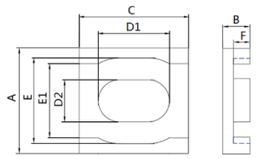

13

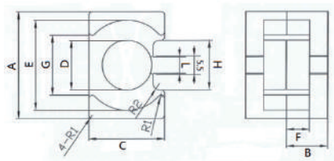

14

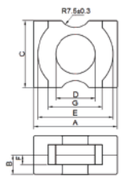

15

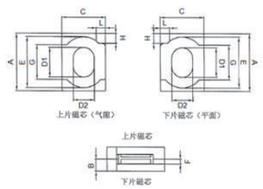

16

品名 Part No.	图号 Fig	磁心参数 Core parameters C1(mm⁻¹)	le(mm)	Ae(mm²)	Ve(mm³)	重量 Weight(g/pc)	电感因数 AL LP3/LP3A	LP9/LP10
EQ31.5/20.2/7.5	1	0.361	45.9	127.00	5829	29.0		8000
EQ32/23/7.5	2	0.314	42.1	134.00	5641	28.2	5000	7800
EQ32/23/8	1	0.322	44.2	137.40	6073	30.0	5500	
EQ32B/23/12.35	14	0.300	45	150.25	6761	38.0		
EQ33/24/8.9	9	0.334	49.5	148.00	7326	41.0		8000
EQ34/24.5/11.1	1	0.390	63.2	161.90	10232	51.0		8200
EQ35/7.5/4.6	2	0.988	39.6	40.10	1588	9.3	1800	2700
EQ36.5/27.5/8.75	1	0.289	55	190.00	10450	52		10000
EQ37.5/37.2/10.15	1	0.222	63.07	283.50	17880	89		13000
EQ38/32/8.75	1	0.238	55.4	233.00	12908	67		12000
EQ39.5/32.5/10.2	3	0.189	52.6	278.00	14623	81	10000	13500
EQ40/32/14.75	15	0.275	77.2	280.80	21678	110		10500
EQ50/32/12	9	0.223	71	318.80	22635	125	10100	
EQ52/28/14.8	11	0.370	89.1	241.00	21473	105		8200
EQ52B/37/25.25	9	0.238	120.3	504.70	60715			
EQ54/25/19.9	12	0.202	91	450.00	40950	205		
EQ54.5/26/19	12	0.163	73.3	450.00	32985	203		

注：电感因数AL value　　单位Unit:nH/N²　　测试条件Measuring conditions:10kHz,0.1V,25℃　　公差Tolerance:±25%

铁氧体磁心
Ferrite Core

EQ PER SQ XQ ATQ 型磁心　EQ PER SQ XQ ATQ Cores

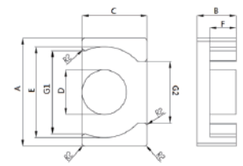

17

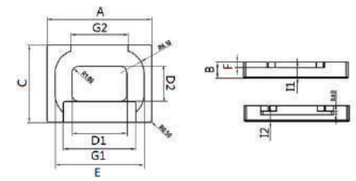

18

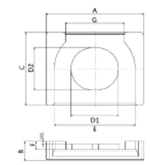

19

品名 Part No.	图号 Fig	尺寸Dimensions(mm) A	B	C	D	E	F	G
PER14.6/6.6/4	6	14.6±0.2	3.7±0.15	6.6±0.2	4.8±0.15	11.8±0.2	2.0±0.15	
PER25.4/19/7.6	6	25.4±0.5	7.6±0.15	19.0±0.35	$10.0^{+0.2}_{-0.3}$	20.4±0.4	5.1±0.15	
PER25/20/5	6	25.0±0.4	4.9±0.15	20.0±0.35	9.8±0.2	20.9min	3.1±0.15	
PER28/15/5.7	6	27.6±0.5	5.7±0.2	15.0±0.35	11.4±0.15	20.8±0.4	3.2±0.15	
PER30/20/5.1	7	30.2±0.5	5.1±0.15	20.0±0.3	11.3±0.25	25.0±0.5	2.6±0.15	2.5±0.2
PER30/9.5/4.7	6	30.0±0.45	4.65±0.15	9.50±0.2	7.8±0.2	24.0±0.4	1.85±0.15	
PER30/20/7.3	6	30.2±0.5	7.25±0.15	20.0±0.3	11.2±0.25	24.6min	4.55±0.15	
PER47/28/12	6	47.3±0.8	12.0±0.2	28.0±0.5	17.5±0.35	37.0±0.5	7.0±0.2	
PER51/36/17	8	51.0±1.0	16.5±0.2	36.0±0.8	22.0±0.4	42.2min	10.9±0.2	
PER51B/38.1/13	6	51.0±1.0	13.0±0.15	38.1±0.7	20.0±0.35	41.8±0.8	9.0±0.2	
PER60/33/12	8	60.7±1.0	12.0±0.2	33.0±0.8	19.7±0.5	50.5min	6.7±0.2	
PER64/50.8/13	6	64.0±0.85	13.0±0.2	50.8±0.7	25.4±0.4	53.5±0.85	7.75±0.3	
PER96/73/24.6	6	96.0±1.1	24.6±0.2	73.0±1.0	40.0±0.5	78.0±1.15	13.6±0.35	
PER103.9/73/32.2	6	103.9±1.1	32.2±0.2	73.0±1.0	44.0±0.5	82.9±1.15	21.2±0.35	

品名 Part No.	图号 Fig	磁心参数 Core parameters C1(mm⁻¹)	le(mm)	Ae(mm²)	Ve(mm³)	重量 Weight(g/pc)	电感因数 AL LP3/LP3A	LP9/LP10
PER14.6/6.6/4	6	1.045	20.9	20.00	418	2.2	1650	2200
PER25.4/19/7.6	6	0.467	40.98	87.67	3593	19.6	2700	4600
PER25/20/5	6	0.443	32.5	73.40	2386	14	3400	5400
PER28/15/5.7	6	0.386	33.63	87.23	2934	15.8		
PER30/20/5.1	7	0.352	35.4	100.50	3558	17.8		6600
PER30/9.5/4.7	6	0.663	34.8	52.50	1827	10	3200	4000
PER30/20/7.3	6	0.425	44.2	104.00	4597	24	4200	5600
PER47/28/12	6	0.251	67	267.00	17889	95.0		12000
PER51/36/17	8	0.248	95	383.00	36385	195	7200	11700
PER51B/38.1/13	6	0.241	76.84	318.61	24482	131		12000
PER60/33/12	8	0.270	89	330.00	29370	147	7000	10700
PER64/50.8/13	6	0.158	83.3	528.60	44032	220.0	9000	15000
PER96/73/24.6	6	0.105	148.5	1416.50	210350	1152.0		
PER103.9/73/32.2	6	0.118	183.5	1556.00	285526	1411.0		

注：电感因数AL value　　单位Unit:nH/N²　　测试条件Measuring conditions:10kHz,0.1V,25℃　　公差Tolerance:±25%

铁氧体磁心
Ferrite Core

EQ PER SQ XQ ATQ 型磁心 EQ PER SQ XQ ATQ Cores



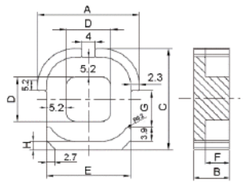

1

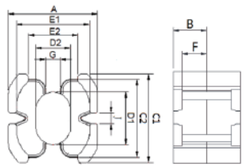

2

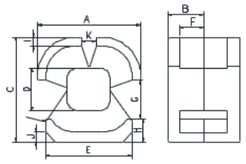

3

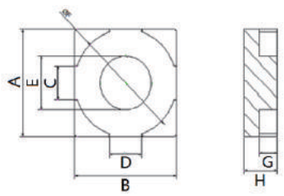

7

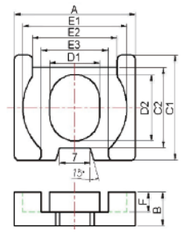

8

品名 Part No.	图号 Fig	尺寸Dimensions(mm) A	B	C	D	E	F	G	H	I	J	K
QD26/27/10	1	26.5±0.4	10.0±0.2	27.0±0.4	11.5±0.3	21.9±0.4	6.6±0.2	9.5±0.3	2.8±0.2			
XO24/23.7/9.7	2	24.2±0.4	9.7±0.2	23.7±0.4(C1) 20.97±0.4(C2)	14.0±0.2(D1) 9.3±0.2(D2)	19.86±0.4(E1) 13.42±0.3(E2)	3.0±0.15	4.0±0.2			3.0±0.2	
XD26/27/10	3	26.5±0.4	10.0±0.2	27.0±0.4	11.5±0.3	21.9±0.4	6.6±0.2	9.5±0.3	6.7	2.3±0.2	2.8±0.2	4
XD30/30/10.5	3	29.8±0.4	10.5±0.2	30.0±0.4	12.2±0.3	24.7±0.4	7.0±0.2	10.9±0.3	6.7	2.5±0.2	2.7±0.2	4
SQ32/36/10.35	4	32.5±0.5	10.35±0.2	36.0±0.75	7.5±0.15	24.6±0.4	6.65±0.2	10.65min				
SQ40//40/13.2	5	40.0±0.65	13.2±0.2	12.5±0.3	12.5±0.3	20.0±0.4	7.25±0.2	40.0±0.5				
SQ25/25.5/7.1	6	25.5±0.3	7.1±0.2	25.5±0.3	12.0±0.2	21.8min	4.6±0.2	14.0±0.4				
SQ30/29.6/10.4	6	29.6±0.6	10.4±0.2	29.6±0.6	13.0±0.3	25.5±0.5	6.7±0.2	15.0min				
SQ32B/32/9	6	32.0±0.6	9.0±0.2	32.0±0.6	14.0±0.3	27.7min	6.1±0.2	16.0min				
SQ35/35/11	6	35.0±0.6	11.05±0.2	35.0±0.6	15.0±0.3	30.0min	6.75±0.2	17.0min				
SQ37B/37/9.5	10	37.0±0.6	9.5±0.15	37.0±0.6	21.0±0.4	33.0±0.6	4.9±0.2	5.0±0.3(G1) 8.0±0.3(G2)	5.1(Ref)			
SQ40/40/13.2	7	40.0±0.65	40.0±0.65	12.5±0.3	12.5±0.3	20.0±0.4	40.0±0.5	$7.2^{+0.25}_{-0.15}$	13.2±0.15			
SQ41/41/13.7	6	41.0±0.6	13.7±0.2	41.0±0.6	19.0±0.3	35.5min	8.6±0.2	21.0min				
ATQ27/22.5/7.2	8	27.0±0.5	7.2±0.2	22.5±0.5(C1) 17.3±0.4(C2)	11.2±0.25(D1) 14.2±0.25(D2)	23.2±0.5(E1) 19.0±0.5(E2) 15.0±0.5(E3)	4.3±0.15					

铁氧体磁心
Ferrite Core

EQ PER SQ XQ ATQ 型磁心 EQ PER SQ XQ ATQ Cores

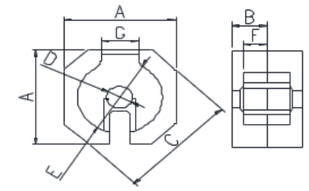

4

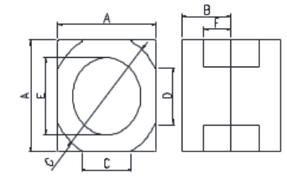

5

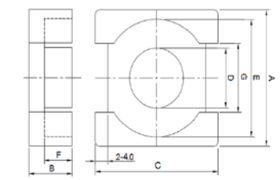

6

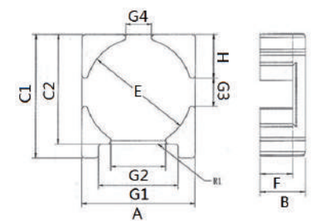

9

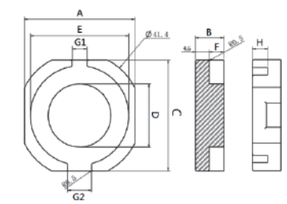

10

品名 Part No.	图号 Fig	磁心参数 Core parameters C1(mm^{-1})	le(mm)	Ae(mm^2)	Ve(mm^3)	重量 Weight(g/pc)	电感因数 AL LP3/LP3A	LP9/LP10
QD26/27/10	1	0.366	52..4	143	7493	36	6200	8200
XO24/23.7/9.7	2	0.419	49.4	118	5829	29	5500	7200
XD26/27/10	3	0.402	53.4	133	7102	34	5700	7700
XD30/30/10.5	3	0.356	55.2	155	8556	42	6500	8500
SQ32/36/10.35	4	0.477	77.3	162	12523	62	4500	
SQ40//40/13.2	5	0.193	72.2	375	27075	145	12000	15200
SQ25/25.5/7.1	6	0.422	47.7	113	5390	30	7000	
SQ30/29.6/10.4	6	0.318	58.8	185	10878	54	7500	
SQ32B/32/9	6	0.392	60.35	153.9	9288	50	7200	
SQ35/35/11	6	0.249	66	265	17490	87	9500	
SQ37B/37/9.5	10	0.434	97.5	224.5	21889	87		19000
SQ40/40/13.2	7	0.193	72.2	375	27075	145	11500	
SQ41/41/13.7	6	0.246	82.5	336	27720	140	11000	14500
ATQ27/22.5/7.2	8	0.327	43	131.5	5655	27	6900	

注：电感因数AL value　单位Unit:nH/N^2　测试条件Measuring conditions:10kHz,0.1V,25℃　公差Tolerance:±25%

铁氧体磁心
Ferrite Core

EQI PERI型磁心 EQI PERI Cores



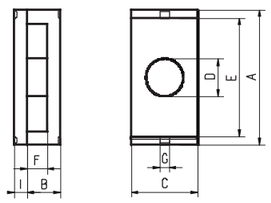

1

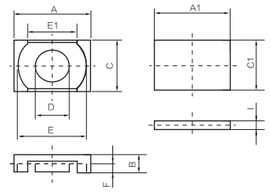

2

品名 Part No.	图号 Fig	尺寸Dimensions(mm) A	B	C	D	E	F	G	E1	I
PERI20/15/8.2	1	20.0±0.35	6.2±0.15	15.0±0.3	8.0±0.2	15.8±0.35	4.2±0.15			2.0±0.1
PERI 25.4/19/10.4	1	25.4±0.5	8.0±0.15	19.0±0.35	10.0±0.3	20.4±0.4	5.6±0.2			2.4±0.1
PERI25/14.8/9.1	8	25.0±0.5	6.2±0.1	14.8±0.3	9.4±0.2	21.7±0.4	3.3±0.2	18.3min		2.9±0.1
PERI25B/14.65/9.1	8	25.0±0.5	6.2±0.1	14.65±0.3	9.4±0.2	21.7+0.4/-0.2	3.3±0.2	18.3min		2.9±0.1
PERI28/12/11	1	28.0±0.3	8.3±0.15	12.0±0.3	9.0±0.2	23.4±0.35	5.5±0.15			2.8±0.15
PERI30.2/20/10.2	1	30.2±0.5	7.45±0.15	20.0±0.3	11.2±0.25	25.0±0.4	4.75±0.15		2.5Ref	2.75±0.15
EQI9.5/4.9/5.05	2	9.5±0.2	4.25±0.15	4.9±0.2	3.4±0.15	7.7min	3.45±0.15			0.8±0.05
EQI9.5B/4.9/7.1	2	9.8±0.25 10.2±0.25(I)	5.7±0.15	4.9±0.2 5.0±0.2(I)	3.5±0.15	8.0±0.15	3.7±0.15		7.0±0.15	1.4±0.15
EQI11.3/2.7/21.35	5	11.3±0.25	10.38±0.15(B1) 10.97±0.25(B2)	2.7±0.10	2.7±0.15	2.9±0.10	3.1±0.15	4.4±0.1(G1) 3.1±0.(G2) 5.43±0.15(G3)		
EQI14/8.9/5.3	4	14.0±0.3	3.8±0.15	8.9±0.2	5.55±0.15	11.7±0.25	2.6±0.15	8.7Ref		1.5±0.1
EQI18//10/6.5	2	18.0±0.35	4.5±0.15	10.0±0.3	6.4±0.15	15.2±0.3	2.6±0.15		13.1min	2.0±0.1
EQI18//6/7.2	3	18.0±0.3	5.2±0.15	6.0±0.2	6.0±0.15	14.4±0.3	3.2±0.15	12.9min		2.0±0.15
EQI18/13/6.7	6	18.2±0.35	5.35±0.15	13.0±0.3	6.6±0.15(D) 7.2±0.15(D1)	15.9min(E) 13.6min(E1)	1.4±0.15			1.4±0.1
EQI19.5/7.5/9.2	2	19.5±0.5	6.6±0.15	7.5±0.25	7.5±0.2	13.8min	4.0±0.15			2.6±0.1
EQI 19.8/6.6/8	2	19.8±0.3	5.8±0.15	6.6±0.2	6.0±0.2	15.8±0.3	3.6±0.15			2.2±0.15
EQI 20/14/8.6	2	20.0±0.35	6.3±0.15	14.0±0.3	8.8±0.2	18.0±0.35	4.1±0.15			2.3±0.15
EQI22/7.5/9	2	22.5±0.3	6.5±0.2	7.5±0.25	6.5±0.25	18.1min	$4.0^{+0.2}_{-0.15}$			2.5±0.1
EQI 22/14/9.2	2	22.6±0.4	7.0±0.15	14.0±0.3	8.8±0.2	20.1±0.35	4.8±0.15			2.2±0.15
EQI23/12.5/7.2	2	23.2±0.45	5.1±0.15	12.5±0.25	8.0±0.2	19.8min	3.1±0.15			2.1±0.10
EQI25/7.5/9.2	2	25.4±0.5	6.6±0.15	7.5±0.25	7.5±0.25	19.8min	4.0±0.15			2.6±0.1

铁氧体磁心
Ferrite Core

EQI PERI型磁心 EQI PERI Cores

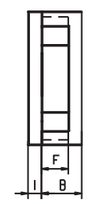

3

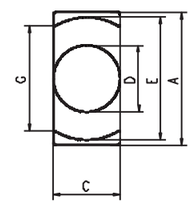

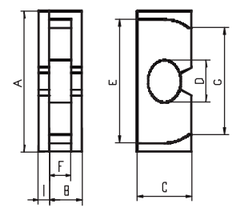

4

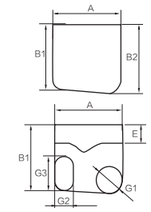

5

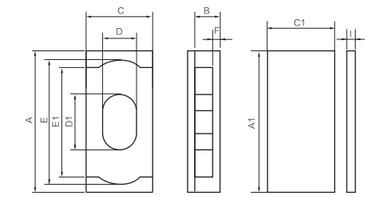

6

品名 Part No.	图号 Fig	磁心参数 Core parameters C1(mm^{-1})	le(mm)	Ae(mm^2)	Ve(mm^3)	重量 Weight(g/pc)	电感因数 AL LP3/LP3A	LP9/LP10	LP5/LP5W
PERI20/15/8.2	1	0.427	24.5	57.38	1406	7.0		6100	
PERI 25.4/19/10.4	1	0.363	31.9	87.7	2798	15.3	5400	6900	
PERI25/14.8/9.1	8	0.380	30	78.8	2364	12.0		3900	
PERI25B/14.65/9.1	8	0.380	30	78.8	2364	12.0		3900	
PERI28/12/11	1	0.524	34.8	66.4	2311	11.5		3500	
PERI30.2/20/10.2	1	0.373	39.6	106	4198	20.0	5200	6700	
EQI9.5/4.9/5.05	2	2.438	21.7	8.9	193	1.0		1000	
EQI9.5B/4.9/7.1	2	1.323	15.81	11.95	189	1.0		1500	
EQI11.3/2.7/21.35	5	0.927	28.5	30.75	876	4.5		2900	
EQI14/8.9/5.3	4	0.626	15.4	24.6	379	2.5	2300	3200	
EQI18//10/6.5	2	0.562	20	35.59	712	4.0			2300
EQI18//6/7.2	3	0.871	21.7	24.9	540	2.9	2000	3000	
EQI18/13/6.7	6	0.810	30.8	38.03	1171	5.8	3000		
EQI19.5/7.5/9.2	2	0.566	23.7	41.84	992	5.0		4800	
EQI 19.8/6.6/8	2	0.843	24.4	28.95	706	3.7	2400	3100	
EQI 20/14/8.6	2	0.420	25.1	59.8	1501	8.3	4300	5980	
EQI22/7.5/9	2	0.438	26.5	60.5	1603	9.3		2700	
EQI 22/14/9.2	2	0.461	28.1	60.9	1711	9.3	3800	5440	
EQI23/12.5/7.2	2	0.530	26.6	50.2	1335	6.7			2500
EQI25/7.5/9.2	2	0.731	29.9	40.9	1223	6.0	1400		

注：电感因数AL value　　单位Unit:nH/N^2　　测试条件Measuring conditions:10kHz,0.1V,25℃　　公差Tolerance: ± 25%

铁氧体磁心
Ferrite Core

EQI PERI型磁心 EQI PERI Cores



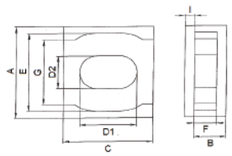

7

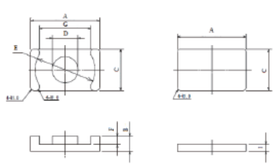

8

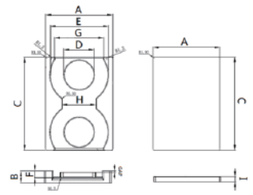

9

品名 Part No.	图号 Fig	尺寸Dimensions(mm) A	B	C	D	E	F	G	H	E1	I
EQI25/18/5.55	2	25.0±0.4	5.35±0.15	18.0±0.3	11.0±0.2	22.0±0.4	3.25±0.15			14.5min	2.2±0.1
EQI25.5/7.5/8.9	2	25.5±0.5	5.95±0.15	7.5±0.2	$7.5^{+0.15}_{-0.2}$	19.8min	2.95±0.15				2.95±0.1
EQI26/17.5/16	2	26.0±0.4	13.3±0.15	17.5±0.3	12.0±0.3	21.2±0.4	10.6±0.15			16.5±0.3	2.7±0.05
EQI29.8/9.5/9.5	2	29.8±0.6	6.4±0.15	9.5±0.2	$9.5^{+0.2}_{-0.3}$	22.2min	3.2±0.15				3.2±0.1
EQI 30/20/10.7	2	30.0±0.4	8.0±0.15	20.0±0.3	11.0±0.2	26.0±0.4	5.3±0.2			19.45±0.4	2.7±0.1
EQI31/30/13.3	7	31.0±0.5	10.5±0.15	30.0±0.4	19.0±0.3(D1) 11.0±0.2(D2)	26.4±0.5	7.5±0.15	22.0±0.5			2.8±0.1
EQI32/23/10.3	2	32.2±0.5	7.5±0.15	23.0±0.4	13.0±0.3	29.0±0.5	$4.7^{+0.2}_{-0.15}$			23.8±0.5	2.8±0.1
EQI50/70/13	9	50.0±0.7	9.1±0.15	70.0±0.7	22.0±0.3	43.5min	5.15±0.2	37.0±0.7	26.0Ref		3.95+0.07/-0.15

品名 Part No.	图号 Fig	磁心参数 Core parameters C1(mm^{-1})	le(mm)	Ae(mm^2)	Ve(mm^3)	重量 Weight(g/pc)	电感因数 AL LP3/LP3A	LP9/LP10
EQI25/18/5.55	2	0.307	26.1	84.7	2211	12.7	6500	8150
EQI25.5/7.5/8.9	2	0.647	28.48	44.05	1255	6.5	2700	
EQI26/17.5/16	2	0.403	43.15	107	4617	23.0		6500
EQI29.8/9.5/9.5	2	0.488	31.8	65.2	2073	10.5	3500	
EQI 30/20/10.7	2	0.306	33.2	108.3	3596	18.0	6000	8000
EQI31/30/13.3	7		45.49	180.34	8204	39.5		
EQI32/23/10.3	2	0.244	32.7	134	4382	22.5		10000
EQI50/70/13	9	0.168	64	380	24320	170.0		

注：电感因数AL value　　单位Unit:nH/N^2　　测试条件Measuring conditions:10kHz,0.1V,25℃　　公差Tolerance: ±25%

铁氧体磁心
Ferrite Core

PM LM型磁心 PM LM Cores

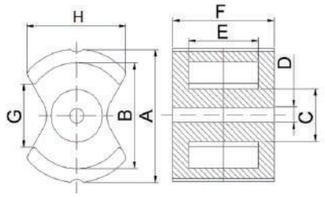

1

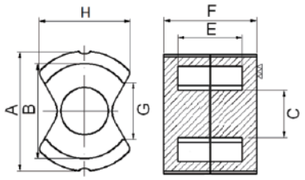

2

品名 Part No.	图号 Fig	尺寸Dimensions(mm) A	B	C	D	E	F	G	H
PM50/36.7/39	1	49.15±0.85	39.65±0.65	19.7±0.3	5.5±0.1	26.8±0.4	38.8±0.5	23.4min	36.7±0.6
PM62/46.8/32H	2	62.0-2.0	48.4min	25.0±0.7		17.0±0.5	32.0±0.5	29.0min	46.8±0.8
PM62/46.8/45	1	62.0-2.0	48.8min	25.0±0.7	5.3±0.3	30.4±0.6	45.0±0.6	29.5min	46.8±0.8
PM62/46.8/49	1	62.0-2.0	48.8min	25.0±0.7	5.4±0.3	33.8±0.6	48.8±0.6	29.0min	46.8±0.8
PM74/55.5/38.5	1	74.0-3.0	57.0min	29.0±1.0	5.4±0.3	20.5±0.8	38.5±0.6	34.0min	55.5±1.0
PM74/55.5/59	1	74.0-3.0	57.0min	29.0±1.0	5.4±0.3	41.0±0.8	59±0.6	34.0min	55.5±1.0
PM87/67.5/70H	2	$87.0^{+2.0}_{-3.0}$	67.1+2.1	31.7-1.0		48.0+0.8	69.7±0.6	39.4min	67.5±1.2
PM87/67.5/70	1	$87.0^{+2.0}_{-3.0}$	66.5min	31.7-1.5	8.5±0.4	48.0+1.0	70.0±0.6	39.4min	67.5±1.2
PM114/90.9/93	1	114.0-5.0	88.0+3.7	42.0±1.5	5.4±0.4	63.8±0.8	92.5±0.5	52.0min	90.9±1.5
LM6/14.18/6.1	3	17.6±0.45	6.1±0.2	14.18Ref	7.0±0.2	13.4±0.3	4.0±0.2	13.28±0.3	
LM6B/14.37/6.1	3	18.6±0.4	6.1±0.2	14.37Ref	7.0±0.2	14.4±0.3	4.15±0.2	12.9±0.3	
LM8/17.71/8	3	23.0±0.45	8.0±0.2	17.71Ref	9.0±0.2	18.0±0.4	5.3±0.2	17.31±0.3	
LM10/26.76/10.3	3	30.2±0.45	10.3±0.2	26.76Ref	11.7±0.25	24.2min	7.2±0.2	25.9±0.4	
LM12/6/6.1	4	12.0±0.25	6.1±0.2	6.0±0.2(C) 4.63Ref(C1)	4.3±0.12	9.67±0.22	4.6±0.2	8.35min	
LM14/7.5/6.75	4	14.4±0.26	6.75±0.2	7.5±0.2(C) 5.68Ref（C1）	4.9±0.12	12.06±0.26	4.95±0.2	10.26min	

铁氧体磁心
Ferrite Core

PM LM型磁心 PM LM Cores



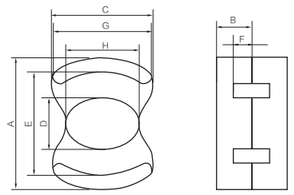

3

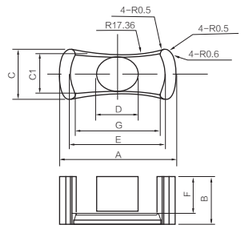

4

品名 Part No.	图号 Fig	磁心参数 Core parameters C1(mm^{-1})	le(mm)	Ae(mm^2)	Ve(mm^3)	重量 Weight(g/pc)	电感因数 AL LP3/LP3A	LP9/LP10
PM50/36.7/39	1	0.227	84	370	31080	157	6650	10800
PM62/46.8/32H	2	0.132	75.4	570	42978	280	9500	16000
PM62/46.8/45	1	0.177	101	570	57570	266		15500
PM62/46.8/49	1	0.191	109	570	62130	320	9700	14400
PM74/55.5/38.5	1	0.110	87	790	68730	394		23000
PM74/55.5/59	1	0.162	128	790	101120	536	11000	15500
PM87/67.5/70H	2	0.160	146	910	132860	845	13000	19000
PM87/67.5/70	1	0.160	146	910	132860	850	13000	19000
PM114/90.9/93	1	0.116	200	1720	344000	1950	16000	25000
LM6/14.18/6.1	3	10.0±0.2	0.562	30.9	55	1700	8.6	3500
LM6B/14.37/6.1	3	10.0±0.2	0.584	32.1	54.98	1765	9	3300
LM8/17.71/8	3	12.8±0.2	0.446	40.5	90.8	3677	17.4	4500
LM10/26.76/10.3	3	16.7±0.25	0.330	50.6	153.4	7762	40	6200
LM12/6/6.1	4		1.907	28.8	15.1	435	1.95	1000
LM14/7.5/6.75	4		1.606	31	19.3	598	2.8	1200

注：电感因数AL value　　单位Unit:nH/N^2　　测试条件Measuring conditions:10kHz,0.1V,25℃　　公差Tolerance:±25%

铁氧体磁心
Ferrite Core

RM 型磁心 RM Cores

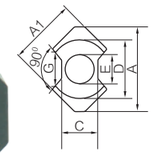

1

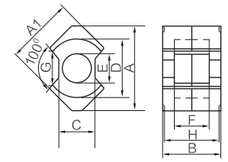

2

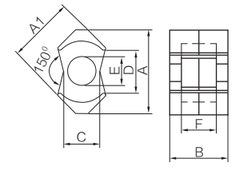

3

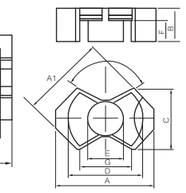

4

品名 Part No.	图号 Fig	尺寸Dimensions(mm) A1	A	B	C	D	E	F	G(min)	H(Ref)
RM4/4.5/10.4	1	9.6±0.2	10.75±0.25	10.4±0.2	4.5±0.1	8.15±0.2	3.8±0.1	7.2±0.2	5.8	9.0
RM4A/4.6/6.2	1	9.6±0.2	11.0-0.5	6.2±0.2	4.6+0/-0.2	7.95+0.4	3.8±0.1	2.8±0.2	5.8	
RM5/6.6/10.4	1	12.05±0.25	14.65±0.3	10.4±0.2	6.6±0.2	10.4±0.2	4.8±0.1	6.5±0.2	6.0	9.1
RM6/8/12.6	1	14.4±0.3	17.55±0.35	12.6±0.2	8.0±0.2	12.65±0.25	6.2±0.2	8.4±0.2	8.2	
RM6A/8/11.8	3	14.4±0.3	17.6±0.3	11.8±0.2	8.0±0.2	12.65±0.25	6.3±0.1	8.3±0.3	8.45	
RM7/12/6.7	4	16.85±0.35	20.0±0.4	6.75±0.2	12.26Ref	7.2±0.15	15.05±0.3	4.4±0.3	10.31±0.3	
RM8/10.7/16.4	1	19.3±0.4	22.75±0.45	16.4±0.3	10.75±0.25	17.3±0.3	8.4±0.2	11.0±0.3	9.5	14.3
RM8B/11/9.3	1	19.7-0.8	23.2-0.9	9.3±0.2	11.0-0.5	17.0+0.6	8.55-0.3	3.7+0.4	9.5	7.2±0.25
RM10/13.2/18.6	1	24.15±0.55	27.85±0.65	18.6±0.3	13.25±0.25	21.65±0.45	10.7±0.2	12.7±0.3	10.9	16.2
RM10N/13.2/18.6	2	24.15±0.55	27.85±0.65	18.6±0.3	13.25±0.25	21.65±0.45	10.7±0.2	12.7±0.3	13.4	16.2
RM10/13.2/24.4	2	24.15±0.55	27.85±0.65	24.4+0.4	13.25±0.25	21.65±0.45	10.7±0.2	18.6+0.6	12.7	
RM12/15.8/24.5	1	29.25±0.55	36.75±0.65	24.5±0.3	15.85±0.25	25.5±0.5	12.6±0.2	17.1±0.3	12.9	21.6
RM14/18.7/30	1	34.1±0.6	41.5±0.7	30.1±0.3	18.7±0.3	29.6±0.6	14.7±0.3	21.1±0.3	17.0	27.0

品名 Part No.	图号 Fig	磁心参数 Core parameters C1(mm^{-1})	le(mm)	Ae(mm^2)	Ve(mm^3)	重量 Weight(g/pc)	电感因数 AL LP3/LP3A	LP9/LP10
RM4/4.5/10.4	1	1.688	23.3	13.8	322	1.7	1100	1500
RM4A/4.6/6.2	1	1.051	14.5	13.8	200	1.2	1800	
RM5/6.6/10.4	1	0.935	23.2	24.8	575	3.3	2000	2700
RM6/8/12.6	1	0.789	29.2	37	1080	5.0	2850	
RM6A/8/11.8	3	0.756	27.6	36.5	1007	5.2	2500	3300
RM7/12/6.7	4	0.594	28.5	48	1368	7.0	2700	
RM8/10.7/16.4	1	0.610	38.4	63.0	2419	12.4	3300	4500
RM8B/11/9.3	1	0.374	24.3	64.9	1577	10.0		4600
RM10/13.2/18.6	1	0.462	44.6	96.6	4308	22.0	4050	5300
RM10N/13.2/18.6	2	0.478	44.0	92.0	4048	22.0	4400	5700
RM10/13.2/24.4	2	0.722	66.1	91.6	6055	30.0	2900	
RM12/15.8/24.5	1	0.388	56.6	146.0	8264	45.0	5050	7000
RM14/18.7/30	1	0.354	70.0	198.0	13860	74.0	5700	7500

注：电感因数AL value　　单位Unit:nH/N^2　　测试条件Measuring conditions:10kHz,0.1V,25℃　　公差Tolerance:±25%

铁氧体磁心
Ferrite Core

EP EOP LP型磁心 EP EOP LP Cores

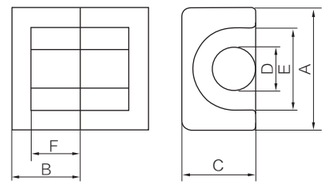

1

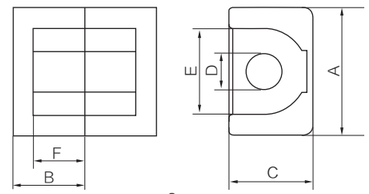

2

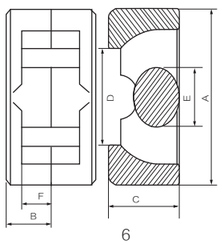

6

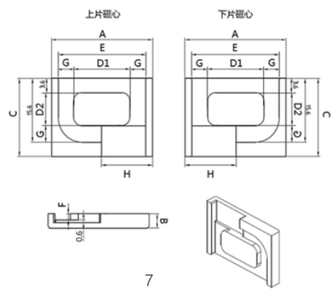

7

品名 Part No.	图号 Fig	尺寸Dimensions(mm) A	B	C	D	E	F	G	H
EP7/6.35/3.7	1	9.2±0.2	3.7±0.15	6.35±0.15	3.3±0.1	7.4±0.2	2.6±0.2		
EP9/8/2.5	3	9.0±0.15	2.5±0.15	8.0±0.15	4.0±0.15	7.0±0.15	1.0±0.2	C1:3.2±0.15	
EP10/7.65/5.1	1	11.5±0.3	5.1±0.15	7.65±0.2	3.3±0.15	9.4±0.2	3.7±0.2		
EP13/8.8/6.5	1	12.5±0.4	6.5-0.15	8.8±0.2	4.35±0.15	10.2±0.3	4.7±0.2		
EP12.5/12.5/4.15	4	12.6±0.15	4.15±0.15	$12.5^{+0.2}_{-0.1}$	5.8±0.1	$11.0^{+0.25}_{-0.1}$	2.55±0.2	3.5±0.15	11.0±0.2
EP14.1/13.3/3.85	2	14.1±0.2	3.85±0.15	13.3±0.2	7.5±0.13	$11.8^{+0.25}_{-0.2}$	2.45±0.2		
EP14.5/13.55/5.15	2	14.5±0.25	5.15±0.15	13.55±0.2	7.5±0.13	$12.1^{+0.25}_{-0.2}$	3.45±0.2		
EP17/11/8.5	1	18.0±0.5	8.5±0.2	11.0±0.25	5.65±0.2	12.0±0.4	5.65±0.2		
EP17.5/15.5/6.2	1	17.5±0.25	6.2±0.2	15.5±0.2	8.5±0.12	13.5±0.2	2.65±0.2		
EP24/15/10.72	1	24.0±0.5	10.72±0.2	14.99±0.38	8.76±0.28	16.1min	6.99min		
EP25.8/19.1/4.1	7	25.8±0.5	4.1±0.15	19.1±0.3	14.2±0.3(D1) 7.9±0.2(D2)	22.35±0.5	1.6±0.2	4.08Ref	13.08Ref
EPO12/6/6.1	5	12.0±0.25	6.1±0.2	6.0±0.2(C) 4.77Ref（C1）	4.3±0.12	9.67±0.22	4.6±0.2	8.05min	
EPO14/7.5/6.75	5	14.4±0.26	6.75±0.2	7.5±0.2(C) 5.81Ref（C1）	4.9±0.12	12.06±0.26	4.95±0.2	8.9min	
LP16/8.7/11.8	6	16.5±0.3	11.8±0.2	8.7±0.2	9.0±0.5	5.6±0.15	8.8±0.2		

铁氧体磁心
Ferrite Core

EP EOP LP型磁心 EP EOP LP Cores

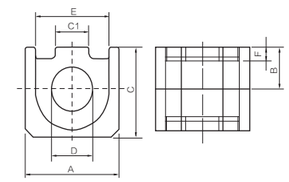

3

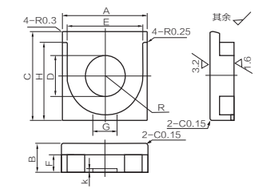

4

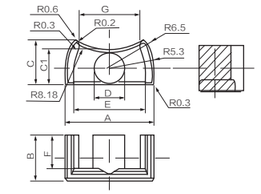

5

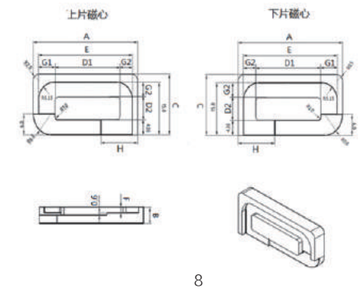

8

品名 Part No.	图号 Fig	磁心参数 Core parameters C1(mm-1)	le(mm)	Ae(mm2)	Ve(mm3)	重量 Weight(g/pc)	电感因数 AL LP3/LP3A	HP2	LP4	LP9
EP7/6.35/3.7	1	1.449	15.5	10.7	166	1.4	1100	2000		
EP9/8/2.5	3	0.768	9.6	12.5	120	1.1	2000			
EP10/7.65/5.1	1	1.699	19.2	11.3	217	2.8	1000	4400		1400
EP13/8.8/6.5	1	1.241	24.2	19.5	472	5	1550	3000		
EP12.5/12.5/4.15	4	0.647	19.8	30.6	606	3.7		5800		
EP14.1/13.3/3.85	2	0.462	18.4	39.8	732	3.9	3600		3500	5500
EP14.5/13.55/5.15	2	0.604	29.0	48.0	1392	6.5	2800			4400
EP17/11/8.5	1	0.841	28.5	33.9	966	12	2400	4500		
EP17.5/15.5/6.2	1	0.371	25.84	69.7	1801	12.5				5200
EP24/15/10.72	1	0.490	38.7	79	3057	28	4000			
EP25.8/19.1/4.1	7	0.244	25	102.3	2558	15				8500
EPO12/6/6.1	5	2.003	28.6	14.28	408	1.95	900			
EPO14/7.5/6.75	5	1.658	31	18.7	580	2.75	1200			
LP16/8.7/11.8	6	1.387	44.1	31.8	1402	7.3	1500			

注：电感因数AL value　单位Unit:nH/N2　测试条件Measuring conditions:10kHz,0.1V,25℃　公差Tolerance:±25%

铁氧体磁心
Ferrite Core

罐型磁心 P/PT/DS Cores



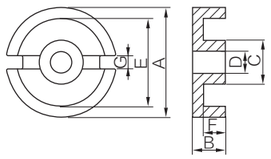

1

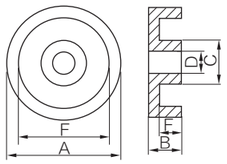

2

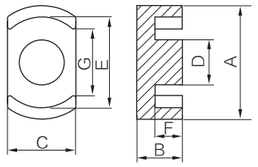

3

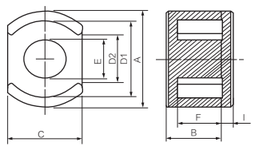

7

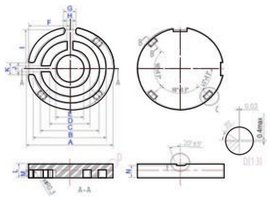

8

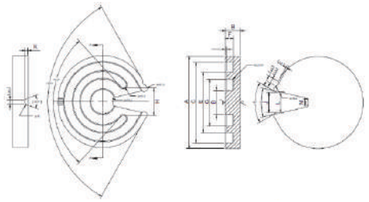

9

品名 Part No.	图号 Fig	尺寸Dimensions(mm) A	B	C	D	E	F	G	H	J	K	L	M	I
P9/5	1	9.15±0.2	2.65±0.15	3.8±0.1	2.05±0.05	7.65±0.15	1.88±0.15	2.0±0.2						
P10/16	5	10.0±0.3	7.9±0.2	$5.5^{+0.2}_{-0.1}$	3.0±0.10	6.5+0.5	3.5±0.2	0.7±0.2						
P14/9	1	14.05±0.25	4.7±0.15	6.0±0.2	3.0±0.1	11.6+0.6	2.9±0.15	3.3±0.6						
PT14/8	1	14.05±0.25	4.15±0.15	5.9±0.2	3.1±0.1	11.8±0.2	2.9±0.15	9.4±0.2						
P18/9.8	1	18.0±0.4	4.9±0.15	7.45±0.2	3.05±0.1	15.15±0.25	3.7±0.15	3.8±0.6						
P18/11H	10	18.4+0/-0.8	5.3±0.1	11.8+0/-0.5	7.6+0/-0.3	14.9+0.6/-0	3.65+0.3/-0	5.9+0.5/-0	3.9+0.5/-0					
P22/13	1	21.6±0.4	6.7±0.15	9.25±0.2	4.45±0.15	18.2±0.3	4.7±0.15	3.8±0.6						
P22/13A	1	21.6±0.4	6.7±0.15	$9.0^{+0.25}_{-0.2}$	4.45±0.15	18.2±0.3	4.7±0.15	3.8±0.6						
PT23/11	2+4	22.9±0.45	5.5±0.15	9.7±0.2	5.1±0.1	18.2±0.3	3.75±0.15	15.2±0.25						
P26/16	1	25.5±0.5	8.0±0.15	11.3±0.2	5.5±0.15	21.6±0.4	5.6±0.2	3.8±0.6						
P30/19	1	30.0±0.5	9.45±0.15	13.3±0.2	5.5±0.15	25.4±0.4	6.65±0.2	4.3±0.6						
P36/22	1	35.6±0.6	10.85±0.2	15.9±0.3	5.5±0.25	30.4±0.5	7.45±0.2	4.3min						
P47	9	47.2±0.8	10.5±0.1	41.15±0.7	16.2±0.45	32.64±0.6	6.5±0.2	25.64±0.5	13.8±0.5	11.6min	1.8±0.4			
P48/30	1	47.3±0.7	14.8±0.3	20.0max	5.35±0.25	40.0min	10.15±0.35	7.75Ref						
P54.6	6	54.6±0.9	12.0±0.2	8.6±0.3	19.0±0.5	2.0±0.2	$5.0^{+0.5}_{-0.3}$	49.0±0.95		12.0±0.25				
P56	8	56±1.0	47.2±0.9	38.0±0.6	26.0±0.6	18.0±0.45	26.5±0.5	8.0±0.2	4.0±0.2	4.0±0.2	8.0±0.2	9.5±0.15	5.0±0.2	26.5±0.5
DS30/19	3	30.0±0.5	9.4±0.2	20.3±0.35	13.3±0.25	25.4±0.4	6.6±0.2	17.8min						
DS33/19	3	33.2±0.5	9.4±0.2	23.7±0.3	13.5±0.2	26.6±0.4	6.5±0.2	17.8min						
DS40/26	3	39.8±0.5	13.5±0.2	28.3±0.4	16.0±0.4	33.2±0.5	9.9±0.2	20.0min						
DSI30/10.6	7	30.0±0.5	8.2±0.2	20.3±0.25	25.4±0.4(D1) 18.0min(D2)	13.3±0.2	5.7±0.2							2.5±0.05
DSI33/10	7	33.2±0.5	7.5±0.2	23.7±0.3	26.6±0.4(D1) 18.3min(D2)	13.5±0.2	4.8±0.2							2.7±0.1

铁氧体磁心
Ferrite Core

罐型磁心 P/PT/DS Cores

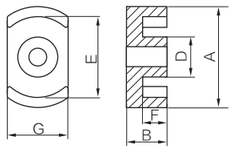

4

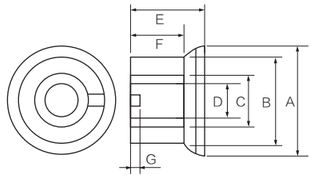

5

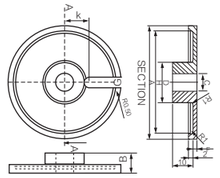

6

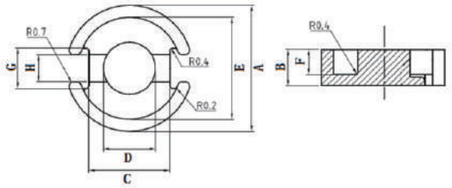

10

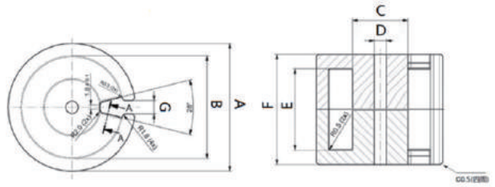

11

品名 Part No.	图号 Fig	磁心参数 Core parameters C1(mm^{-1})	le(mm)	Ae(mm^2)	Ve(mm^3)	重量 Weight(g/pc)	电感因数 AL LP3/LP3A	LP9/LP10	LP5
P9/5	1	1.238	12.5	10.1	126	0.8	1100		
P10/16	5	0.850	19.2	22.6	434	1.6			
P14/9	1	0.757	21.8	28.8	628	4	2100	3100	
PT14/8	1	0.906	21.1	23.3	492	2.8	2000		
P18/9.8	1	0.622	24.8	39.9	990	5.1	2800		
P18/11H	10	0.596	25.8	43.3	1117	6.8		4200	
P22/13	1	0.497	31.5	63.4	1997	13.4	3500		
P22/13A	1	0.525	31.5	60.0	1890	12.5	3500		
PT23/11	2+4	0.469	28.6	61.0	1745	11.0	3700		
P26/16	1	0.400	37.6	93.9	3531	21.2	4800		
P30/19	1	0.330	45.2	137.0	6192	37.3	6000		
P36/22	1	0.263	53.2	202	10746	59.4	7800		
P47	9	0.439	127	289	36703	114			
P48/30	1	0.221	73.3	332	24336	129	9200		
P54.6	6	0.274	61.7	225.4	13907	78		9000	
P56	8	0.096	63	657	41391	205			13000
DS30/19	3	0.426	49.9	117	5838	30	5500	6100	
DS33/19	3	0.350	51.4	147.0	7556	38	6500		
DS40/26	3	0.348	71.3	205.0	14617	76.5	5800		
DSI30/10.6	7	0.292	33.85	116.09	3930	24		6000	
DSI33/10	7	0.266	37.3	140	5222	25		10800	

注：电感因数AL value　　单位Unit:nH/N^2　　测试条件Measuring conditions:10kHz,0.1V,25℃　　公差Tolerance:±25%

铁氧体磁心
Ferrite Core

特殊型状磁心 Special Shape Cores

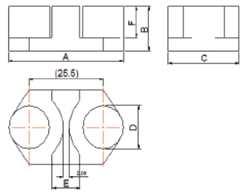

1

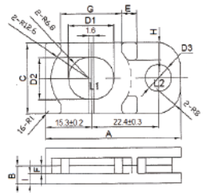

2

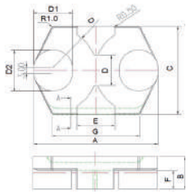

3

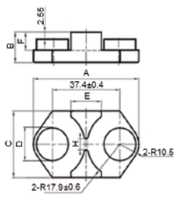

4

品名 Part No.	图号 Fig	尺寸Dimensions(mm) A	B	C	D	E	F	G	H	J	K	I
EC38.3/18.5/15.6	16	38.3±0.5	15.6±0.15	18.5±0.5	13.5±0.25(D1) 11.0±0.2(D2)	9.2±0.2	8.85±0.15	3.8Ref				6.75±0.2
EC39.5/24.4/15.1	1	39.5±0.5	15.1±0.2	24.4±0.4	$14.0^{+0.15}_{-0.25}$	9.5±0.3	10.6±0.25					
EC45.1/23/5.95	2	45.1±0.6	5.95±0.25	23.0±0.35	15.2±0.2（D1) 13.6±0.2（D2) 8.8±0.15（D3)	5.1±0.15	2.5±0.2	20.4±0.3	5.7±0.15			3.45±0.15
EC45.7/28.5/14	1	45.7±0.5	14.0±0.15	28.5±0.4	15.0±0.3	11.5±0.2	5.0±0.15					
EC58/45/16.5	3	$58.0^{+1.0}_{-0.5}$	16.5±0.2	45.0±0.7	15.5±0.4（D) 18.0±0.4（D1) 21.0±0.4（D2)	18.0±0.6	9.5±0.3	41.0±0.8	6.0Ref	4.0±0.03	17.4±0.25	
EC58.4/35.8/26.4G	4	58.4±0.6	13.2±0.2	$35.8^{+0.4}_{-0.6}$	17.4±0.3	16.0±0.3	$6.9^{+0.3}_{-0.2}$					
EC60.6/40/15.2	15	60.6±0.9	15.2±0.1	40.0±0.5	18.6±0.25	15.0±0.25	8.6±0.2					
EC74/48.5/22.95	5	74.4±0.9	22.95±0.2	48.5±0.5	25.3±0.3	22.0±0.3	11.85±0.5	22.3±0.5	6.2±0.3	0.5±0.1		
EC86/50/22.5	12	86.0±1.2(A1) 66.0±0.8(A2) 60.0±0.8(A3)	22.5±0.15(B1) 19.5±0.3(B2)	50.0±0.6(C1) 44.0±0.5(C2) 20.0±0.3(C3)	30.0±0.4(D1) 18.0±0.3(D2)	24.0±0.4	12.5±0.25	8.0±0.2				
EC93.5/26/19	13	93.5±1.0	19.0±0.15	26.0±0.4	31.3±0.4(D1) 16.0±0.3(D2)	41.3±0.5	9.6±0.25	35.3±0.5	9.0 Ref			
EQX70.6/29/15.25	21	70.6±1.0	15.25±0.2	29.0±0.5	16.85±0.3(D1) 14.3±0.3(D2)	64.6±1.0(E1) 18.25±0.6(E2)	9.25±0.2	58.0±1.0				
EX78/40/25	6	78.0±0.5	25.0±0.3	40.0±0.4	28.0±0.3(D1) 24.0±0.3(D2)	63.0±0.5	17.0±0.3					
PQX63/18/20.5	7	63.0±0.8	20.5-0.5	18.0±0.35	12.0±0.2	58.2±0.8	5.0±0.25	50.4±0.8				
PQX79/18/20.5	7	79.0±1.2	20.5-0.5	18.0±0.35	13.5±0.2	73.5±1.0	5.5±0.3	67.0±1.0				

铁氧体磁心
Ferrite Core

特殊型状磁心 Special Shape Cores

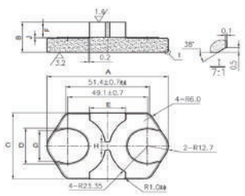

5

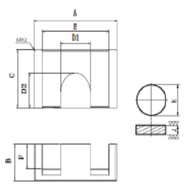

6

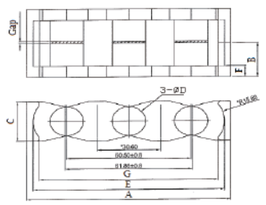

7

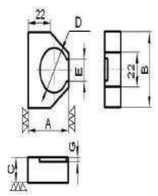

8

品名 Part No.	图号 Fig	磁心参数 Core parameters C1(mm^{-1})	le(mm)	Ae(mm^2)	Ve(mm^3)	重量 Weight(g/pc)	电感因数 AL LP3/LP3A	LP9/LP10	LP5
EC38.3/18.5/15.6	16	0.537	66	122.9	8110	71			
EC39.5/24.4/15.1	1			151.7		82		6000	
EC45.1/23/5.95	2	0.352	37.31	105.94	3953	48			
EC45.7/28.5/14	1			176.7		91			
EC58/45/16.5	3			308		115		14000	
EC58.4/35.8/26.4G	4			237.7		175		10000	
EC60.6/40/15.2	15			435.3		194			
EC74/48.5/22.95	5			263.6				12000	
EC86/50/22.5	12	0.215	105	488	51267			16000	
EC93.5/26/19	13	0.254	113.15	445.76	50438				
EQX70.6/29/15.25	21			197					
EX78/40/25	6	0.219	134.4	614.8	82629	405		13000	
PQX63/18/20.5	7			113		120		5600	
PQX79/18/20.5	7			143		150		6100	

注：电感因数AL value　　单位Unit:nH/N^2　　测试条件Measuring conditions:10kHz,0.1V,25℃　　公差Tolerance:±25%

铁氧体磁心
Ferrite Core

特殊型状磁心 Special Shape Cores

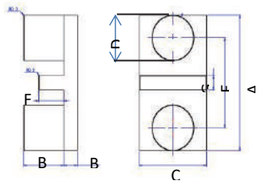

9

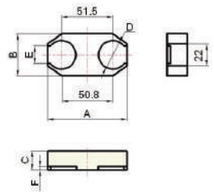

10

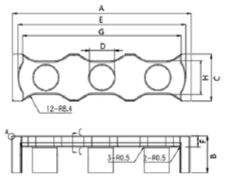

11

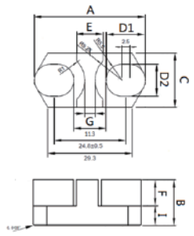

16

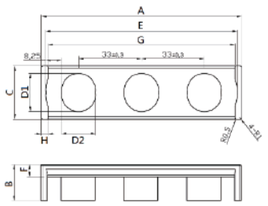

17

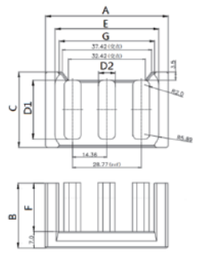

18

品名 Part No.	图号 Fig	尺寸Dimensions(mm) A	B	C	D	E	F	G	H
PQX80/18/15.5	7	79.4±1.0	15.5±0.2	18.0±0.4	12.0±0.3	74.4±1.0	5.0±0.3	69.4±1.0	
PQX83/26/20.5	7	83.0±1.2	20.5-0.5	26.0±0.4	14.4±0.2	76.5±1.0	5.35±0.3	71.5±1.5	
PQX83B/26/21.5	18	83.0±1.2	21.5+0/-0.5	26.0±0.4	14.4±0.2	76.5±1.0	6.35±0.3	71.5±1.5	18.0±0.2
PQX99.3/22.5/20	7	99.3±1.2	20.0±0.2	22.5±0.5	16.3±0.3	93.0±1.2	6.3±0.3	86.8±1.2	
PQX107/28/20.5	7	107.0±1.5	20.5-0.5	28.0±0.4	14.9±0.25	100.5±1.5	5.65±0.3	95.0±1.4	
PQX107B/28/22	11	107.0±1.5	22.0+0/-0.4	28.0±0.4	14.9±0.25	100.5±1.5	6.65±0.3	95.0±1.4	20.0±0.2
YJ40/16/47.5	8	40.0±0.6	47.6±0.6	16.0±0.1	28.4+0.9	14.2±0.5		2.5	
YJ74/40/24	9	74.0±1.0	24.0±0.2(B1) 8.0±0.2(B2)	40.0±0.5	25.0±0.4	49.0REF	15.0±0.2	8.0±0.3	
YJ80/17/42.6	10	80.0±1.0	42.6±0.6	17.0±0.15	28.4+0.9	14.2±0.5	2.5		
YJ92/22/47.6	10	92.0±1.0	47.6±0.6	22.0±0.15	33.4+0.9	19.1±0.5	2.5		

铁氧体磁心
Ferrite Core

特殊型状磁心 Special Shape Cores

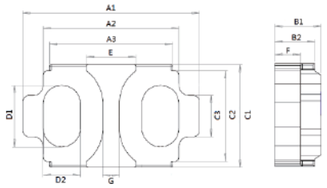

12

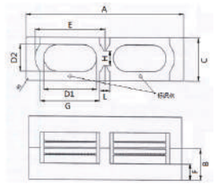

13

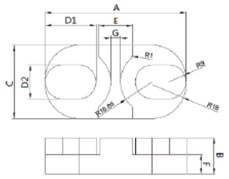

14

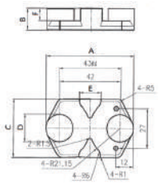

15

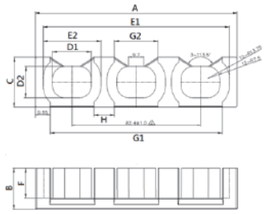

19

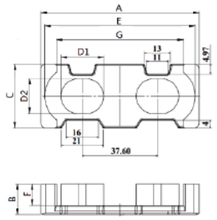

20

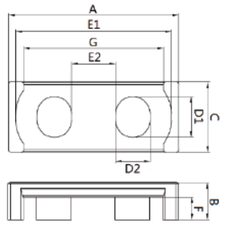

21

品名 Part No.	图号 Fig	磁心参数 Core parameters C1(mm⁻¹)	le(mm)	Ae(mm²)	Ve(mm³)	重量 Weight(g/pc)	电感因数 AL LP3/LP3A	LP9/LP10	LP5
PQX80/18/15.5	7			113		108		6500	
PQX83/26/20.5	7			162.8		190		6700	
PQX83B/26/21.5	18			162.8		210		6700	
PQX99.3/22.5/20	7			208.6		225		8000	
PQX107/28/20.5	7			174.4		235		6000	
PQX107B/28/22	11			174.4		235		6000	
YJ40/16/47.5	8					120			
YJ74/40/24	9					258			
YJ80/17/42.6	10					240			
YJ92/22/47.6	10					405			

注：电感因数AL value　　单位Unit:nH/N²　　测试条件Measuring conditions:10kHz,0.1V,25℃　　公差Tolerance:±25%

铁氧体磁心
Ferrite Core

特殊型状磁心 Special Shape Cores

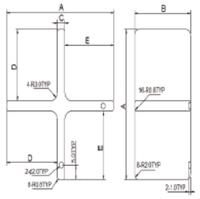

1

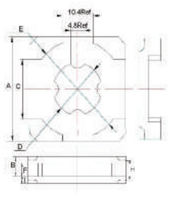

2

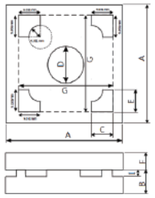

3

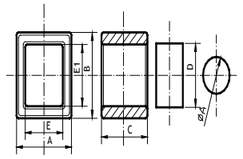

4

品名 Part No.	图号 Fig	尺寸Dimensions(mm) A	B	C	D	E	F	G	H
JH42.5	1	42.5±0.5	4.0±0.2	36.0±0.5					
JH48.6	1	48.6±0.5	3.6±0.2	44.0±0.5					
JH49.5	1	49.5±0.6	6.0±0.2	32.0±0.5					
JH51.5	1	52.0±0.6	3.6±0.2	25.0±0.5					
JH55	1	55.0±0.6	3.6±0.2	53.5±0.5					
QFI24	2	24.0±0.4	6.25±0.2	14.2min	12.0±0.3	22.6min	4.0±0.2		
QFI32	2	32.0±0.5	7.4±0.2	18.2min	16.0±0.4	29.6min	4.4±0.2		
QFI35	3	35.0±0.5	7.65±0.2	9.0±0.2	18.1±0.3	9.0±0.2	2.6±0.2	31.0REF	
S11	4	11.0±0.3	11.0±0.3	9.5±0.25	6.5±0.2	7.55±0.2(E1=E)			
S12	4	12.0±0.3	13.5±0.3	9.25±0.25	7.1±0.2	8.2±0.2(E) 9.7±0.2(E1)			
SK168	5	168.0±4.0	68.0±2.0	24.0±0.5	25.0±0.4	139.5min	40.0min	21.0min	
TR46	6	46.0±0.8	27.0±0.4	40.0±0.7	5.0±0.3	12.0±0.4	7.0±0.3	18.0±0.4	17.5±0.4
FT27.4	7								
FT54.5	8	54.5±0.5	28.5±0.4	13.5±0.4	42.0±0.5	8.4±0.3	12.5±0.4		

铁氧体磁心
Ferrite Core

特殊型状磁心 Special Shape Cores

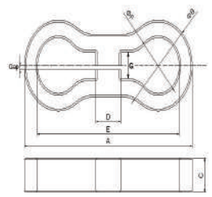

5

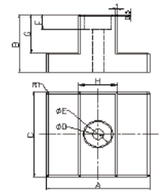

6

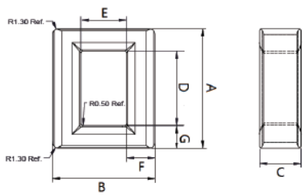

7

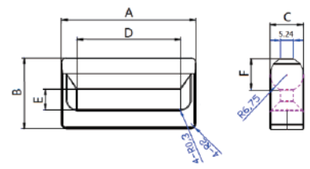

8

品名 Part No.	图号 Fig	磁心参数 Core parameters C1(mm^{-1})	le(mm)	Ae(mm^2)	Ve(mm^3)	重量 Weight(g/pc)	电感因数 AL LP3/LP3A	LP9/LP10	LP5
JH42.5	1					60			
JH48.6	1					75			
JH49.5	1					93			
JH51.5	1					46			
JH55	1					103			
QFI24	2	0.278	29.2	105	3066	15	6200		
QFI32	2	0.217	41.6	192	7987	48	9500		
QFI35	3		258			45			
S11	4					1.9			
S12	4					5.1			
SK168	5	0.308	185	600	111000	625			
TR46	6					138			
FT27.4	7								
FT54.5	8	1.204	127.5	105.9	13506	60			

注：电感因数AL value　　单位Unit:nH/N^2　　测试条件Measuring conditions:10kHz,0.1V,25℃　　公差Tolerance:±25%

铁氧体磁心
Ferrite Core

柱型磁心 R Cores

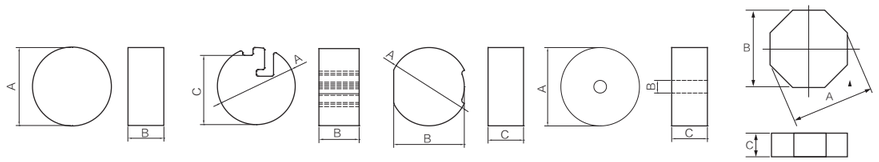

1 2 3 4 5

品名 Part No.	图号 Fig	尺寸Dimensions(mm) A	B	C	重量 Weight(g/pc)
R10/25.3	1	10.1±0.2	25.3±0.3		10.0
R11/1	1	11.0±0.2	1.0±0.1		0.5
R12/4	1	12.0±0.2	4.0±0.15		2.2
R13/5	1	13.0±0.2	5.0±0.15		3.5
R13.2	1	13.2±0.2	4.0±0.15		3.0
R13.45/2	1	13.45±0.25	2.0±0.15		1.5
R13.5/11/2	7	13.5±0.25	11.0±0.2	2.0±0.05	1.2
R14.3/4	1	14.3±0.25	4.0±0.15		4.0
R13.85/2	1	13.85±0.2	2.0±0.05		1.5
R14.7/2	1	14.7±0.2	2.0±0.03		1.7
R15/4	1	14.8±0.25	4.0±0.15		3.5
R16/3	1	16.0±0.3	3.0±0.05		3.0
R16.3/5	1	16.3±0.3	5.0±0.05		5.0
R16/9/3	7	16.0±0.2	9.0±0.2	3.0±0.05	1.8
R16.1/12.1/2	7	16.1±0.25	12.1±0.2	2.0±0.02	1.6
R17.4/4	1	17.4±0.25	4.0±0.15		12.0
R18/4	1	18.0±0.3	4.0±0.05		5.0
R18.6/2	1	18.6±0.25	2.0±0.05		2.5
R19/4	1	19.0±0.25	4.0±0.05		6.0
R19.65/5	1	19.65±0.3	5.0±0.1		7.5
R20/4	1	20.0±0.3	4.0±0.15		6.0
R20/16/4	7	20.0±0.3	16.0±0.3	4.0±0.05	6.0
R21/15.75	1	21.0±0.3	15.75+0.1/-0		26.5
R21/18/2	7	21.0±0.3	18.0±0.3	2.0±0.05	3.0
R21.6/2	1	21.65±0.45	2.0±0.15		3.6

铁氧体磁心
Ferrite Core

柱型磁心 R Cores

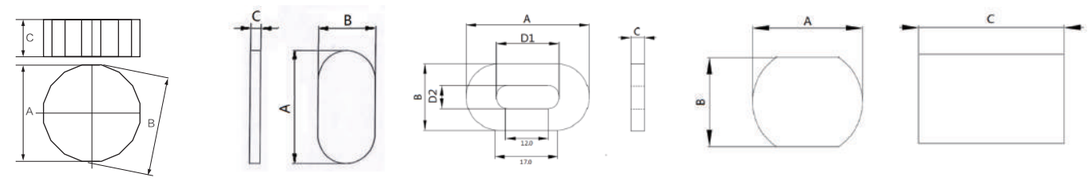

6 7 8 9

品名 Part No.	图号 Fig	尺寸Dimensions(mm) A	B	C	D1	D2	重量 Weight(g/pc)
R22/18	1	22.0±0.45	18.0±0.3				33.0
R22/20/50	9	22.0±0.25	20.0±0.2	50.0±0.5			90.0
R24/6	1	24.0±0.4	6.0±0.15				13.2
R25/7	1	25.0±0.7	7.0±0.10				16.8
R26.7/40	3	26.7±0.45	24.15±0.3	40.0±0.5			109.0
R31.3/16/4	7	31.3±0.5	16.0±0.3	4.0±0.05			8.9
R37/20/4	8	37.0±0.7	20.0±0.5	4.0±0.05	19.0±0.5	7.0±0.4	10.0
R36/10	1	36.0±0.6	10.0±0.1				51.0
R40/12	1	40.0±1.0	12.0±0.2				72.0
R47/40	2	47.0±1.0	40.0±1.0	42.4±0.5			316.0
R49.3/40	1	49.3±0.5	40.0±1.0				368.0
R50/40	1	50.0±1.0	40.0±1.0				380.0
R50/40A	4	50.0±1.0	5.3±0.2	40.0±1.0			380.0
R51.5/9	1	51.5±1.0	9.0±0.2				90.0
R70/40A	4	70.0±1.5	5.5±0.5	40.0±1.0			735.0
R110/20	1	110.0±1.5	20.0±1.0				900.0
R114/5	1	114.0±1.0	5.0±0.1				255.0
8J	5	42.2±1.0	39.0±1.0	12.0±0.2			73.0
16J	6	79.3±1.0	80.85±1.0	19.0±0.2			450.0

注：电感因数AL value　　单位Unit:nH/N^2　　测试条件Measuring conditions:10kHz,0.1V,25℃　　公差Tolerance:±25%

铁氧体磁心
Ferrite Core

EE型磁心 EE Cores

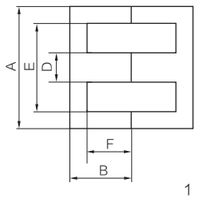

1



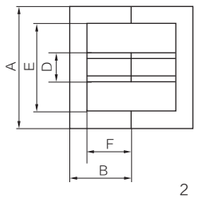

2

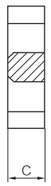

品名 Part No.	图号 Fig	尺寸Dimensions(mm) A	B	C	D	E	F
EE10/5/5	1	10.3±0.2	$5.5^{+0.15}_{-0.1}$	4.75±0.2	2.4±0.2	7.7min	4.3±0.2
EE13/6/6	1	13.0±0.3	6.0±0.15	5.9±0.2	2.6±0.2	10.2±0.3	4.6±0.2
EE13.3/6/6	1	13.3±0.2	6.0±0.15	6.05±0.15	2.75±0.15	10.0min	4.65±0.2
EE13//4/7	1	13.13±0.3	7.13±0.15	3.6+0/-0.3	3.58+0/-0.3	9.19min	5.11±0.2
EE14//10/6	1	13.95±0.2	6.55±0.15	9.9±0.2	3.4±0.2	10.5±0.3	4.8±0.2
EE16//5/7	1	16.0±0.3	7.2±0.15	4.8±0.2	3.8±0.2	12.0±0.3	5.2±0.25
EE16/5/8	1	16.35±0.3	8.15±0.15	4.50±0.2	4.55±0.2	11.5min	6.0±0.2
EE16//5/12	1	16.0±0.3	12.25±0.2	4.75±0.25	4.0±0.2	12.0±0.3	10.25±0.25
EE17/3.5/11	1	17.1±0.2	11.0±0.15	3.45±0.15	4.95±0.15	12.1min	9.0±0.2
EE19/7.6/7.5	1	19.1±0.3	7.5±0.2	7.6±0.3	4.85±0.3	14.2min	5.2±0.2
EE19/5/8	1	19.1±0.3	8.0±0.3	4.8±0.3	4.8±0.3	14.0min	5.7±0.2
EE19/5/14	1	19.0±0.3	13.65±0.25	4.85±0.25	4.85±0.25	14.0±0.3	11.4±0.25
EE20/11/10	1	20.0±0.4	10.0±0.15	10.9±0.3	5.6±0.2	14.8min	7.0±0.2
EE20/5/14	1	20.0±0.4	14.1±0.2	4.8±0.2	4.55±0.2	14.7±0.3	11.55±0.2
EE21/8/6	1	21.0±0.4	6.0±0.2	8.2±0.3	3.0±0.2	16.0±0.3	4.2±0.2
EE22/15/6.7	1	21.8±0.4	6.7±0.15	14.9±0.3	5.9±0.25	15.8min	4.05±0.2
EE22/6/15	1	22.0±0.4	14.9±0.2	5.75±0.25	5.75±0.25	15.6min	10.9±0.3
EE25/6/10	1	25.0±0.4	10.0±0.25	6.35±0.3	6.3±0.3	18.6±0.3	6.8±0.3
EE25/6.5/10	1	25.4±0.4	10.0±0.2	6.55±0.3	6.2±0.3	18.5min	6.8±0.2
EE25/11/9	1	25.1±0.5	9.1±0.15	10.9±0.3	7.0±0.25	17.7min	6.1±0.2
EE25/15/7.3	1	25.1±0.5	7.3±0.15	15.0±0.3	7.25±0.25	17.7min	3.8±0.2
EE25/10.75/12.55	1	25.05±0.75	12.55±0.25	10.75±0.3	7.25±0.25	17.9±0.4	8.95±0.25
EEL25/4/19	1	25.2±0.3	19.0±0.2	4.0±0.2	8.4±0.2	17.0min	15.0±0.25
EE25L/7.2/21.1	1	25.4±0.4	21.1±0.3	7.2±0.3	7.4±0.2	17.4min	17.8+0.6
EE25.4/6.35/10	1	25.4±0.4	10.0±0.2	6.35±0.3	6.35±0.3	19.0±0.3	6.8±0.15
EE25.6/6.4/9.9	1	25.6±0.5	9.9±0.25	6.4±0.3	6.5±0.2	18.8min	6.65±0.2
EE28/10.9/10.45	1	28.5±0.4	10.45±0.2	10.9±0.3	7.3±0.3	20.5±0.3	6.5±0.2
EE28/10.7/17	1	28.0±0.4	17.1±0.1	10.7±0.3	7.2±0.3	18.6min	12.6±0.2
EE29/21.3/16.25	1	29.1±0.4	16.25±0.25	21.3+0.2/-0.6	10.0±0.3	20.7±0.4	11.5+0.4/-0
EE30/11/13	1	30.1±0.6	13.3±0.15	10.7±0.3	10.7±0.3	20.35±0.3	8.15±0.2
EE30/9.9/15	1	$30.0^{+0.8}_{-0.6}$	15.2-0.4	9.9-0.5	7.2-0.5	19.5+0.8	9.7+0.6
EE30/10.7/21.5	1	30.6±0.5	21.5±0.25	10.65±0.35	10.65±0.35	20.0min	16.5±0.3

铁氧体磁心
Ferrite Core

EE型磁心 EE Cores

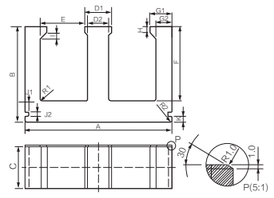

3

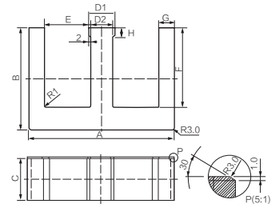

4

品名 Part No.	图号 Fig	磁心参数 Core parameters C1(mm^{-1})	le(mm)	Ae(mm^2)	Ve(mm^3)	重量 Weight(g/pc)	电感因数 AL LP3/LP3A	LP9/LP10	HP2
EE10/5/5	1	2.342	26.7	11.4	304	1.8	810	1070	
EE13/6/6	1	1.894	30.3	16	485	2	1000	1400	2200
EE13.3/6/6	1	1.766	30.2	17.1	516	2.6	1000	1400	
EE13//4/7	1	2.516	32.2	12.8	412	2	850	1000	
EE14//10/6	1	0.924	31.7	34.3	1087	5.5	2200	2650	
EE16//5/7	1	1.929	35.5	18.4	653	3.3	1100	1300	
EE16/5/8	1	1.933	37.7	19.5	735	3.8	1050	1300	
EE16//5/12	1	2.895	55	19	1045	5.2	800	870	
EE17/3.5/11	1	3.000	49.8	16.6	827	4.1	800	840	
EE19/7.6/7.5	1	1.068	37.9	35.5	1345	6.8	1900	2350	
EE19/5/8	1	1.737	39.6	22.8	903	4.5	1150	1450	
EE19/5/14	1	2.654	62.1	23.4	1453	7.2	760	950	
EE20/11/10	1	0.768	46.1	60.0	2766	15	2700	3300	
EE20/5/14	1	2.685	63.9	23.8	1521	7.6	800	930	
EE21/8/6	1	1.394	34.7	24.9	864	5.2	1550	1900	
EE22/15/6.7	1	0.416	34.9	83.9	2928	15	5100	8000	
EE22/6/15	1	1.788	64.0	35.8	2291	12	1200	1450	
EE25/6/10	1	1.225	49.5	40.4	2000	10	1925	2800	
EE25/6.5/10	1	1.196	50.0	41.8	2090	10	1950	2550	
EE25/11/9	1	0.627	45.4	72.4	3285	16	3400	4100	
EE25/15/7.3	1	0.358	37.2	104.0	3869	20	5900	7000	
EE25/10.75/12.55	1	0.749	57.9	77.3	4476	20	2900	3750	
EEL25/4/19	1	2.500	81.5	32.6	2657	14	900	1300	
EE25L/7.2/21.1	1	1.798	92.8	51.6	4788	25	1100	1650	
EE25.4/6.35/10	1	1.233	49.8	40.4	2012	10	1730	2240	
EE25.6/6.4/9.9	1	1.269	49.5	39.0	1931	10	1900	2350	
EE28/10.9/10.45	1	0.633	51.3	81.0	4155	21	3300	4300	
EE28/10.7/17	1	1.124	84.4	75.1	6338	33	1700	2600	
EE29/21.3/16.25	1	0.370	71.5	193.5	13835	69		7600	
EE30/11/13	1	0.550	58.3	106	6180	32.0	3800	5000	
EE30/9.9/15	1	0.799	65.5	82	5371	26	2850	4100	
EE30/10.7/21.5	1	0.834	91.7	110	10087	51	2100	3300	

注：电感因数AL value　单位Unit:nH/N^2　测试条件Measuring conditions:10kHz,0.1V,25℃　公差Tolerance:±25%

铁氧体磁心
Ferrite Core

EE型磁心 EE Cores

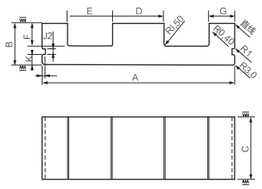

5

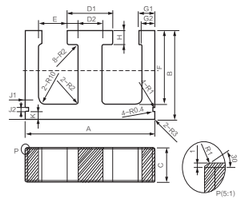

6

品名 Part No.	图号 Fig	尺寸Dimensions(mm) A	B	C	D	E	F
EE33/13/14	1	33.4±0.5	14.3±0.2	12.7±0.3	9.7±0.3	24.6±0.4	10.0±0.2
EE33/12.7/14.8	1	33.0±0.5	14.8±0.15	12.7±0.3	9.7±0.3	23.2min	10.0±0.2
EE33/12.7/23.5	1	33.0±0.6	23.5±0.25	12.7±0.3	9.7±0.3	23.6min	19.0+0.6
EE34/9/14	1	34.3±0.6	14.1±0.15	9.3+0.3/-0.25	9.3+0.3/-0.2	25.5min	9.8±0.2
EE40/12/21	1	40.0±0.9	21.0±0.1	12.0-0.5	11.65±0.35	27.7min	15.0min
EE41/12/17	1	40.6±0.65	16.6±0.2	12.4±0.3	12.5±0.3	28.6min	10.4min
EE41.3/12.7/15.4	1	41.3±0.6	15.4±0.15	12.75±0.2	12.7±0.3	28.0min	9.5±0.2
EE41.3/12.7/15.8	1	41.3±0.6	15.80±0.2	12.75±0.2	12.7±0.3	28.0min	9.55±0.2
EE41.3/28/14	1	41.3±0.6	14.0±0.1	28.0±0.35	11.6±0.3	29.8±0.6	8.2±0.15
EE42/15/15	1	42.15±0.85	$15.5^{+0.1}_{-0.4}$	15.0±0.4	12.0±0.3	29.5min	$10.0^{+0.1}_{-0.3}$
EE42/15/19	1	$42.0^{+0.9}_{-0.7}$	18.5±0.15	15.0±0.4	12.0±0.2	29.8min	12.7±0.2
EE42/20/21	1	$42.0^{+1.0}_{-0.7}$	21.1±0.3	19.75±0.35	12.0±0.3	29.5min	15.2±0.4
EE42.2/19.8/19.5	1	42.2+0.8/-0.7	19.5±0.3	19.8±0.3	12.0±0.2	30.2min	13.6±0.3
EE46/18/20	1	45.6±0.5	20.0±0.3	17.9±0.3	11.0±0.2	34.8min	14.4±0.3
EE50/15/22	1	50.0±0.7	21.55±0.3	14.6±0.4	14.6±0.4	34.2min	13.1±0.3
EE51/24/15.8	1	50.6±0.5	15.8±0.2	23.8±0.3	15.0±0.3	35.8min	8.7±0.3
EE55/25/24.5	1	55.15±1.05	24.5±0.1	24.7±0.3	17.2-0.5	37.5min	15.8±0.3
EE55/21/28	1	55.15±1.05	27.5±0.3	20.6±0.4	17.2-0.5	37.5min	18.8±0.4
EE55/25/28	1	55.15±1.05	27.8±0.3	24.7±0.4	17.2-0.5	37.5min	18.8±0.4
EE55/21/20	1	55.15±1.05	19.5±0.2	21.0-0.8	17.2+0/-0.5	37.5min	10.5+0.8
EE56/25/24.5	1	56.5±1.0	24.5±0.1	25.2-0.8	17.2-0.5	40.0min	15.8±0.3
EE56/21/25	1	$56.55^{+0.6}_{-1.0}$	25.0±0.3	21.0-0.8	17.2-0.5	39.2min	16.5+0.8
EE56/21/28	1	56.5±1.0	27.5±0.3	20.6±0.4	17.2-0.5	39.2min	18.9±0.4
EE59/43/27.5	1	59.0±0.8	27.5±0.3	43.0±0.6	17.2+0/-0.5	$43^{+1.0}_{-0.3}$	18.8±0.3
EE60/16/36	1	$60.0^{+1.2}_{-0.8}$	36.0±0.15	15.6±0.4	15.6±0.4	43.7min	28.0±0.3
EE63/22/29	1	63.2±0.5	29.3±0.4	22.0±0.3	14.0±0.3	49.2min	20.3±0.2
EE65/27/32	1	65.2±1.3	32.5±0.3	27.0±0.4	$20.0_{-0.7}$	44.2min	22.2+0.7
EE66/25/29	1	66.15±1.35	29.25±0.5	25.0±0.5	17.65±0.35	49.25±0.75	19.0±0.25
EE66/20/32	1	$66.0^{+1.2}_{-1.0}$	32.5±0.3	$20^{+0.3}_{-0.4}$	20.0-0.8	46.0min	22.2+0.7
EE66/27/33	1	66.0±1.0	32.5±0.3	$27.5_{-0.8}$	$20.0_{-0.7}$	46.0min	22.2+0.7
EE70/32/33	1	70.5±1.0	33.0±0.3	31.6±0.4	$22.0_{-0.7}$	48.0min	21.9+0.7
EE70/24/35	1	70.5±1.5	35.5±0.5	24.5±0.6	16.7±0.5	48.0min	24.8+0.6

铁氧体磁心
Ferrite Core

EE型磁心 EE Cores

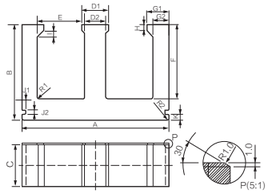

3

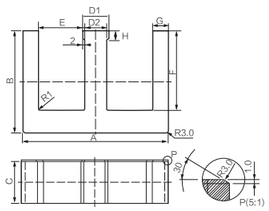

4

品名 Part No.	图号 Fig	磁心参数 Core parameters C1(mm^{-1})	le(mm)	Ae(mm^2)	Ve(mm^3)	重量 Weight(g/pc)	电感因数 AL LP3/LP3A	LP9/LP10	HP2
EE33/13/14	1	0.591	67.4	114	7684	41.0	3700	4600	
EE33/12.7/14.8	1	0.579	69.1	119.3	8244	41.0	3500	5200	
EE33/12.7/23.5	1	0.902	105	116.4	12222	62	2550	3600	
EE34/9/14	1	0.859	69.3	80.7	5593	28		3230	
EE40/12/21	1	0.719	96.4	134	12918	64	2600	4000	
EE41/12/17	1	0.522	77.8	149	11592	62.0	4000	5200	
EE41.3/12.7/15.4	1	0.463	73.1	158	11550	58	4600	6700	
EE41.3/12.7/15.8	1	0.458	73.9	161.2	11913	59	4600	6700	
EE41.3/28/14	1	0.213	69	323.5	22322	112		14000	
EE42/15/15	1	0.401	73	182	13286	66	5500	8000	
EE42/15/19	1	0.476	86.6	182	15761	80	3800	5300	
EE42/20/21	1	0.414	97.4	235	22889	113.0	5500	7500	
EE42.2/19.8/19.5	1	0.395	91.6	232	21251	106.0		7700	
EE46/18/20	1	0.514	99.2	193	19146	94	4100	6000	
EE50/15/22	1	0.424	95.8	226	21651	116	5500	7400	
EE51/24/15.8	1	0.229	78.2	341.5	26705	137	9000	13500	
EE55/25/24.5	1	0.271	112.3	415	46605	235	8500	12000	
EE55/21/28	1	0.347	123	354	43542	220	6700	8500	
EE55/25/28	1	0.295	124	420	52080	265	8000	9500	
EE55/21/20	1	0.257	91	354	32214	161		11500	
EE56/25/24.5	1	0.273	112.7	413	46545	236	6500		
EE56/21/25	1	0.316	113.6	359	40782	208	5500		
EE56/21/28	1	0.360	125	347	43375	220	6700	8500	
EE59/43/27.5	1	0.180	130.3	722	94077	470	12200	16800	
EE60/16/36	1	0.697	166	238	39508	195	3700	4700	
EE63/22/29	1	0.433	139.7	322.8	45095	225	4000	6000	
EE65/27/32	1	0.275	147	535	78645	392	7900	11500	
EE66/25/29	1	0.302	137	454	62198	155	5800		
EE66/20/32	1	0.372	148	398	58904	298		7500	
EE66/27/33	1	0.270	146	540	78840	390	7900	11500	
EE70/32/33	1	0.218	149	683	101767	512	10000	13500	
EE70/24/35	1	0.345	159	461	73299	370	6500	8000	

注：电感因数AL value　单位Unit:nH/N^2　测试条件Measuring conditions:10kHz,0.1V,25℃　公差Tolerance:±25%

铁氧体磁心
Ferrite Core

EE型磁心 EE Cores

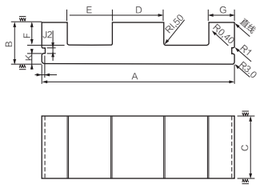

5

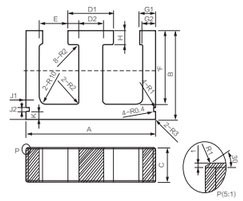

6

品名 Part No.	图号 Fig	尺寸Dimensions(mm) A	B	C	D	E	F	G	J	k	H
EE70/27/38	1	70.0±1.5	38.0±0.5	27.0±0.6	19.5±0.5	49.5min	28.0±0.5				
EE70/20/45	1	70.0±1.5	45.5±0.5	19.5±0.5	19.5±0.5	49.5min	35.5±0.5				
EE70/40/46	1	70.0±1.5	45.5±0.5	39.0±0.5	19.5±0.5	49.5min	35.5±0.5				
EE70/32/54	1	$70.0^{+1.3}_{-0.8}$	54.0±0.5	32.0-0.8	22.4-0.7	47.2min	43.0±0.4				
EE72/19/28	1	72.4±1.5	27.95±0.4	19.05±0.5	19.05±0.5	53.35±1.2	18.05±0.35				
EE73/19/28	1	73.0±1.5	27.9±0.3	19.0±0.4	19.0±0.4	52.6min	18.0±0.35				
EE75/32/41	1	75.0±1.5	41.0±0.5	31.6±0.6	26.6±0.5	55.0±1.0	31.0±0.5				
EE75B/33/39.5	1	75.0±1.2	39.5±0.2	33.0±0.5	24.5±0.4	52.5±1.0	28.0±0.3	7.5±0.3			
EE80/20/38	1	80.5±1.5	38.0±0.5	20.0±0.5	20.0±0.5	59.8min	28.0±0.5				
EE80/33/33	1	80.6+0/-2.0	33.0±0.5	33.2±0.5	20.0±0.5	59.0min	23.0±0.5				
EE82/20/38	1	82.0min	38.0±0.5	20.0±0.5	20.0+1.0	61.5min	28.0±0.5				
EE85/26/41.5	1	$85.0^{+2.0}_{-2.5}$	41.5±0.5	26.5±0.5	$26.6^{+0.6}_{-0.3}$	55.0min	27.0min				
EE85/26/44	1	$85.0^{+2.0}_{-2.5}$	44.0±1.0	26.5±0.5	$26.6^{+0.6}_{-0.3}$	55.0min	29.2+0.8				
EE85/31/45	1	$85.0^{+2.0}_{-2.5}$	45.5±0.5	31.5±0.5	$26.6^{+0.6}_{-0.3}$	55.0min	31.0+1.5				
EE86/35/57	1	$86.0^{+2.0}_{-2.5}$	57.0±0.5	35.0±0.6	28.0±0.6	56.5min	$43.0^{+0.8}_{-0.35}$				
EE100/28/45	1	100.0±2.0	45.0±0.5	28.0±0.6	28.0±0.6	71.5min	$31.5^{+0.9}_{-0.5}$				
EE100/28/60	1	100.0±2.0	60.0±1.2	28.0±0.6	28.0±0.6	71.5min	46.5±0.9				
EE110/36/40	1	$110.0^{+2.5}_{-1.0}$	40.0±0.5	36.0±1.0	36.0±1.0	74.2min	22.5±0.7				
EE110/36/48	1	$110.0^{+2.5}_{-1.0}$	48.0±0.5	36.0±1.0	36.0±1.0	74.2min	30.5±0.7				
EE110/18.5/56	1	111.0+2.0	55.5±0.5	18.5±0.8	36.0±1.0	76.0min	$38.0^{+0.7}_{-0.3}$				
EE110/20/56	1	$110.0^{+2.5}_{-1.0}$	55.5±0.5	20.0±0.8	36.0±1.0	74.2min	38.0±0.7				
EE110/25/56	1	$110.0^{+2.5}_{-1.0}$	55.5±0.5	25.0±0.8	36.0±1.0	74.2min	38.0±0.7				
EE110/36/56	1	$110.0^{+2.5}_{-1.0}$	55.5±0.5	36.0±1.0	36.0±1.0	74.2min	38.0±0.7				
EE118/35/77.5	1	$118.0^{+1.5}_{-2.5}$	77.5±0.5	35.0±0.7	35.0±0.5	82.0min	60.0±0.7				
EE118/35/86	1	$118.0^{+1.5}_{-2.5}$	$86.5^{+0.75}_{-0.5}$	35.0±0.7	35.0±0.5	82.0min	69.0±0.7				
EE120/35/78	3	$121.0^{+3.0}_{-2.0}$	78.0±1.5	$35.0^{+1.3}_{-0.5}$	22.0+2.0-0.8(D1) 18.0+1.8-0.6(D2)	36.0min	60.6±1.0	$18.0^{+1.8}_{-0.6}$(G1) $12.65^{+1.7}_{-0.5}$(G2)	$3.0^{+0.9}_{-0.3}$(J1) 3.0±0.3(J2)	$5.0^{+1.5}_{-0.4}$ I=K"	$6.0^{+1.5}_{-1.0}$
EE120/34.5/93	4	120.0±2.0	93.0±1.0	34.5±0.5	28.0±0.8(D1) 24.0±0.8(D2)	37.0min	76.5±1.0	10.0±0.6			15.0±0.6
EE120/34.5/88	1	120.0±2.0	88.0±1.0	34.5±0.5	14.0±0.4	104.0min	71.5±1.0				
EE124/40/56	1	$124^{+3.0}_{-2.0}$	56.0±1.0	40.0±1.0	40.0±2.0	86.0min	$39.0^{+1.0}_{-0.5}$				

铁氧体磁心
Ferrite Core

EE型磁心 EE Cores



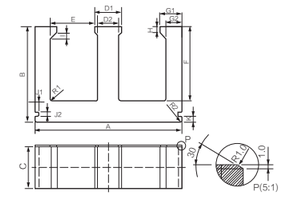

3

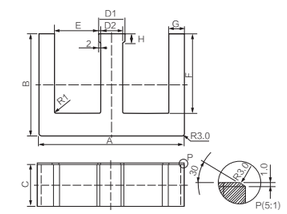

4

品名 Part No.	图号 Fig	磁心参数 Core parameters C1(mm^{-1})	le(mm)	Ae(mm^2)	Ve(mm^3)	重量 Weight(g/pc)	电感因数 AL LP3/LP3A	LP9/LP10	HP2
EE70/27/38	1	0.325	172.86	532.3	92013	460	5500		
EE70/20/45	1	0.508	203	400	81200	376	4700	6500	
EE70/40/46	1	0.264	203.7	772.2	157297	766	8620	12000	
EE70/32/54	1	0.329	231	702	162162	760	7200	9700	
EE72/19/28	1	0.372	137	368	50416	253			
EE73/19/28	1	0.372	137	368	50416	254	6480		
EE75/32/41	1	0.267	183.4	688	126179	657		11000	
EE75B/33/39.5	1	0.229	176.3	769	135575	662		13500	
EE80/20/38	1	0.461	184	399	73416	365	4500	7300	
EE80/33/33	1	0.243	165	678	111870	542		12000	
EE82/20/38	1	0.454	184.2	405.5	74693	380	4000		
EE85/26/41.5	1	0.241	181.1	752.4	136260	681	7500		
EE85/26/44	1	0.263	188	714	134232	675	8300	12500	
EE85/31/45	1	0.220	189	859	162351	848	10000	15000	
EE86/35/57	1	0.251	242	965	233530	1223	9000	13000	
EE100/28/45	1	0.279	212	760	161120	810	8000	11500	
EE100/28/60	1	0.358	272	760	206720	1030	6200	10000	
EE110/36/40	1	0.142	182	1280	232960	1170	15000		
EE110/36/48	1	0.167	214	1280	273920	1380	11500		
EE110/18.5/56	1	0.381	248.4	651.9	161932	800	5000		
EE110/20/56	1	0.350	246.4	705	173712	870	5000		
EE110/25/56	1	0.282	248.4	881	218840	1080	6500		
EE110/36/56	1	0.191	244	1280	312320	1560	10000	15800	
EE118/35/77.5	1	0.299	371	1240	460040	2185	7700		
EE118/35/86	1	0.328	407	1240	504680	2240	7000		
EE120/35/78	3	0.410	337	822	277014	1320	4500		
EE120/34.5/93	4	0.552	401	727	291527	1400	3500		
EE120/34.5/88	1	0.679	381	561	213741	1340	3000		
EE124/40/56	1	0.179	267.1	1492	398513	1920	12000		

注：电感因数AL value　　单位Unit:nH/N^2　　测试条件Measuring conditions:10kHz,0.1V,25℃　　公差Tolerance:±25%

铁氧体磁心
Ferrite Core

EE型磁心 EE Cores

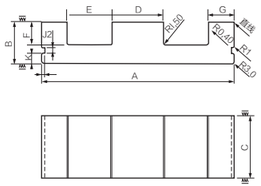

5

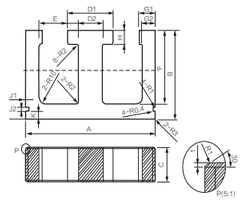

6

品名 Part No.	图号 Fig	尺寸Dimensions(mm) A	B	C	D	E	F	G	J	k	H
*EE128/40/63	1	130.0$^{+3.0}_{-2.0}$	63.0±1.0	40.0±1.0	41.0max	88.0min	43.0±1.0				
EE130/40/63	1	130.0$^{+3.0}_{-2.0}$	63.0±1.0	40.0±1.0	40.0±2.0	89.0min	46.0$^{+1.0}_{-0.5}$				
EE140/40/68	1	140.0±2.5	68.0±1.0	40.0±1.0	40.0±1.0	100.0min	48.0$^{+1.0}_{-0.5}$				
EE140/35/86	1	140.0±2.5	86.5$^{+0.75}_{-0.5}$	35.0±0.7	35.0±0.7	105Ref	69.0±0.5				
EE142/36/53	1	142.0±2.5	53.0±0.5	36.0±0.9	35.5±0.9	104.0min	35.0$^{+0.7}_{-0.5}$				
EE160/28/74	1	160.0±3.0	74.0$^{+1.0}_{-0.5}$	28.0±1.0	28.0±1.0	129min	60.0$^{+1.0}_{-0.5}$				
*EE160/40/83	1	162.0±2.5	83.0±0.5	40.0±1.5	40.0±2.0	120.0min	64.0±1.0				
EE168/28/80	2	168.0±3.2	80.0$^{+1.0}_{-0.5}$	28.0±1.0	56.0±1.5	110min	51.5$^{+1.0}_{-0.5}$				
E182/40/106	6	182.0±3.0	106.0±1.0	40.0±1.0	64.0±1.5(D1) 35.0±1.0(D2)	55.0±3.0	86.5$^{+1.5}_{-1.0}$	23.0±0.8(G1) 18.5±0.8(G2)	3.0±0.6(J1) 5.0±0.6(J2)	9.5±1.0	17.0±1.0
EE185/27/80	1	185.0$^{+5.0}_{-3.5}$	80.0±1.0	27.0±1.0	53.0±1.0	127min	53.5+1.5				
EE185/27/107	1	185.0$^{+5.0}_{-3.5}$	107.0±1.0	27.0±1.0	53.0±1.0	127min	80.5min				
*EE188/28/78	1	186.0±5.0	78.0±2.0	28.0±1.5	56.0±1.5	120min	48.5±2.0				
*EE190/40/84	1	189.0±2.0	84.0±1.0	40.0±1.0	39.0±1.5	147min	65.0±1.0				
EE192/30/79	1	192.5±1.5	79.5±1.0	30.0±0.5	60.0+1.0-2.0	130.0min	49.0$^{+1.0}_{-0.5}$				
EE200/40/80	1	200.0±1.5	80.0±1.0	40.0±1.0	40.0±1.0	156.0min	60.0±1.0				
E200/50/33	5	200.0±2.8	33.0±1.0	50.0±1.2	65.0±1.5	35.0±1.2	18.0±1.5	32.5±1.0	3.0±0.4(J1) 5.0±0.5(J2)	8.0±0.8	
EE200/40/130	1	200.0±4.0	130.0±1.0	40.0±1.5	40.0±1.5	157min	110.0±1.5				
*EE210/40/95	1	210.0±1.5	95.0±1.0	40.0±0.5	59.0±1.0	148.5min	65.0+1.5				
*EE220/40/95	1	218.0±2.0	95.0±1.0	40.0±1.0	58.0±2.0	153min	65.0±1.0				
*EE240/40/80	1	240.0±3.0	80.0±1.0	40.0±1.0	60.0+2.0-2.5	177min	50.5±1.0				
*EE240/40/118	1	240.0$^{+3.0}_{-7.0}$	118.0±1.0	40.0±1.0	60.0±2.0	177min	88.0±1.0				
*EE320/20/125	1	315.0±5.0	122.5±1.0	20.0±1.0	96.0±2.5	213.0min	74.0±1.5				
*EE320/40/160	1	320.0±4.0	160.0±1.0	40.0±1.5	80.0±2.0	237min	120.0±1.0				

铁氧体磁心
Ferrite Core

EE型磁心 EE Cores



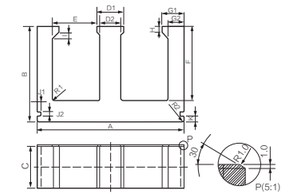

3

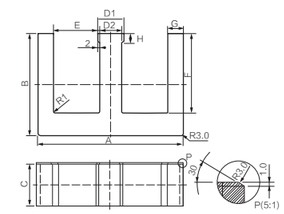

4

品名 Part No.	图号 Fig	磁心参数 Core parameters C1(mm^{-1})	le(mm)	Ae(mm^2)	Ve(mm^3)	重量 Weight(g/pc)	电感因数 AL LP3/LP3A	LP9/LP10	HP2
*EE128/40/63	1	0.195	294	1504	442176	2200	11000		
EE130/40/63	1	0.195	294	1504	442176	2200	11000		
EE140/40/68	1	0.196	314	1600	502400	2540	10000		
EE140/35/86	1	0.327	401	1225	491225	2335	7000	9500	
EE142/36/53	1	0.207	267	1292	344964	1840	10000		
EE160/28/74	1	0.483	389	805	313145	1435	4400		
*EE160/40/83	1	0.249	398	1600	636800	3200	8800		
EE168/28/80	2	0.227	356	1568	558208	2570	9100		
E182/40/106	6	0.350	511	1460	746060	3450	5000		
EE185/27/80	1	0.258	384	1490	572160	2840	8500		
EE185/27/107	1	0.331	492	1488	732096	3720	5000		
*EE188/28/78	1	0.260	380	1464	556320	2840	6500		
*EE190/40/84	1	0.284	437	1540	672980	3320	9000		
EE192/30/79	1	0.199	363.5	1824	663024	3315	10000		
EE200/40/80	1	0.261	418	1600	668800	3420	9000		
E200/50/33	5	0.100	201	2005	403005	2560	18000		
EE200/40/130	1	0.392	616	1570	967120	4565	5400		
*EE210/40/95	1	0.189	444.9	2358.4	1049252	4900	10800		
*EE220/40/95	1	0.191	456.68	2389.2	1091100	5455	11000		
*EE240/40/80	1	0.176	420	2392	1004640	5020	12500		
*EE240/40/118	1	0.239	572	2390	1367080	6590	9000		
*EE320/20/125	1	0.291	564	1940	1094160	5500	7000		
*EE320/40/160	1	0.239	765.7	3200	2450240	12250	8600		

注：电感因数AL value　　单位Unit:nH/N^2　　测试条件Measuring conditions:10kHz,0.1V,25℃　　公差Tolerance:±25%

铁氧体磁心
Ferrite Core

PEE EED型磁心 PEE EED Cores

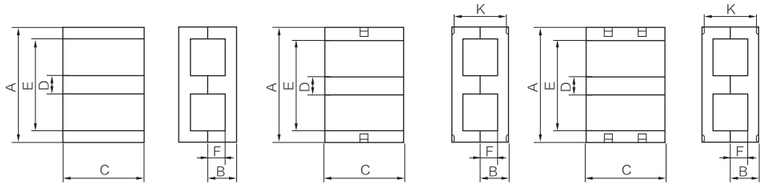

品名 Part No.	图号 Fig	尺寸Dimensions(mm) A	B	C	D	E	F	K	G	H	R
PEE14/5/3.5	1	14.0±0.3	3.5±0.15	5.0±0.1	3.0±0.05	11.0±0.25	2.0±0.15				
PEE14/5/3.5R	2	14.0±0.3	3.5±0.15	5.0±0.1	3.0±0.05	11.0±0.25	2.0±0.15	5.6			
PEE15/18/3.8	4	15.4±0.3	3.8±0.15	18.0±0.3	3.2±0.15	5.4±0.15	1.8±0.15		2.0±0.15	2.8±0.15	
PEE16/4.6/3.8	1	16.5±0.3	3.8±0.15	4.6±0.2	4.6±0.1	11.5±0.3	1.5±0.15				
PEE16/18/7	1	16.0±0.3	7.1±0.15	17.8±0.3	6.9±0.2	9.1±0.2	4.0±0.2				
PEE18/10/4.5	1	18.0±0.35	4.5±0.15	10.0±0.20	4.0±0.2	14.0±0.3	2.5±0.15				
PEE18/10/4	1	18.0±0.35	4.0±0.15	10.0±0.2	4.0±0.1	14.0±0.3	2.0±0.15				
PEE22/16/6	1	21.8±0.4	5.7±0.15	15.8±0.3	5.0±0.1	16.8±0.4	3.2±0.15				
PEE22/16/6R	2	21.8±0.4	5.7±0.15	15.8±0.3	5.0±0.1	16.8±0.4	3.2±0.15	10.4			
PEE25/16/6R	2	25.0±0.4	5.7±0.15	15.8±0.3	5.0±0.15	20.0±0.4	3.2±0.15	10.4			
PEE32/20/6	1	31.75±0.64	6.35±0.15	20.32±0.4	6.35±0.15	24.9min	3.18±0.2				
PEE32/20/6R	2	31.75±0.64	6.35±0.15	20.32±0.4	6.35±0.15	24.9min	3.18±0.2	10.6			
PEE38/25/8	1	38.1±0.8	8.3±0.2	25.4±0.5	7.6±0.2	30.2min	4.45±0.2				
PEE38B//25.4/6.8	7	38.1±0.8	6.81±0.25	25.4±0.5	7.62±0.2	30.48min	3.0±0.25				
PEE40/50.8/12.5	1	40.0±0.76	12.5±0.2	50.8±1.02	8.6±0.21	30.8min	4.3±0.25				
EED40/22/12.5	6	40.8±0.6	12.45±0.25	21.9±0.3	11.0±0.3	30.3min	8.65±0.25				
PEE43/28/7.8	1	43.2±0.9	7.8±0.2	27.9±0.6	8.1±0.2	34.7min	3.7±0.2				
PEE43/28/9.5	1	43.2±0.9	9.5±0.2	27.9±0.6	8.1±0.2	34.7min	5.4±0.2				
PEE44/23/16	1	43.8±0.6	16.0±0.2	$23.0^{+0.2}_{-0.5}$	9.6±0.25	33.8min	11.2±0.3				
PEE46/56/10.5R	3	46.0±0.8	10.5±0.2	56.5±0.6	8.1±0.2	36.5±0.6	6.25±0.2	9.1			
PEE48/23/16	1	47.8±0.6	16.0±0.2	$23.0^{+0.2}_{-0.5}$	9.6±0.25	37.8min	11.2±0.3				
PEE50/32/11	1	50.3±0.6	11.0±0.2	32.0±0.4	8.4±0.2	42.6±0.7	6.8±0.2				
PEE50.6/24/15.5	1	50.6±0.5	15.5±0.2	23.8±0.3	15.0±0.3	35.8min	8.5±0.2				
EE58/38/7.2	1	58.4±1.2	7.25±0.2	38.1±0.8	8.1±0.2	50.0min	4.0±0.2				
PEE58/38/10.5	1	58.4±1.2	10.5±0.2	38.1±0.8	8.1±0.2	50min	6.5±0.2				
EE58/38/15	1	58.4±1.2	15.0±0.2	38.1±0.8	8.1±0.2	50.0min	4.0±0.2				
EE58/38/17	1	58.4±1.2	17.0±0.2	38.1±0.8	8.1±0.2	50.0min	4.0±0.2				
PEE58/25/14	1	58.4±1.2	14.0±0.2	25.0±0.6	8.1±0.2	49.0min	10.0±0.25				
PEE59/43/27.5	1	59.0±0.8	27.5±0.3	43.0±0.6	$17.2_{-0.5}$	42.7min	18.8±0.3				

铁氧体磁心
Ferrite Core

PEE EED型磁心 PEE EED Cores

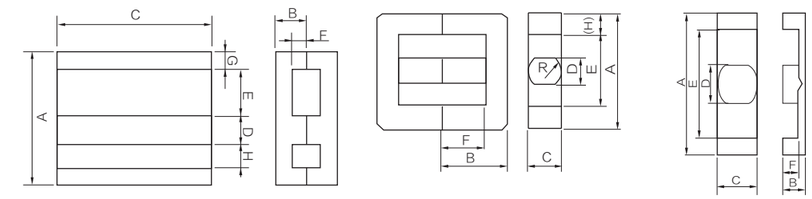

品名 Part No.	图号 Fig	磁心参数 Core parameters C1(mm^{-1})	le(mm)	Ae(mm^2)	Ve(mm^3)	重量 Weight(g/pc)	电感因数 AL LP3/LP3A	LP9/LP10	HP2
PEE14/5/3.5	1	1.448	20.7	14.3	296	1.2	1280	1700	
PEE14/5/3.5R	2	1.448	20.7	14.3	296	1.2	1280	1700	
PEE15/18/3.8	4	0.316	21.21	67.2	1425	15.2		6600	
PEE16/4.6/3.8	1	1.005	20.5	20.4	418	2.2	1300	2100	
PEE16/18/7	1	0.239	28.4	119	3380	17.0	7000	10100	
PEE18/10/4.5	1	0.625	24.7	39.5	976	5.3	3300	4300	
PEE18/10/4	1	0.618	24.3	39.3	955	5.0	3300	4300	
PEE22/16/6	1	0.415	32.5	78.3	2545	13.3	5150	6300	
PEE22/16/6R	2	0.415	32.5	78.3	2545	13.3	5150	6300	
PEE25/16/6R	2	0.452	35.7	79.0	2820	14.0	4700	5850	
PEE32/20/6	1	0.318	41.4	130	5382	29.0	6425	9500	
PEE32/20/6R	2	0.318	41.4	130	5382	29	6425	9500	
PEE38/25/8	1	0.270	52.4	194	10166	51	7940	10200	
PEE38B//25.4/6.8	7	0.158	84.5	234	19773	46			
PEE40/50.8/12.5	1	0.349	69.1	436.9	30190	152	105000	16300	
EED40/22/12.5	6	0.237	67.7	194	13134	260	6500	9000	
PEE43/28/7.8	1	0.267	54.3	229	12435	63	9000	13200	
PEE43/28/9.5	1	0.383	61.1	229	13992	77	8030	11000	
PEE44/23/16	1	0.136	84.6	221	18697	93	6000		
PEE46/56/10.5R	3	0.402	66.7	489	32616	160	13000	20500	
PEE48/23/16	1	0.274	88.8	221	19625	98	5700		
PEE50/32/11	1	0.225	72.6	265	19239	97	6500	10200	
PEE50.6/24/15.5	1	0.224	77	341.5	26296	134		14000	
EE58/38/7.2	1	0.262	68.36	305	20850	104	10200	14500	
PEE58/38/10.5	1	0.325	80.6	308	24825	164	8480	10700	
EE58/38/15	1	0.351	99.2	305	30256	150	7420		
EE58/38/17	1	0.468	107.2	305	32696	164	6870		
PEE58/25/14	1	0.180	94.5	202	19089	96	4700		
PEE59/43/27.5	1	0.282	130	722	93860	470	12200	15300	

注：电感因数AL value　　单位Unit:nH/N^2　　测试条件Measuring conditions:10kHz,0.1V,25℃　　公差Tolerance:±25%

铁氧体磁心
Ferrite Core

PEE EED型磁心 PEE EED Cores

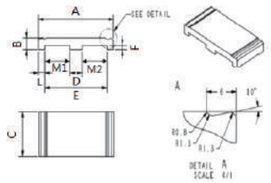

7

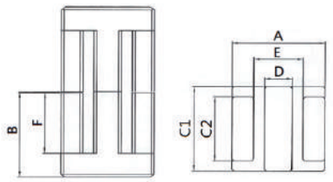

8

品名 Part No.	图号 Fig	尺寸Dimensions(mm) A	B	C	D	E	F	K	G	H	R
PEE60/25/25	1	60.7±1.1	25.0±0.2	25.2-0.8	17.2-0.5	44.0±1.0	16.5±0.3				
PEE60/50/9.5	1	60.0+0/-2.0	9.5±0.15	50.0+0/-2.0	12.0±0.2	48.0±0.8	3.6±0.2				
PEE64/50.8/9.75	3	64.0±1.3	9.75±0.2	50.8±1.0	10.2±0.2	53.8±1.1	$4.70^{+0.25}_{-0.15}$				
PEE64/50.8/10.2	1	64.0±1.3	10.2±0.2	50.8±1	10.2±0.2	53.8±1.1	5.1±0.2				
PEE64/50.8/10.2R	3	64.0±1.3	10.2±0.2	50.8±1	10.2±0.2	53.8±1.1	5.1±0.2	13.6			
PEE64/50.8/11	3	64.0±1.0	11.0±0.2	50.8±0.65	10.16±0.2	52.8min	$5.92^{+0.25}_{-0.2}$				
PEE64/50.8/14.3	1	64.0±0.76	14.3±0.2	50.8±0.64	10.16±0.2	52.9min	5.08±0.25				
PEE64/50.8/14.9	3	64.0±1.3	14.9±0.2	50.8±1.0	10.2±0.2	53.8±1.1	9.8±0.2				
PEE64/50.8/17	3	64.0±0.76	17.0±0.2	50.8±0.64	10.16±0.13	52.9min	$11.92^{+0.25}_{-0.15}$				
PEE64/50.8/18.3	3	64.0±0.76	18.3±0.2	50.8±0.64	10.16±0.13	52.9min	$13.22^{+0.25}_{-0.15}$				
PEE66/50.8/15.2	1	66.0±0.7	15.2±0.2	50.8±1.0	10.2±0.2	53.8±0.7	8.1±0.3				
PEE70/32/17.5	1	70.5±1.0	17.5±0.2	32.0-0.8	22.0-0.7	48.0min	8.1±0.2				
PEE103.8/37.5/11	7	103.8±2.0	11.0±0.25	37.5±0.75	14.0±0.3	87.8min	3.0±0.25				
EED17/15.2/15.2	8	17.0±0.35	15.25±0.1	15.2±0.3(C1) 11.5±0.2(C2)	5.0±0.15	9.0±0.2	10.9min				
EED24/9.5/10	6	24.0±0.5	10.0±0.3	9.5±0.25	6.5±0.25	17.5±0.5	7.5±0.3				
EED108/32/71.4	5	108.0±2.0	71.4±0.8	32.0±0.8	24.0±1.0	66.0min	51.7±0.8			20	15
EED130/36/86	5	130.0±2.5	86.0±0.8	36.0±0.8	27.0±0.8	74.0min	64.3±0.8			27	16.5
EED143/42/81	5	143.0±2.5	81.0±0.8	42.0±0.8	33.0±1.0	86.0min	54.0±0.8			27.5	20.5

铁氧体磁心
Ferrite Core

PEE EED型磁心 PEE EED Cores



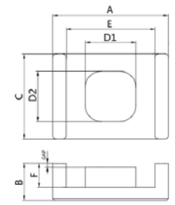

9

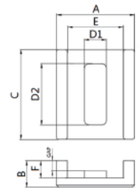

10

品名 Part No.	图号 Fig	磁心参数 Core parameters C1(mm^{-1})	le(mm)	Ae(mm^2)	Ve(mm^3)	重量 Weight(g/pc)	电感因数 AL LP3/LP3A	LP9/LP10	HP2
PEE60/25/25	1	0.282	118	418	49324	255	8200		
PEE60/50/9.5	1	0.115	68.8	600	41280	206			
PEE64/50.8/9.75	3	0.151	77.9	516	40196	200	15000	19000	
PEE64/50.8/10.2	1	0.154	79.9	519	41468	200	14640	18500	
PEE64/50.8/10.2R	3	0.154	79.9	519	41468	200	14640	18500	
PEE64/50.8/11	3	0.160	82.8	516	42725	208	14000	18000	
PEE64/50.8/14.3	1	0.187	96.4	516	49742	220	12600	15500	
PEE64/50.8/14.9	3	0.191	98.4	516	50774	230	12600	15500	
PEE64/50.8/17	3	0.207	106.8	516	55109	275		11700	
PEE64/50.8/18.3	3	0.217	112	516	57792	200±8	11100		
PEE66/50.8/15.2	1	0.148	94	635	59690	300			
PEE70/32/17.5	1	0.143	92.4	648	59875	300	15000	19300	
PEE103.8/37.5/11	7	0.276	187.6	679	127380	336	13600		
EED17/15.2/15.2	8			46(边柱)				4800	
EED24/9.5/10	6	1.101	54.5	49.5	2698	14	2500		
EED108/32/71.4	5	0.314	330	1050	346500	1630			20800
EED130/36/86	5	0.274	340	1243	422620	2700			21800
EED143/42/81	5	0.186	328.9	1765.1	580541	3170			30800

注：电感因数AL value　　单位Unit:nH/N^2　　测试条件Measuring conditions:10kHz,0.1V,25℃　　公差Tolerance:±25%

铁氧体磁心
Ferrite Core

PEI型磁心 PEI Cores



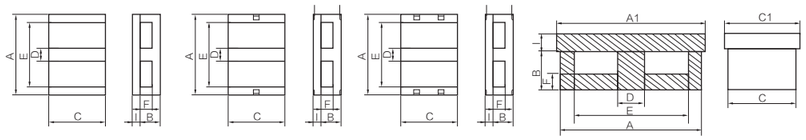

1 2 3 4

品名 Part No.	图号 Fig	尺寸Dimensions(mm) A	B	C	D	E	F	K	I	H
PEI14/5/5	1	14.0±0.3	3.5±0.15	5.0±0.1	3.0±0.05	11.0±0.25	2.0±0.13		1.8±0.05	
PEI14/5/5R	2	14.0±0.3	3.5±0.15	5.0±0.1	3.0±0.05	11.0±0.25	2.0±0.13	4.3	1.8±0.05	
PEI14/8/8	1	14.0±0.25	6.1±0.15	8.0±0.2	3.0±0.1	10.8min	4.3±0.15		1.8±0.1	
PEI18/10/6	1	18.0±0.35	4.0±0.15	10.0±0.2	4.0±0.1	14.0±0.3	2.0±0.15		2.0±0.1	
PEI18/10/6.6	1	18.0±0.35	4.6±0.15	10.0±0.20	4.0±0.2	14.0±0.3	2.7±0.15		2.0±0.05	
PEI18/10/8	1	18.0±0.35	6.0±0.15	10.0±0.2	4.0±0.1	14.0±0.3	4.0±0.15		2.0±0.15	
PEI18/10/8.5	1	18.0±0.35	6.5±0.2	10.0±0.30	4.0±0.2	14.0±0.3	4.5±0.2		2.0±0.1	
PEI18/10/9.35	1	18.0±0.3	7.35±0.15	10.0±0.2	4.0±0.1	14.0±0.2	5.35±0.15		2.0±0.1	
PEI22/12/8	1	21.8±0.4	5.7±0.15	12.0±0.3	5.0±0.1	16.8±0.4	3.3±0.15		2.5±0.1	
PEI22/16/8R	2	21.8±0.4	5.7±0.15	15.8±0.3	5.0±0.1	16.8±0.4	3.2±0.15	4.7	2.5±0.1	
PEI22/16/8.6	1	21.8±0.4	6.1±0.15	15.8±0.3	5.0±0.1	16.8±0.4	3.6±0.15		2.5±0.1	
PEI 22/16/9	1	21.8±0.4	6.5±0.2	15.8±0.3	5.0±0.15	16.5min	4.0±0.2		2.5±0.1	
PEI22/16/9.2	1	21.8±0.4	6.7±0.15	15.8±0.3	5.0±0.15	$16.8^{+0.4}_{-0.3}$	4.2±0.2		2.5±0.05	
PEI25/16/6	1	25.0±0.4	5.7±0.15	15.8±0.3	5.0±0.15	20.0±0.4	3.2±0.2	4.7	2.5±0.1	
PEI32/20/9.5	1	31.75±0.64	6.35±0.15	20.32±0.4	6.35±0.15	24.9min	3.18±0.2		3.18±0.13	
PEI32//20/9.5R	2	31.75±0.64	6.35±0.15	20.32±0.4	6.35±0.15	24.9min	3.18±0.2	7.4	3.18±0.13	
PEI38/25/12	1	38.1±0.8	8.3±0.2	25.4±0.5	7.6±0.2	30.2min	4.45±0.2		3.8±0.15	
PEI43/28/14	1	43.2±0.9	9.5±0.2	27.9±0.6	8.1±0.2	34.7min	5.4±0.2		4.1±0.13	
PEI50/32/15	1	50.3±0.8	11.0±0.2	32.0±0.4	8.4±0.2	42.6±0.7	6.8±0.2		4.2±0.1	
PEI58/38/14	1	58.4±1.2	10.5±0.2	38.1±0.8	8.1±0.2	50min	6.5±0.2		4.0±0.1	
PEI58/38/15	1	58.4±1.0	11.0±0.2	38.1±0.8	8.1±0.2	50.0min	7.0±0.2		4.0±0.1	
PEI58/38/15.5	1	58.4±1.2	11.4±0.2	38.1±0.8	8.1±0.2	50.0min	7.4±0.2		4.1±0.15	
PEI58/38/16	1	58.4±1.0	11.7±0.2	38.1±0.5	8.1±0.2	50.2min	7.6±0.2		4.1±0.15	
PEI64/50/15	1	64.0±1.3	10.2±0.2	50.8±1.0	10.2±0.2	53.8±1.1	5.1±0.2		5.1±0.2	
PEI64/50/15R	3	64.0±1.3	10.2±0.2	50.8±1.0	10.2±0.2	53.8±1.1	5.1±0.2	8.5	5.1±0.2	
PEI52/25/17	4	52.0-1.2 55.0-1.2(A1)	12.0±0.2	25.0±0.4 28.0±0.4(C1)	10.0±0.2	41.0min	5.0±0.2		5.0±0.1	
PEI56/26/21	4	56.0-1.2 60.0-1.2(A1)	14.0±0.2	26.0±0.4 29.0±0.45(C1)	14.0±0.25	41.0min	7.0±0.2		7.0±0.15	

铁氧体磁心
Ferrite Core

PEI型磁心 PEI Cores



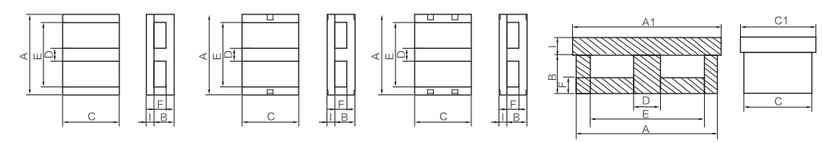

1 2 3 4

品名 Part No.	图号 Fig	磁心参数 Core parameters C1(mm⁻¹)	le(mm)	Ae(mm²)	Ve(mm³)	重量 Weight(g/pc)	电感因数 AL LP3/LP3A	LP9/LP10
PEI14/5/5	1	1.155	16.4	14.2	233	1.1	1500	2100
PEI14/5/5R	2	1.155	16.4	14.2	233	1.1	1500	2100
PEI14/8/8	1	0.831	21.6	26	562	2.8		2900
PEI18/10/6	1	0.514	20.3	39.5	802	4.1	3800	4800
PEI18/10/6.6	1	0.549	21.7	39.5	857	4.5	3200	
PEI18/10/8	1	0.608	24.3	40	972	7	2800	4500
PEI18/10/8.5	1	0.630	25.2	40	1008	5.2	2600	3600
PEI18/10/9.35	1	0.588	23.5	40	940	7	2900	4600
PEI22/12/8	1	0.438	26.3	60.0	1578	8.0	4000	5500
PEI22/16/8R	2	0.332	26.1	78.5	2049	10.5	5200	6800
PEI22/16/8.6	1	0.339	26.8	79	2117	12.1	5200	6800
PEI 22/16/9	1	0.373	29.3	78.5	2300	11.7	5200	6800
PEI22/16/9.2	1	0.361	28.3	78.5	2222	11.2	5000	6600
PEI25/16/6	1	0.370	29.24	79.0	2308	12.0	4800	6500
PEI32/20/9.5	1	0.270	35.1	130.0	4563	22.0	7350	10000
PEI32//20/9.5R	2	0.270	35.1	130	4563	22	7350	10000
PEI38/25/12	1	0.225	43.7	194	8478	42	9250	11700
PEI43/28/14	1	0.220	50.4	229	11542	55	9250	11700
PEI50/32/15	1	0.223	59	265	15635	80	9300	12500
PEI58/38/14	1	0.218	67.7	310	20987	108	9970	12200
PEI58/38/15	1	0.224	69.1	309	21352	107	9700	13000
PEI58/38/15.5	1	0.232	71.3	307	21889	112	9700	13000
PEI58/38/16	1	0.227	70.3	310	21793	110	7200	12000
PEI64/50/15	1	0.134	69.7	519	36174	180	15400	19500
PEI64/50/15R	3	0.134	69.7	519	36174	180	15400	19500
PEI52/25/17	4	0.246	61	248.3	15146	85	6500	10000
PEI56/26/21	4	0.175	63.7	364.5	23219	120	9000	14000

注：电感因数AL value　单位Unit:nH/N²　测试条件Measuring conditions:10kHz,0.1V,25℃　公差Tolerance:±25%

铁氧体磁心
Ferrite Core

EI型磁心 EI Cores

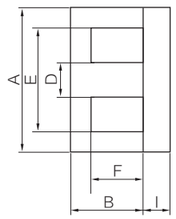

1

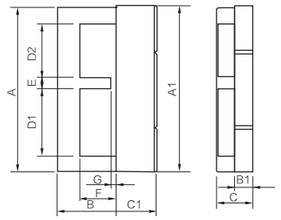

2

品名 Part No.	图号 Fig	尺寸Dimensions(mm) A	B	C	D	E	F	I
EI16/4.8/14.7	1	16.0±0.3	12.7±0.3	4.8±0.2	4.0±0.2	11.8min	10.8±0.2	2.0±0.2
EI18/10/8	1	18.0±0.3	6.0±0.3	10.0±0.2	4.0±0.2	14.0±0.3	4.0±0.2	2.0±0.2
EI19/4.8/15.9	1	19.0±0.3	13.55±0.3	4.85±0.25	4.85±0.25	14.0±0.3	11.3±0.3	2.35±0.2
EI22/5.7/19	1	22.0±0.4	15.0±0.4	5.75±0.25	5.75±0.25	16.0±0.4	11.0±0.2	4.0±0.2
EI25/6.7/19	1	25.1±0.4	16.25±0.4	6.75±0.25	6.5±0.3	19.1min	13.25±0.25	2.75±0.15
EI28/10.7/20.8	1	28.0±0.4	17.3±0.4	10.7±0.3	7.2±0.3	18.6min	12.8±0.2	3.5±0.15
EI29/10.7/20.9	1	28.8±0.4	17.4±0.3	10.75±0.3	7.25±0.3	19.2min	12.8±0.2	3.5±0.15
EI29/21.3/27.1	1	29.1±0.4	21.6±0.25	$21.3^{+0.2}_{-0.6}$	10.0±0.3	20.7±0.4	16.6+0.3	5.5±0.2
EI30/10.6/26.7	1	30.6±0.5	21.25±0.25	10.65±0.35	10.65±0.35	20.0min	16.5±0.3	5.5±0.2
EI33/12.7/28.5	1	33.0±0.6	23.5±0.5	12.7±0.3	9.7±0.3	23.6min	19.0±0.5	5.0±0.3
EI34/12.7/29.2	1	34.0±0.5	24.0±0.3	12.7±0.3	9.7±0.3	24.5min	19.2±0.3	5.2±0.2
EI40/11.6/34.75	1	40.0±0.6	27.25±0.3	11.65±0.35	11.65±0.35	27.2min	20.25±0.25	7.5±0.25
EI50/14.8/42.3	1	50.0±1.2	33.3±0.4	14.8±0.6	14.8±0.6	34.0min	24.8±0.4	9.0±0.4
EI60/15.6/44.1	1	$60.0^{+1.2}_{-0.8}$	36.0±0.4	15.6±0.4	15.6±0.4	43.7min	28.0±0.3	8.1±0.2
EI70/19.5/56	1	70.0±1.5	45.5±0.5	19.5±0.5	19.5±0.5	49.5min	35.5±0.5	10.5±0.5
EI118/35/104	1	$118.0^{+1.5}_{-2.5}$	$86.5^{+0.75}_{-0.5}$	35.0±0.7	35.0±0.5	82.0min	69.0±0.5	17.5±0.5
EI130/40/80	1	$130.0^{+3.0}_{-2.0}$	63.0±1.0	40.0±1.0	40.0±2.0	89.0min	46.3±0.8	17.0±0.8
EI160/28/88	1	160.0±3.0	74.3±0.8	28.0±1.0	28.0±1.0	129.0min	60.3±0.8	14.0±0.5
EI160/54/88	1	160.0±3.0	74.3±0.8	54.0±1.5	28.0±1.0	129.0min	60.3±0.8	14.0±0.5
EI188/40/122	1	188.0±4.0	102.0±1.0	40.0±1.0	40.0±1.0	148min	82.0±1.0	20.0±0.5
EI200/40/147	1	200.0±4.0	127.0±1.0	40.0±1.5	40.0±1.5	157.0min	108.5±1.5	20.0±1.0
EI200/40/150	1	200.0±4.0	130.0±1.0	40.0±1.5	40.0±1.5	157.0min	110.0±1.5	20.0±1.0
EI20.4	2	20.40±0.25（A) $20.65^{+0.5}_{-0}$（A1)	6.50±0.1（B) $2.00^{+0.05}_{-0.1}$（B1)	4.00±0.2（C) 4.50±0.2（C1)	8.30±0.2（D1) 6.60±0.2（D2)	1.50±0.15	4.00±0.15	0.23 REF
EI22.3	2	22.2±0.25(A) 22.6+0.5/-0(A1)	6.5±0.1(B) 2.45±0.1(B1)	4.0±0.2(c) 4.9±0.1(C1)	8.3±0.2(D1) 6.4±0.2(D2)	1.5±0.15	4.0±0.15	0.11Ref
EI27.7	2	27.7±0.25（A) $27.9^{+0.5}_{-0}$（A1)	8.5±0.1（B) 3.0±0.1（B1)	4.5±0.2（C) 4.5±0.2（C1)	13.6±0.2（D1) 8.4±0.2（D2)	1.5±0.15	6.0±0.15	0.17-0.23

铁氧体磁心
Ferrite Core

EI型磁心 EI Cores

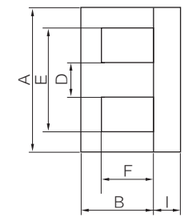

1



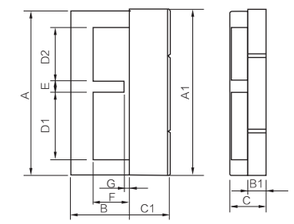

2

品名 Part No.	图号 Fig	磁心参数 Core parameters C1(mm^{-1})	le(mm)	Ae(mm^2)	Ve(mm^3)	重量 Weight(g/pc)	电感因数 AL LP3/LP3A	LP9/LP10
EI16/4.8/14.7	1	1.910	35.9	18.8	675	3.4	1200	1500
EI18/10/8	1	0.608	24.3	40	972	4.8	3000	
EI19/4.8/15.9	1	1.682	39.2	23.3	913	4.6	1300	1650
EI22/5.7/19	1	1.149	42.5	37.0	1573	8.5	1950	2500
EI25/6.7/19	1	1.221	48.6	39.8	1934	9.7	1900	2350
EI28/10.7/20.8	1	0.589	49.6	84.2	4176	20.7	3800	4900
EI29/10.7/20.9	1	0.589	50.1	85.1	4264	22.8	3800	4900
EI29/21.3/27.1	1	0.294	58.8	200	11760	59		9500
EI30/10.6/26.7	1	0.535	58.9	110.0	6479	33.6	3500	5100
EI33/12.7/28.5	1	0.563	67.0	119.0	7973	41	3800	5100
EI34/12.7/29.2	1	0.568	68.7	121.0	8313	43	3750	5050
EI40/11.6/34.75	1	0.525	77.2	147.0	11348	58.8	4700	5500
EI50/14.8/42.3	1	0.409	94	230	21620	115	5100	
EI60/15.6/44.1	1	0.458	110.0	240.0	26400	137	4700	6250
EI70/19.5/56	1	0.340	132.0	388.0	51216	266	6500	
EI118/35/104	1	0.195	238	1219	290122	1440	11000	
EI130/40/80	1	0.136	207	1517	314019	1570	14000	
EI160/28/88	1	0.328	260	793	206180	1010	6200	
EI160/54/88	1	0.177	260	1473	382980	2020	11500	
EI188/40/122	1	0.213	335	1575	527625	2760	10000	14000
EI200/40/147	1	0.274	407	1485	604395	3000	7200	
EI200/40/150	1	0.254	404	1589	641956	3200	7200	
EI20.4	2	2.010	20.8	10.35	215	2.3	800	
EI22.3	2	1.969	21.56	10.95	236	2.85	900	
EI27.7	2	2.538	30.2	11.9	359	3.9	600	

注：电感因数AL value　　单位Unit:nH/N^2　　测试条件Measuring conditions:10kHz,0.1V,25℃　　公差Tolerance:±25%

铁氧体磁心
Ferrite Core

EER ETD EC型磁心 EER ETD EC Cores



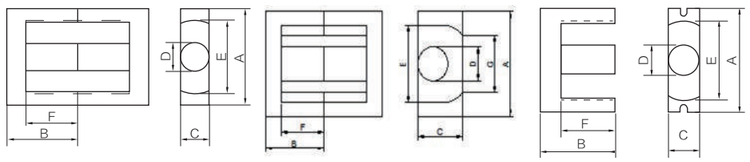

1 2 3

品名 Part No.	图号 Fig	尺寸Dimensions(mm) A	B	C	D	E	F	G
EER19/5.1/8	1	19.0±0.3	8.05±0.2	5.1±0.2	5.1±0.2	14.5±0.3	5.65±0.2	
EER28/11.4/14	1	28.55±0.55	14.0±0.2	11.4±0.25	9.9±0.25	21.8min	9.65±0.25	
EER30/20.3/9.4	1	30.0±0.5	9.4±0.2	20.3±0.3	13.3±0.25	25.0min	6.7±0.2	
EER35/17/20.9	2	35.3±0.5	20.9±0.2	17.1±0.3	11.3±0.3	25.8±0.3	15.4±0.2	19.7+0.85
EER35/11.4/21.4	1	35.0±0.65	21.4±0.2	11.4±0.35	11.3±0.25	27.0±0.6	15.4±0.3	
EER40/15/21.3	1	40.15±0.65	21.3±0.2	15.0±0.2	14.0±0.25	30.7min	15.3±0.2	
EER40B/13.3/22.8	1	40.0±0.5	22.8±0.2	13.3±0.25	13.3±0.25	29.5min	15.8±0.3	
EER42/19.8/21.5	1	42.5±0.7	21.5±0.3	19.8±0.4	17.15±0.25	32.2min	15.8±0.3	
EER53/21.4/23.2	1	53.2±0.8	23.2±0.3	21.4±0.3	19.9±0.3	38.70min	16.7±0.3	
ETD29/9.4/16.1	1	29.8±0.8	16.1±0.2	9.4±0.2	9.4±0.2	22.2min	11.3±0.3	
ETD34/10.8/17.3	1	34.2±0.8	17.3±0.2	10.8±0.3	10.8±0.3	25.6min	12.1±0.3	
ETD35/11.3/20.9	1	35.0±0.7	20.9±0.25	11.3±0.4	11.3±0.4	27.1±0.7	14.9±0.3	
ETD39/12.7/21	1	39.3±0.8	21.0±0.2	12.7±0.3	12.7±0.3	29.3 min	15.5±0.2	
ETD44/14.8/22.5	1	44.0±1.0	22.5±0.2	14.8±0.4	14.8±0.4	32.6min	16.7±0.2	
ETD49/16.4/24.7	1	48.7±1.1	24.7±0.2	16.4±0.5	16.3±0.4	37.0±0.9	18.1±0.4	
ETD49A/17/26.8	1	48.7±1.1	26.8±0.2	17.1±0.5	17.0±0.4	37.2±0.9	19.1±0.4	
ETD54/19/27.6	1	54.5±1.3	27.6±0.2	18.9±0.4	18.9±0.4	41.2±1.0	20.2±0.4	
ETD59/21.6/31	1	59.8±1.3	31.0±0.2	21.65±0.45	21.65±0.45	44.7±1.1	22.5±0.4	
ETD61.3/22.7/31.4	1	61.3±1.2	31.4±0.2	22.75±0.45	22.75±0.45	46.25±0.9	22.5±0.35	
ETD66/25.4/35.3	1	66.0±1.5	35.3±0.2	25.4±0.5	25.4±0.5	46.6min	25.4±0.4	
ETD66B/25.4/40.2	1	66.0±1.3	40.2±0.2	25.4±0.5	25.0±0.5	49.1min	30.3±0.4	
EC34/9.5/17.3	3	34.5±0.8	17.3±0.2	9.5±0.3	9.5±0.3	22.2min	12.25±0.3	
EC70/16.4/34.5	3	70.0±1.7	34.5±0.5	16.4±0.5	16.4±0.5	44.5±1.2	22.7±0.5	
EC75/15/30	4	75.0±1.5	30.0±0.3	15.0±0.5	24.0±0.5	$54.0^{+2.4}_{-0}$	$20.0^{+0.6}_{-0.3}$	
EC76/26.8/38.8	6	76.0±1.5	38.8±0.3	26.8±0.5	28.8±0.5	54.8min	30.0±0.4	5.2±0.5
EC79/16.4/42	3	79.0±1.7	42.0±0.5	16.4±0.5	16.4±0.5	52.8min	30.3±0.45	
EC79B/26.4/42.5	5	79.0±1.7	42.5±0.5	26.4±0.5	16.4±0.5	55.4±1.2	30.7±0.9	
EC80/28/42	3	80.5±1.6	42.0±0.5	28.0±0.8	28.0±0.8	57.5±1.5	30.0±0.5	
EC90/30/45	3	90.0±1.8	45.0±0.65	30.0±1.0	30.0±1.0	70.0±1.5	35.5±0.5	
EC102/36/58	3	102.0±2.0	58.0±0.5	36.0±1.0	36.0±1.0	76.0±1.8	45.0±0.65	
EC120/30/50.5	3	120.0±2.0	50.5±0.65	30.0±1.0	30.0±1.0	93.3min	35.5±0.5	

铁氧体磁心
Ferrite Core

EER ETD EC型磁心 EER ETD EC Cores

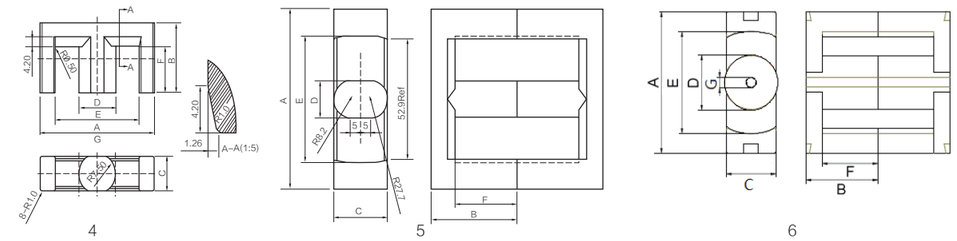

4 5 6

品名 Part No.	图号 Fig	磁心参数 Core parameters C1(mm⁻¹)	le(mm)	Ae(mm²)	Ve(mm³)	重量 Weight(g/pc)	电感因数 AL LP3A	LP9/LP10	LP4
EER19/5.1/8	1	1.781	39.9	22.4	894	4	1270	1620	
EER28/11.4/14	1	0.765	63.6	83.1	5285	28	2700	3600	
EER30/20.3/9.4	1	0.345	47.2	137	6466	33	5900	8400	
EER35/17/20.9	2	0.677	86.0	126.9	10908	73	3500	5000	
EER35/11.4/21.4	1	0.865	92.6	107	9908	51.2	2600	3500	
EER40/15/21.3	1	0.614	96.4	157	15135	79	3600	4700	
EER40B/13.3/22.8	1	0.686	99.4	145	14413	75			
EER42/19.8/21.5	1	0.433	97.5	225	21938	112	5000	6300	
EER53/21.4/23.2	1	0.352	109	310	33790	178	6300	9000	
ETD29/9.4/16.1	1	0.934	71.7	76.8	5507	27.6	2500	3500	
ETD34/10.8/17.3	1	0.878	80.5	91.7	7382	40	2700	3700	
ETD35/11.3/20.9	1	0.858	91	106	9658	51.4	2600	3500	
ETD39/12.7/21	1	0.774	96.8	125	12100	64	3100	4100	
ETD44/14.8/22.5	1	0.618	105	170	17850	90	3700	5100	
ETD49/16.4/24.7	1	0.535	114	213	24282	124	4140	6100	
ETD49A/17/26.8	1	0.487	116	238	27608	154	4500	6500	
ETD54/19/27.6	1	0.454	127	280	35560	180	4500	7100	
ETD59/21.6/31	1	0.378	139	368	51152	260	5400	7800	
ETD61.3/22.7/31.4	1	0.357	141.4	396	55994	302			
ETD66/25.4/35.3	1	0.304	156	514	80184	400	6600	9900	
ETD66B/25.4/40.2	1	0.368	178	484	86152	432		8200	
EC34/9.5/17.3	3	0.864	75.2	87.0	6542	33	2500	3400	
EC70/16.4/34.5	3	0.514	144	280	40320	250	4800	6800	
EC75/15/30	4	0.478	155.5	325	50538	250			5000
EC76/26.8/38.8	6	0.308	178	577	102706	514		11000	
EC79/16.4/42	3	0.623	175	281	49175	255	3500	4700	
EC79B/26.4/42.5	5	0.396	176	445	78320	434	5400	7300	
EC80/28/42	3	0.307	195	635	123825	615	8100	11000	
EC90/30/45	3	0.332	216	651	140616	665	6400	8700	
EC102/36/58	3	0.282	275	975	268125	1300	7500	10500	
EC120/30/50.5	3	0.314	247	786	194142	1000	7000	9900	

注：电感因数AL value　　单位Unit:nH/N²　　测试条件Measuring conditions:10kHz,0.1V,25℃　　公差Tolerance:±25%

铁氧体磁心
Ferrite Core

EPC型磁心 EPC Cores

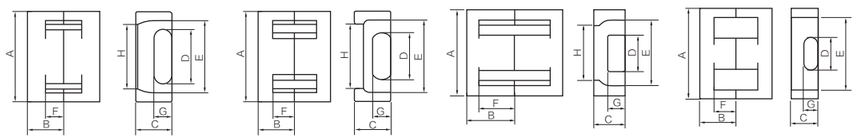

1 2 3 4

品名 Part No.	图号 Fig	尺寸Dimensions(mm) A	B	C	D	E	F	G	H
EPC10.2/3.4/4	1	10.25±0.25	4.05±0.2	3.4±0.15	5.1±0.1	7.6min	2.65±0.2	1.9±0.1	5.3min
EPC13/4.6/6.6	2	13.3±0.3	6.6±0.2	4.6±0.2	5.6±0.2	10.5min	4.5±0.2	2.1±0.1	8.3min
EPC17/6/8.55	2	17.6±0.4	8.55±0.2	6.0±0.2	7.7±0.2	14.3min	6.05±0.2	2.8±0.2	11.5min
EPC19/6/9.75	2	19.1±0.5	9.75±0.2	6.0±0.2	8.5±0.2	15.8min	7.25±0.2	2.5±0.2	13.7Ref
EPC25/8/12.5	2	25.1±0.5	12.5±0.2	8.0±0.2	11.5±0.2	20.6min	9.0±0.3	4.0±0.2	17.1min
EPC27/8/16	2	27.1±0.5	16.0±0.2	8.0±0.2	13.0±0.3	21.6min	12.0±0.3	4.0±0.2	19.0Ref
EPC30/8/17.5	2	30.1±0.5	17.5±0.2	8.0±0.2	15.0±0.3	23.6min	13.0±0.3	4.0±0.2	20.4Ref
EPC39/17/25.2	3	39.0±0.5	25.2±0.25	17.0±0.35	14.5±0.25	29.5min	20.3±0.25	11.2±0.25	25.4min
EPC46.5/19.6/22.5	1	46.5±0.6	22.5±0.2	19.6±0.3	20.8±0.4	36.7min	15.8±0.3	11.7±0.3	29.6min
EPC48/17.6/27.5	3	48.0±0.6	27.5±0.2	17.6±0.3	20.6±0.4	36.0min	20.5±0.3	9.7±0.3	30.0min
EPC61/13.3/30.9	4	61.2±0.8	30.9±0.3	13.3±0.3	28.2±0.4	46.4min	22.5±0.4	8.5±0.3	

品名 Part No.	图号 Fig	磁心参数 Core parameters C1(mm^{-1})	le(mm)	Ae(mm^2)	Ve(mm^3)	重量 Weight(g/pc)	电感因数 AL LP3/LP3A	LP9/LP10
EPC10.2/3.4/4	1	1.896	17.8	9.39	167	1.1	950	
EPC13/4.6/6.6	2	2.448	30.6	12.5	383	2.1	850	
EPC17/6/8.55	2	1.763	40.2	22.8	917	4.5	1200	1450
EPC19/6/9.75	2	2.031	46.1	22.7	1046	5.2	1050	
EPC25/8/12.5	2	1.276	59.2	46.4	2747	13.2	1550	
EPC27/8/16	2	1.339	73.1	54.6	3991	18.00	1500	
EPC30/8/17.5	2	1.338	81.6	61.0	4978	23.00	1550	2700
EPC39/17/25.2	3	0.760	124.5	163.9	20406	93.50	3300	
EPC46.5/19.6/22.5	1	0.463	100.0	216.0	21600	125.00	4600	
EPC48/17.6/27.5	3	0.483	102.5	212.0	21730	105.00	4200	
EPC61/13.3/30.9	4	0.714	150.0	210.0	31500	151.00	3300	

注：电感因数AL value　　单位Unit:nH/N^2　　测试条件Measuring conditions:10kHz,0.1V,25℃　　公差Tolerance:±25%

铁氧体磁心
Ferrite Core

EFD型磁心 EFD Cores

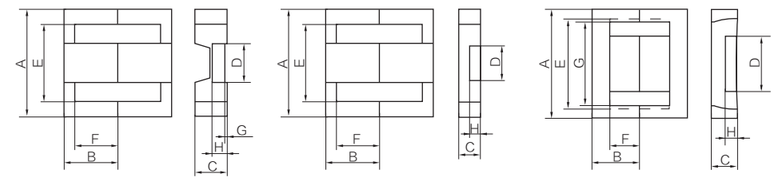

1 2 3

品名 Part No.	图号 Fig	尺寸Dimensions(mm) A	B	C	D	E	F	G	H
EFD10/2.7/5.2	1	10.5±0.3	5.2±0.2	2.7±0.1	4.6±0.2	7.65±0.3	3.75±0.2	0.2Ref	1.5±0.2
EFD11.8/4.7/6	2	11.8±0.25	6.05±0.2	4.7±0.15	4.5±0.15	8.7±0.3	4.55±0.2		2.9±0.1
EFD12/3.5/7.7	4	12.0±0.25	7.7±0.2	3.5±0.15	3.2±0.15	9.4±0.3	6.3±0.2		1.5±0.1
EFD12.5/3.5/6.2	1	12.5±0.3	6.2±0.2	3.5±0.15	5.4±0.2	9.0±0.3	4.5±0.2	0.2Ref	2.0±0.2
EFD13/3.8/5.8	3	13.25±0.25	5.8±0.2	3.8±0.2	6.65±0.15	10.4±0.2	4.0±0.2		1.7±0.1
EFD13A/4.5/11.2	2	13.4±0.3	11.2±0.2	4.5±0.2	5.3±0.15	9.8±0.3	8.6±0.2		3.0±0.1
EFD13.5/3/8	2	13.5±0.3	8.0±0.2	3.0±0.2	6.0±0.15	10.5±0.3	4.65±0.2		1.5±0.1
EFD15/4.7/7.5	1	15.0±0.5	7.5±0.2	4.7±0.2	5.3±0.3	11.0±0.4	5.5±0.3	0.2Ref	2.4±0.2
EFD15.3/3.7/6.5	3	15.35±0.35	6.5±0.2	3.75±0.2	7.85±0.15	12.6±0.3	4.6±0.2	11.7±0.3	1.6±0.1
EFD16.5/4.4/19.4	4	16.55±0.25	19.4±0.2	4.45±0.1	5.8±0.1	11.4min	$16.45^{+0.2}_{-0.15}$		2.45±0.15
EFD20/6.6/10	1	20.0±0.6	10.0±0.3	6.6±0.2	8.9±0.2	16.0±0.5	7.7±0.3	0.15	3.7±0.2
EFD20C/5.6/11.5	1	20.0±0.5	11.5±0.2	5.6±0.1	8.9±0.2	15.4±0.5	9.3±0.2	0.15	3.6±0.15
EFD20.6/6.6/10	1	20.6±0.5	10.0±0.2	6.6±0.2	8.9±0.2	16.5min	7.7±0.2		3.7±0.15
EFD21/5.9/11.8	2	21.2±0.4	11.8±0.3	5.9±0.2	9.4±0.2	15.8min	9.2±0.3		3.3±0.2
EFD22/6.5/24.2	4	22.2±0.4	24.2±0.2	6.5±0.2	9.2±0.2	16.2±0.3	21.0±0.3		3.7±0.2
EFD25/9.1/12.5	1	25.0±0.7	12.5±0.3	9.1±0.3	11.4±0.3	18.6min	9.3±0.3	0.6	5.2±0.3
EFD28.9/6.2/27.8	4	28.9±0.5	27.8±0.2	6.2±0.2	14.2±0.3	20.9±0.5	23.8±0.3		3.4±0.2
EFD30A/9/15	1	30.0±0.9	15.0±0.3	9.1±0.3	$14.6^{+0.2}_{-0.4}$	22.8min	11.5±0.3		$4.9^{+0.1}_{-0.3}$
EFD30/9/15.3	1	30.90±0.80	15.30±0.20	9.10±0.30	14.60±0.40	22.80min	11.50±0.30	0.75	4.90±0.30
EFD30N/9/15.3	1	30.90±0.80	15.30±0.20	9.10±0.30	14.60±0.40	22.80min	11.50±0.30		4.90±0.30
EFD32/10.3/16.15	1	32.45±0.6	16.15±0.2	10.3±0.25	14.1±0.3	23.95min	12.15±0.2		6.0±0.25
EY17A	5	$17.0^{+0.2}_{-0.3}$	4.25±0.15	$8.45^{+0.15}_{-0.2}$(C1)	6.3±0.2(D1)	12.0min	2.35±0.1		
				7.35±0.2(C2)	2.65±0.1(D2)				
				6.55±0.2(C3)	2.1±0.1(D3)				
				$4.4^{+0.15}_{-0.2}$(C4)					

铁氧体磁心
Ferrite Core

EFD型磁心 EFD Cores

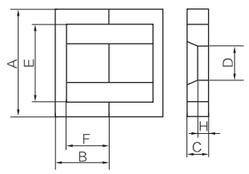

4

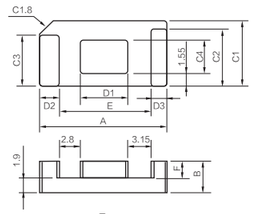

5

品名 Part No.	图号 Fig	磁心参数 Core parameters C1(mm-1)	le(mm)	Ae(mm2)	Ve(mm3)	重量 Weight(g/pc)	电感因数 AL LP3/LP3A	LP9/LP10	LP4
EFD10/2.7/5.2	1	3.292	23.7	7.2	171	0.9	500	720	
EFD11.8/4.7/6	2	2.007	29.7	14.8	440	2.2	900	1300	
EFD12/3.5/7.7	4	5.226	32.4	6.2	201	1	420	550	
EFD12.5/3.5/6.2	1	2.500	28.5	11.4	325	1.7	700	1000	
EFD13/3.8/5.8	3	2.161	26.8	12.4	332	1.7	850	1200	
EFD13A/4.5/11.2	2	2.692	45.5	16.9	769	4	650	950	
EFD13.5/3/8	2	3.071	38.7	12.6	488	2.5	630	900	
EFD15/4.7/7.5	1	2.267	34.0	15.0	510	2.8	890	1200	
EFD15.3/3.7/6.5	3	2.408	30.1	12.5	376	2.2	950	1300	
EFD16.5/4.4/19.4	4	0.492	22.8	46.3	1056	5.3	850	1220	
EFD20/6.6/10	1	1.516	47.0	31.0	1457	7.2	1200	1720	
EFD20C/5.6/11.5	1	1.984	51.2	25.8	1321	7	1300	1850	
EFD20.6/6.6/10	1	1.703	47.5	27.9	1325	7	1300		
EFD21/5.9/11.8	2	1.696	53.1	31.3	1662	9.6	1200	1700	
EFD22/6.5/24.2	4	2.730	101.0	37.0	3737	21	850	1000	
EFD25/9.1/12.5	1	0.983	57.0	58.0	3306	15.6	2200	3100	
EFD28.9/6.2/27.8	4	2.367	116.0	49.0	5684	29	1300	1800	
EFD30A/9/15	1	0.986	68.0	69.0	4692	24	1900		
EFD30/9/15.3	1	0.988	68.4	69.2	4733	23.6	2300	3300	
EFD30N/9/15.3	1	0.988	68.4	69.2	4733	23.6	2300	3300	
EFD32/10.3/16.15	1	0.903	75.1	83.2	6248	31	2500		
EY17A	5	0.753	22.5	29.9	673.1	3.9			2000

注：电感因数AL value　　单位Unit:nH/N2　　测试条件Measuring conditions:10kHz,0.1V,25℃　　公差Tolerance:±25%

铁氧体磁心
Ferrite Core

UU型磁心 UU Cores



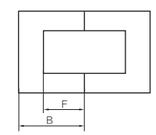

1

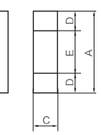

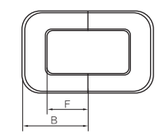

2

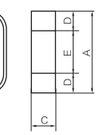

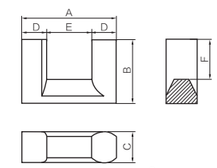

3

品名 Part No.	图号 Fig	尺寸Dimensions(mm) A	B	C	D	E	F	G	H
UU9.8/2.7/7	1	9.8±0.3	7.1±0.2	2.7±0.2	2.8Ref	4.1min	4.25±0.2		
UU10.5/5/7.9	1	10.5±0.3	7.9±0.2	5.0±0.3	2.5Ref	5.2min	5.25±0.2		
UU14/9/8	8	14.0±0.25	8.0±0.2	9.0±0.3(C1) 6.6±0.3(C2)		4.0±0.2	5.4±0.2	6.9±0.15	
UU14/3/7	1	14.0±0.3	7.1±0.2	3.0±0.1	$3.0^{+0.1}_{-0.15}$	$8.0^{+0.2}_{-0.15}$	4.1±0.2		
UU16/6/8.6	1	16.0±0.5	8.6±0.2	6.0±0.3	4.50Ref	6.7min	4.6±0.2		
UU16/6/10	1	16.0±0.4	10.0±0.2	6.0±0.2	4.57Ref	6.7min	6.0±0.2		
UU17/8.3/17	2	17.0±0.25	17.0±0.3	8.35±0.15		4.5±0.2	11.0±0.2		
UU20/6/13	1	19.7±0.3	13.0±0.2	6.0±0.2	6.1Ref	7.5min	7.0±0.2		
UU20/10/17	2	20.0-0.5	17.0+0.3	10.0-0.5	5Ref	10.0+0.5	12.0+0.5		
UF21/7/6.5	5	20.6±0.5	6.45min	7.05±0.2	9.85±0.25 4.0±0.15(D1)	9.85±0.2	12.85±0.2		
UU22/7.7/4.8	12	21.85±0.4	4.8±0.1	7.7±0.3	2.5±0.15	16.85±0.25	2.3±0.2		
UU23.4/17.5/19.8	2	23.37±0.4	19.81±0.3	17.45±0.35	8.89±0.3	5.59Ref	10.92±0.3		
UU24/10/15.9	2	24.0±0.3	15.9±0.2	10.0±0.25	7.5Ref	9.0min	8.4±0.2		
UU25.4/6/16.25	1	25.5±0.3	16.25±0.25	$6.25^{+0.1}_{-0.4}$	6.45Ref	12.5min	$10.6^{+0.4}$		
UU25/12.7/16	1	25.4±0.5	16.0±0.2	12.7±0.3	6.45Ref	12.4min	9.7±0.3		
UU26/10/14	1	26.0±0.4	14.0±0.2	10.0±0.3	6.0±0.3	14.0Ref	9.0±0.2		
UU27/26.8/8.15	9	26.85±0.3	8.15±0.2	26.85±0.3	7.5Ref	17.1min	5.15±0.2	14.0±0.2	0.5+0.2
UU30/6.2/12.7	1	30.0±0.5	12.7±0.2	6.25±0.15	6.25Ref	17.3min	6.2+0.4		
UU33/7.2/13.8	1	33.0±0.5	13.8±0.2	7.25±0.2	7.3Ref	18.0min	6.2+0.4		
UU34/25/12.5	1	34.0±0.5	12.5±0.2	25.0±0.4	8.3Ref	17.4±0.5	4.2±0.2		
UF34/12.7/19.6	4	33.7±0.6	19.6±0.2	12.7±0.3	8.8±0.3	8.3±0.3	11.3±0.3	12.7±0.25	
UU35/10/14	2	35.0±0.6	14.0±0.2	10.0±0.3	5.0±0.25	25.0±0.25	9.0±0.3		
UU38/9.6/21.25	1	37.5±0.5	21.25±0.25	9.6±0.4	4.75Ref	27.5min	16.6+0.4		
UU39/25.5/12.5	1	39.3±0.5	12.5±0.2	25.5±0.4	8.3Ref	22.2min	4.2±0.2		
UU40/76/10.55	1	40.0±0.6	10.55±0.2	76.0±1.0		21.5min	1.5±0.2		
UU48/25/26	1	48.0±0.6	26.0±0.5	25.0±0.4	$16.0^{+0.6}_{-0.4}$		10.0±0.4		
UU50/35/7.6	12	50.0±0.5	7.6±0.1	35.0±0.3	6.0±0.1	38.0±0.5	1.75±0.25		
UU56/25/12.2	6	56.0±1.0	12.2±0.2	25.0±0.5	16.0±0.5(D1) 8.0±0.5(D2)	31.5min	$7.2^{+0.4}_{-0.2}$		
UU59/30/47	2	59.0±1.0	47.0±0.5	30.0±0.5	16.0Ref	26.0min	31.0±0.5		

铁氧体磁心
Ferrite Core

UU型磁心 UU Cores



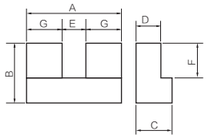

4

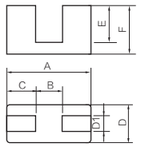

5

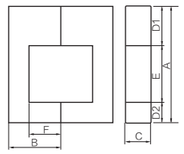

6

品名 Part No.	图号 Fig	磁心参数 Core parameters C1(mm^{-1})	le(mm)	Ae(mm^2)	Ve(mm^3)	重量 Weight(g/pc)	电感因数 AL HP1	HP2	LP4	LP3/LP3A	LP9/LP10
UU9.8/2.7/7	1	4.500	34.2	7.6	260	1.3		1180			
UU10.5/5/7.9	1	3.208	40.1	12.5	501	2.5		1550			
UU14/9/8	8	1.186	38.18	32.18	1229	6.3				1750	
UU14/3/7	1	4.648	41.83	9	376	1.9				480	
UU16/6/8.6	1	1.753	45.4	25.9	1176	5.9	2400				
UU16/6/10	1	1.969	51	25.9	1321	6.9		2780		1100	1450
UU17/8.3/17	2	1.479	72.23	48.85	3528	17.8				2000	
UU20/6/13	1	1.703	62	36.4	2257	11.5				1100	
UU20/10/17	2	1.736	84	48.4	4066	20.0				1650	
UF21/7/6.5	5	2.371	67.8	28.6	1939	9.9				900	
UU22/7.7/4.8	12	2.383	46	19.3	888	2.5					
UU23.4/17.5/19.8	2	0.534	82.79	155.1	12841	65.0					9000
UU24/10/15.9	2	1.011	75.8	75	5685	28.5				1700	
UU25.4/6/16.25	1	2.338	87.2	37.3	3253	16.5		2500		1020	1230
UU25/12.7/16	1	1.038	84.2	81.1	6829	34.5		5000		2290	2770
UU26/10/14	1	1.474	80.8	54.8	4428	22.5		3800		1620	1950
UU27/26.8/8.15	9	0.711	65.14	91.68	5972	30.5				3400	
UU30/6.2/12.7	1	2.056	80.4	39.1	3144	16.1		2800		1160	1400
UU33/7.2/13.8	1	1.596	85.7	53.7	4602	23.8		3000		1500	1810
UU34/25/12.5	1	0.374	77.8	208.0	16182	82.0				6500	7700
UF34/12.7/19.6	4	0.873	94.77	108.58	10290	53.0				2900	
UU35/10/14	2	2.040	102.0	50.0	5100	26.0		3150		1170	1420
UU38/9.6/21.25	1	2.974	138	46.4	6403	33.2		1300		900	980
UU39/25.5/12.5	1	0.420	89	212	18868	97				6000	7800
UU40/76/10.55	1	0.114	76.5	671	51332	262.0					23200
UU48/25/26	1	0.311	124.9	402	50210	263.0			7000		
UU50/35/7.6	12	0.494	101.8	206	20971	105.0			4500		
UU56/25/12.2	6	0.814	131.2	161.1	21136	108.0				2200	
UU59/30/47	2	0.475	228	480	109440	545.0				5000	

注：电感因数AL value　　单位Unit:nH/N^2　　测试条件Measuring conditions:10kHz,0.1V,25℃　　公差Tolerance:±25%

铁氧体磁心
Ferrite Core

UU型磁心 UU Cores



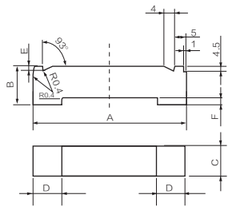

7

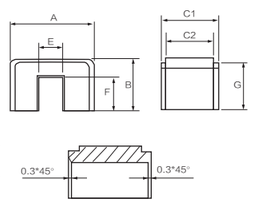

8

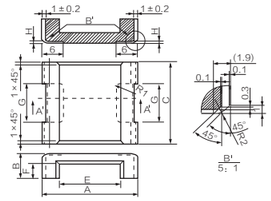

9

品名 Part No.	图号 Fig	尺寸Dimensions(mm) A	B	C	D	E	F	G	H
UU60/40/9	12	60.0±1.0	9.0±0.1	40.0±0.6	6.0±0.4	48.0Ref	3.0±0.3		
UU63/17.8/30.5	11	63.4max	30.5±0.2	17.8±0.4		52.1min	25.5±0.5		
UU65/40/31	1	65.0±1.5	31.0±0.5	40.0±0.6	20±0.5	24.4min	12.5±0.8		
UU65/40/63.5	1	65.0±1.5	63.5±1.0	40.0±0.5	20.0±0.5	24.4min	43.0±0.7		
UU66/39.6/55	1	66.0±1.5	55.0±1.0	39.6±0.6	19.5±0.5	25.0min	36.5±1.0		
UU66/39.6/57	1	66.0±1.5	57.0±0.5	39.6±0.6	19.5±0.5	25.0min	38.5±1.0		
UU67/36.7/18	10	67.7±1.2	18.0±0.3	36.7±0.5	12.35±0.3	43.0±0.8	5.8±0.3		
UU72/37/18.5	10	72.0±1.1	18.5±0.3	37.0±0.5	12.0±0.3	48.0±0.8	6.5±0.3		
UU72.5/50/20	13	72.5±2.0	20.0±0.5	50.0±1.0	9.8±0.5(D1) 31.3±1.0(D2)	31.4±1.0	11.0±0.5		
UU73/28/33.7	1	72.8±1.5	33.7±1.0	27.9±0.5	13.8±0.5	45.0min	19.7±0.7		
UU77/14.5/17	7	77.0±1.1	17.0±0.4	14.5±0.4	14.5±0.4	1.7±0.3	2.5±0.3		
UU80/31.5/57	2	$80.0^{+2.0}_{-1.0}$	57.0±0.5	31.5±0.5	21.5±0.5	37.0Ref	35.0±0.5		
UU80/40/60	1	$80.0^{+3.0}_{-2.0}$	60.0±1.0	40.0max	20.0Ref	40.0min	45.0±1.0		
UU80/30/65	2	$80.0^{+2.0}_{-1.0}$	65.0±1.0	30.0±0.5	21.5±0.5	37.0Ref	43.0±1.0		
UU80/40/65	1	$80.0^{+3.0}_{-2.0}$	65.0±1.0	40.0max	20.0Ref	40.0min	45.0±1.0		
UU80/40/85	1	$80.0^{+3.0}_{-2.0}$	85.0±1.0	40.0±1.0	20.0±0.5	40.0min	65.0±1.0		
UU82/14/45	1	$82.0^{+3.0}_{-2.0}$	45.0±0.8	14.0±0.5	13.9Ref	53.0min	31.0±0.8		
UU92/28/77	1	92.0±1.0	77.0±1.0	28.0±0.5	28.0±1.0	35.5min	47.0±0.5		
UU92/27.8/78	1	92.0+1.0	78＋1.0	$27.8^{+0.4}_{-0.7}$	28.0Ref	35.5min	48.25+1.0		
UU92/28/79	1	92.0±1.0	$79.0^{+1.0}_{-0.5}$	28.0±0.5	28.0±1.0	35.5min	48.5min		
UU93/30/45	1	93.0±2.0	45.0±0.5	30.0±0.5	28.0Ref	34.6min	17.0±0.7		
UU93/30/76	1	93.0±2.0	76.0±0.5	30.0±0.5	28Ref	34.6min	48.0±0.9		
UU93/28/79	1	93.0±2.0	79.0±1.0	28.0±1.0	28.0±0.5	34.6min	49.5±1.0		
UU95/40/45	1	$95.0^{+3.0}_{-2.0}$	45.0±1.0	40.0±1.0	20.0Ref	54.5min	25.0±0.5		
UU95/40/85	1	$95.0^{+3.0}_{-2.0}$	85.0±1.0	40.0±1.0	20.0Ref	54.5min	65.0±0.5		
UU96/30/77	1	96.0±2.0	77.0±1.0	30.0±0.5	30.0±0.5	36Ref	47.0±0.5		
UU96/30/79	1	96.0±2.0	79.0±1.0	30.0±0.5	30.0±0.5	34.0min	49.0±0.5		
UU97/32/81.5	1	97.0±1.5	81.5±1.0	32.0±0.8	30.0Ref	36.5min	51.5±1.0		
UU100/25.4/57	1	101.6±2.5	57.1±0.5	25.4±0.8	25.4±0.8	50.8±2.0	31.7±0.75		
UU100/30/75.5	1	100.0±3.0	75.5±1.0	30.0±1.0	30.0±1.0	37.5min	45.0±0.75		

铁氧体磁心
Ferrite Core

UU型磁心 UU Cores

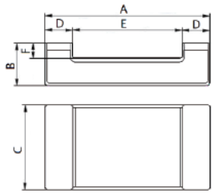

10

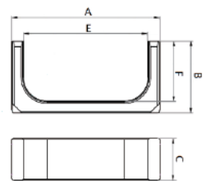

11

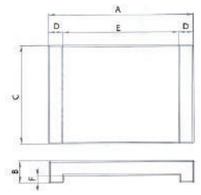

12

品名 Part No.	图号 Fig	磁心参数 Core parameters C1(mm^{-1})	le(mm)	Ae(mm^2)	Ve(mm^3)	重量 Weight(g/pc)	电感因数 AL HP1	HP2	LP4	LP3/LP3A	LP9/LP10
UU60/40/9	12	0.529	127	240	30480	150.0			4200		
UU63/17.8/30.5	11	2.513	223.7	89	19909	100.0				1300	
UU65/40/31	1	0.329	258	784	202272	1000.0					16000
UU65/40/63.5	1	0.355	286	806	230516	1170				6400	7800
UU66/39.6/55	1	0.343	260	759	197340	960				6000	8100
UU66/39.6/57	1	0.353	268	759	203412	1020				6500	
UU67/36.7/18	10	0.329	148	450	66600	334					9800
UU72/37/18.5	10	0.360	159.7	444	70907	360					9000
UU72.5/50/20	13	0.262	134	512	68608	517				8700	
UU73/28/33.7	1	0.548	212	387	82044	410				4400	5100
UU77/14.5/17	7	0.719	151	210	31710	174.0	8000				
UU80/31.5/57	2	0.413	284	688	195392	985.0				5800	
UU80/40/60	1	0.446	315	707	222705	1150.0				5200	
UU80/30/65	2	0.485	314	647	203158	1050				4800	5700
UU80/40/65	1	0.443	355	801	284355	1450.0				5400	
UU80/40/85	1	0.543	435	801	348435	1780				4400	5100
UU82/14/45	1	1.375	275	200	55000	285				1900	2200
UU92/28/77	1	0.438	348.3	795.8	277177	1400.0				4000	
UU92/27.8/78	1	0.403	360	894	321840	1610.0				4500	
UU92/28/79	1	0.403	360	894	321840	1610.0				4500	
UU93/30/45	1	0.266	231	869	200739	1010.0					13300
UU93/30/76	1	0.409	355	869	308495	1490				5500	6800
UU93/28/79	1	0.454	362	797	288514	1450				5000	6100
UU95/40/45	1	0.339	270	796	214920	1363.0				7000	
UU95/40/85	1	0.540	430	796	342280	1660				4600	5100
UU96/30/77	1	0.394	352	894	314688	1560.0				5600	
UU96/30/79	1	0.403	360	894	321840	1610				5500	6900
UU97/32/81.5	1	0.390	374.3	960	359328	1844				5600	
UU100/25.4/57	1	0.478	308	645	198660	995				5000	5800
UU100/30/75.5	1	0.386	354	917	324618	1620				6500	

注：电感因数AL value　　单位Unit:nH/N^2　　测试条件Measuring conditions:10kHz,0.1V,25℃　　公差Tolerance: ± 25%

铁氧体磁心
Ferrite Core

UU型磁心 UU Cores



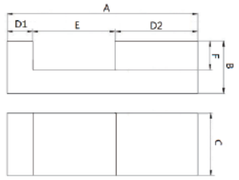

13

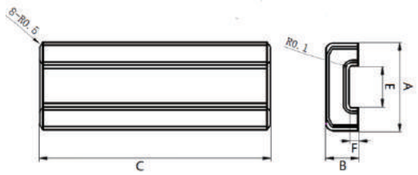

14

品名 Part No.	图号 Fig	尺寸Dimensions(mm) A	B	C	D	E	F	G	H
UU100/30/76	1	100.0±1.8	76.0±1.0	30.0±0.6	30.0±1.0	37.5min	45.0±0.75		
UU105/40/95	1	105.0±2.5	95.0±1.0	40.0±1.0	30.0±1.0	45.0Ref	65.0+1.5		
UU110/40/95	1	110.0±2.5	95.0±1.0	40.0±1.0	30.0±1.0	50.0±1.5	65.0±1.0		
UU114/37.5/77.5	3	114.0±2.5	77.5±1.0	37.5±1.0	30.0±0.5	54.0±1.5	48.0±1.0		
UU120/30/70	1	120.0±2.0	70.0±1.0	30.0±1.0	29.8±0.8	59.5min	40.0±1.0		
UU120/40/72	1	120±3.0	72.0±1.0	40.0±1.5	30.0±0.5	59.0min	42.5±1.0		
UU120/20/79.2	1	120.0±3.0	79.2±1.0	20.0±0.5	29.8±0.4	59.0min	49.7±1.0		
UU120/40/80	1	120.0±3.0	80.0±1.0	40.0±1.5	30.0±0.5	59.0min	50.5±1.0		
UU120/40/100	1	120.0±3.0	100.0±1.0	40.0±1.5	30.0±0.5	59.0min	70.2±1.5		
UU120/40/117.5	1	120.0±3.0	117.5±1.0	40.0±1.5	30.0±0.5	59.0min	87.5±1.5		
UU120/20/155	1	120.0±3.0	155.0±1.0	20.0±0.6	30.0±0.5	59.0min	126.0±1.0		
UU126/25/90	2	126.0±3.0	90.0±1.0	25.0±0.8	28.0Ref	70.0±2.0	63.0±2.0		
UU126/25/106	2	126.0±3.0	$106.0^{+1.0}_{-0.5}$	25.0±0.8	28.0Ref	70.0±2.0	78.0±1.5		
UU140/25/68.5	1	$140.0^{+5.0}_{-1.0}$	68.5+2.0	25.0±1.0	40.0±1.0	60.0min	30.0+2.0		
UU140/39/95	1	$140.0^{+5.0}_{-2.0}$	$95.0^{+2.0}$	39.0±1.5	40.0±1.0	60.0min	56.5+1.2		
UU140/39/110	1	140.0±3.0	110.0±1.0	39.0±1.0	40.0±1.0	58.5min	70.0±1.0		
UU160/40/120	1	161.0±3.0	120.0±1.0	40.0±1.0	40.0±1.0	78.0min	80.0±1.5		
UU160/20/125	1	162.0±3.0	125.0±1.0	20.0±1.0	50.5±0.5	60.0min	75.0±1.5		
UU160/40/160	1	161.0±3.0	160.0±1.0	40.0±1.0	40Ref	78.0min	120.0±1.5		

铁氧体磁心
Ferrite Core

UU型磁心 UU Cores



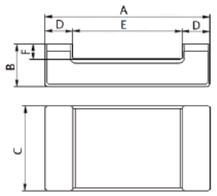

10

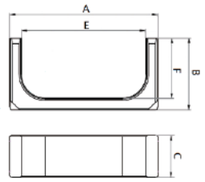

11

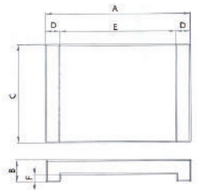

12

品名 Part No.	图号 Fig	磁心参数 Core parameters C1(mm⁻¹)	le(mm)	Ae(mm²)	Ve(mm³)	重量 Weight(g/pc)	电感因数 AL HP1	HP2	LP4	LP3/LP3A	LP9/LP10
UU100/30/76	1	0.386	354	917	324618	1650.0				6060	
UU105/40/95	1	0.376	443	1179	522297	2765				6300	
UU110/40/95	1	0.320	466	1456	678496	3500				7400	
UU114/37.5/77.5	3	0.352	387	1100	425700	2160				6900	
UU120/30/70	1	0.416	374	900	336600	1700				5700	
UU120/40/72	1	0.323	389	1205	468745	2340.0				7500	
UU120/20/79.2	1	0.693	414	597.8	247489	1210.0				3400	
UU120/40/80	1	0.351	421	1200	505200	2600				6900	
UU120/40/100	1	0.414	503	1216	611648	2980.0				5600	
UU120/40/117.5	1	0.470	564	1200	676800	3295				4800	
UU120/20/155	1	1.203	718	597	428646	2100.0				2100	
UU126/25/90	2	0.693	480.0	693	332640	1675				3500	
UU126/25/106	2	0.779	540	693	374220	1900.0				3100	
UU140/25/68.5	1	0.379	371.3	980	363874	1826.0				6300	
UU140/39/95	1	0.321	497	1548	769356	3850				7000	
UU140/39/110	1	0.338	520	1537	799240	4000				6800	
UU160/40/120	1	0.379	597	1577	941469	4710.0				5800	
UU160/20/125	1	0.574	578	1007	582046	2960.0				3900	
UU160/40/160	1	0.471	765	1624	1242360	6220.0				4800	

注：电感因数AL value　　单位Unit:nH/N²　　测试条件Measuring conditions:10kHz,0.1V,25℃　　公差Tolerance:±25%

铁氧体磁心
Ferrite Core

UI CI型磁心 UI CI Cores



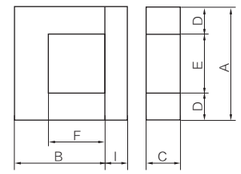

1

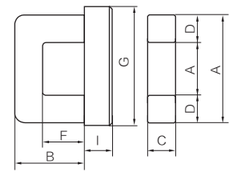

2

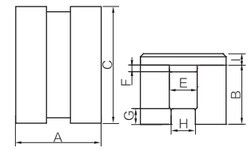

3

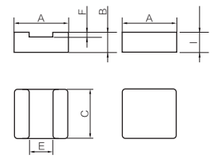

4

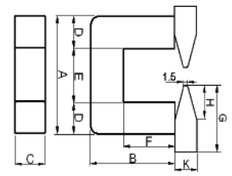

5

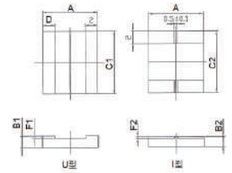

6

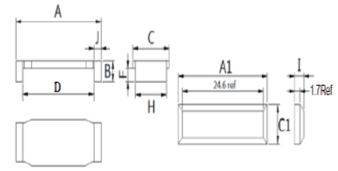

7

品名 Part No.	图号 Fig	尺寸Dimensions(mm) A	B	C	D	E	F	G	H	I	J
UI7.08/10/6.6	3	7.08±0.12	4.25±0.15	10.0±0.15	7.08±0.12	2.3±0.1	0.3±0.1	0.9±0.07	2.0±0.1	2.4±0.1	10.0±0.15
UI7.83/10/6.7	3	7.83±0.12	4.2±0.15	10.1±0.15	7.83±0.12	2.5±0.1	0.3±0.1	0.85±0.07	1.85±0.1	2.5±0.1	10.1±0.15
UI9/7/3.3	6	9.0±0.15	1.9±0.15（B1) 1.4±0.15（B2)	7.0±0.1(C1=C2)	2.0±0.1		0.5±0.1（F1) 0.15±0.1（F2)				
UI9.2/10/6.6	4	9.2±0.15	3.75±0.15	10.1±0.15		3.5±0.1	0.9±0.1			2.85±0.07	
UI10/10.5/3.2	6	8.8±0.15	1.6±0.15(B1) 1.6±0.15(B2)	10.5±0.15(C1) 9.7±0.15(C2)	2.0±0.1		0.15±0.1(F1) 0.3±0.1(F2)				
UI20/9.7/31	1	20.0±0.3	25.3±0.3	9.7±0.3	5.0Ref	10.0min	20.8±0.3			4.75±0.25	
UI25/6/22	2	25.0±0.3	$16.0_{-0.4}$	6.0±0.3	6.0Ref	12.7min	10.0±0.2	32.0±0.3		6.1±0.1	
UI25.4/6/22.5	1	25.5±0.4	16.25+0.4	6.25±0.3	6.45Ref	12.4min	10.2±0.2			6.25±0.1	
UI32/10/30.3	2	32.0±0.5	22.15±0.2	9.7±0.3	7.7Ref	16.4min	14.55±0.2	33.4±0.4		8.2±0.1	
UI39/13/33	2	39.0±0.5	20.0±0.2	13.0±0.3	12.5Ref	13.6min	11.0±0.2	39.5±0.4		13.0±0.1	
UI93/30/103	1	93.0±2.0	76.0±0.6	30.0±0.5	28Ref	34.6min	48.0±0.9			27.5±0.5	
UI101//25/82	1	101.6±2.5	57.1±0.6	25.4±0.8	25.4±0.8	50.8±2.0	31.7±0.75			25.4±0.8	
UI120/40/108	1	120±3.0	80.0±1.0	40.0±1.5	30.0±0.5	59.0min	50.5±1.0			28.5±1.0	
U126/91/30+I63JT	5	126.0±3.0	91.0±1.0	30.0±1.0	28.0Ref	70.0±2.0	63.0±1.0	63.0±1.0	30.0±1.0	14.0±0.5(K)	
UI137/31/160	1	137.3±1.0	128.8±1.0	31.0±0.5	31.0±0.6	75.3±1.0	97.8±1.0			31.0±0.5	
CI26.5/1.75	7	26.6±0.4	3.05±0.1	9.35±0.25（C) 6.4±0.2（C1)	22.8min		1.85±0.2		8.0+0.17/-0.25	1.75	

铁氧体磁心
Ferrite Core

UI CI型磁心 UI CI Cores



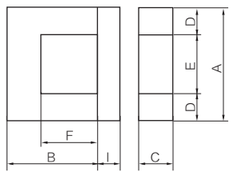

1

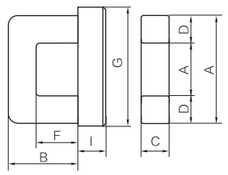

2

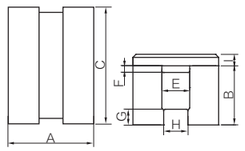

3

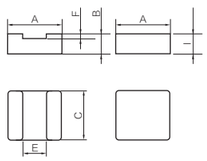

4

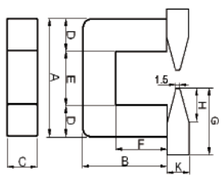

5

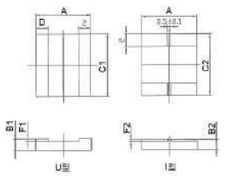

6

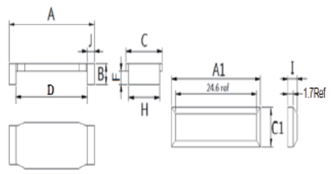

7

品名 Part No.	图号 Fig	磁心参数 Core parameters C1(mm^{-1})	le(mm)	Ae(mm^2)	Ve(mm^3)	重量 Weight(g/pc)	电感因数 AL HP2	HP3	LP3	LP9/LP10
UI7.08/10/6.6	3	0.609	14.0	23.0	322	1.7				
UI7.83/10/6.7	3	0.593	16.6	28.0	465	2.3				
UI9/7/3.3	6	1.506	16.3	10.8	175	0.9				2000
UI9.2/10/6.6	4	0.622	17.7	28.4	502	2.6				
UI10/10.5/3.2	6	0.935	15.7	16.8	264	1.4				1700
UI20/9.7/31	1	1.675	76.7	45.8	3513	18.5	3400			
UI25/6/22	2	1.797	64.7	36.0	2329	12.4	3150			
UI25.4/6/22.5	1	1.653	64.3	38.9	2501	13.2	3450			
UI32/10/30.3	2	1.420	86.9	61.2	5318	27.0	4000			
UI39/13/33	2	0.606	83.5	137.7	11498	62.0	9300			
UI93/30/103	1	0.307	258	840	216720	1120.0			8100	
UI101//25/82	1	0.380	245	645	158025	800.0			6400	
UI120/40/108	1	0.263	320	1216	389120	1838.0			9100	
U126/91/30+I63JT	5	0.693	480	693	332640	1700.0				
UI137/31/160	1	0.462	444	961	426684	2180.0		16000		
CI26.5/1.75	7			4.9						

注：电感因数AL value　　单位Unit:nH/N^2　　测试条件Measuring conditions:10kHz,0.1V,25℃　　公差Tolerance:±25%

铁氧体磁心
Ferrite Core

UR型磁心 UR Cores

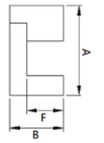

1

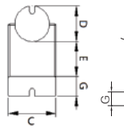

2

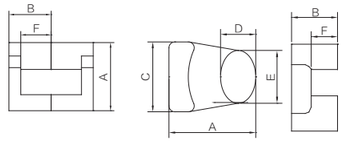

3

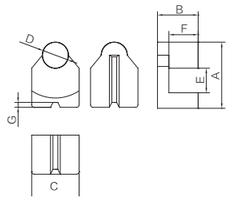

4

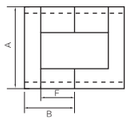

5

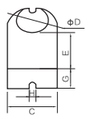

6

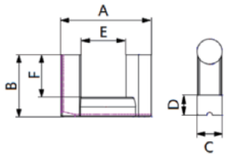

7

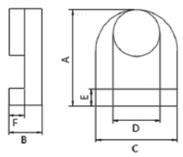

品名 Part No.	图号 Fig	尺寸Dimensions(mm) A	B	C	D	E	F	G	H
UR10.5/10.5/4.7	3	9.4±0.2	4.7±0.15	10.5±0.2	4.0±0.15	8.0±0.15	1.9±0.15		
UR14.8/11.9/5	3	14.8±0.3	5.0±0.15	11.9±0.2	6.0±0.2	9.0±0.2	1.5±0.15		
UR15/11.7/6.9	2	15.0±0.4	6.9±0.25	11.7±0.3	7.1±0.2	4.6min	3.85±0.2	3.0Ref	
UR16.5/11.7/7	4	16.5±0.4	7.0±0.2	11.7±0.3	7.1±0.2	5.9Ref	4.0±0.2	1.0±0.2	
UR18.5/10/11.2	1	18.5±0.4	11.2±0.3	10.0±0.3	7.0±0.25	7.2min	7.0±0.25	4.0Ref	
UR35/9.6/23.8	6	34.6±0.6	23.8±0.3	9.6±0.3	7.6±0.2	16.9min	16.3±0.3		
UR42/42/14	7	42.0±0.6	14.0+0/-0.3	42.0±0.6	18.0±0.4	7.0±0.25	7.0±0.2		
UR51/16.3/38.5	6	50.65±1.0	38.55±0.25	16.3-16.6	13.8±0.4	20.25±0.8	24.55±0.4		
UR55/36/37.5	5	55.0±1.0	37.5±0.25	36.0±0.7	23.5±0.45	19.6min	25.5±0.4	12.0±0.25	4.8±0.2

品名 Part No.	图号 Fig	磁心参数 Core parameters C1(mm^{-1})	le(mm)	Ae(mm^2)	Ve(mm^3)	重量 Weight(g/pc)	电感因数 AL LP3A	LP9/LP10
UR10.5/10.5/4.7	3	0.940	24.9	26.5	660	3.5		2600
UR14.8/11.9/5	3	0.645	27.4	42.5	1165	6	2400	
UR15/11.7/6.9	2	1.176	37.4	31.8	1189	6	1600	
UR16.5/11.7/7	4	1.092	40.4	37	1495	7.5	1700	
UR18.5/10/11.2	1	1.466	57.9	39.5	2287	11	1500	
UR35/9.6/23.8	6	1.741	125	71.8	8975	45		1800
UR42/42/14	7	0.321	90.6	282	25549	140		
UR51/16.3/38.5	6	0.822	186.6	227	42358	200		
UR55/36/37.5	5	0.494	213.4	432	92189	465	5750	

注：电感因数AL value　　单位Unit:nH/N^2　　测试条件Measuring conditions:10kHz,0.1V,25℃　　公差Tolerance:±25%

铁氧体磁心
Ferrite Core

UY型磁心 UY Cores

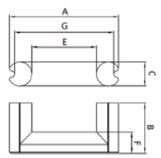

1

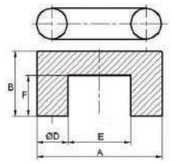

2

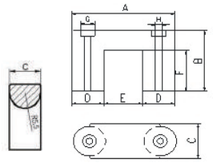

3

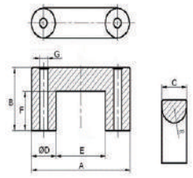

4

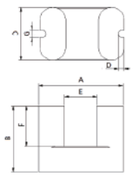

5

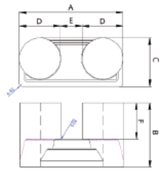

6

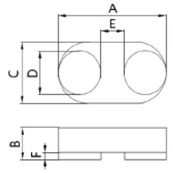

7

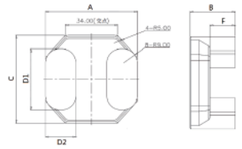

8

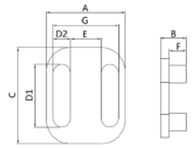

9

品名 Part No.	图号 Fig	尺寸Dimensions(mm) A	B	C	D	E	F	G	H
UY36/44/11.8	9	36.0max	11.8+0.2/-0.1	44.0max	28.6±0.4(D1) 8.0±0.2(D2)	14.0min	7.8±0.15	31.6max	
UY44/11/22.5	4	44.0±1.0	22.5±0.5	11.0±0.4	11.0+0/-0.6	22.0min	$14.5^{+0.8}_{-0.2}$	$3.5^{+0.4}_{-0.3}$	
UY44/11/24	2	44.0±1.0	24.0±0.5	11.0±0.4	11.0+0/-0.6	22.0min	16.0±0.3		
UY52/11.2/24	1	52.0±1.0	24.1±0.3	11.2±0.5	11.5Ref	30.0min	14.0±0.4	47.2Ref	
UYT52/32/40	5	52.0±1.0	40.0±0.5	32.0±0.5	4.0Ref	19.4min	26.0±0.3	4.4Ref	
UY64/23.8/39.8	3	64.0±1.0	39.8±0.3	23.8±0.6	20.0±0.6	24.2Ref	27.0±0.4	9.0±0.5	4.0±0.4
UY64B/13.8/29.5	1	64.0±1.9	29.5±0.2	13.8±0.4	3.6±0.2	37.0±0.9	18.1±0.5	56.7±1.5	
UY68/17/33	1	68.5±1.5	33.0±0.3	17.0±0.4	17.0±0.4	34.3min	19.3±0.3	64Ref	
UY80/28/50	4	80.0±1.5	50.0±0.4	28.0±0.8	28.0±0.8	22.8min	28.0±0.5	4.8±0.3	
UY82/14.8/51.3	1	81.7±1.0	51.3±0.4	14.8±0.25	16.0±0.3	51.0min	37.5±0.3	75.5Ref	
UY92/50/26	7	92.0±1.2	26.0±0.25	50.0±0.6	36.0±0.6	18.5min	6.0±0.3		

品名 Part No.	图号 Fig	磁心参数 Core parameters C1(mm^{-1})	le(mm)	Ae(mm^2)	Ve(mm^3)	重量 Weight(g/pc)	电感因数 AL LP3A	LP9/LP10
UY36/44/11.8	9	0.407	78.5	193	15150.5	90		
UY44/11/22.5	4	1.684	133	79	10507	54	1500	
UY44/11/24	2	1.562	139	89	12371	62	1600	
UY52/11.2/24	1	1.433	150.5	105	15851	79	1600	
UYT52/32/40	5	0.422	190.8	452	86242	430	5000	
UY64/23.8/39.8	3	0.715	206	288	59328	297	3500	
UY64B/13.8/29.5	1	1.259	185	147	27195	128	2000	
UY68/17/33	1	0.921	197	214	42158	206	2700	
UY80/28/50	4	0.437	261	597.6	155974	780	5800	
UY82/14.8/51.3	1	1.641	297	181	53757	270	1500	1900
UY92/50/26	7	0.149	157.8	1061	167426	864		

注：电感因数AL value　　单位Unit:nH/N^2　　测试条件Measuring conditions:10kHz,0.1V,25℃　　公差Tolerance:±25%

铁氧体磁心
Ferrite Core

DT型磁心 DT Cores

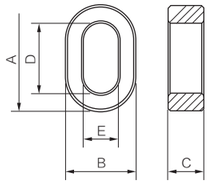

1

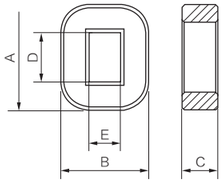

2

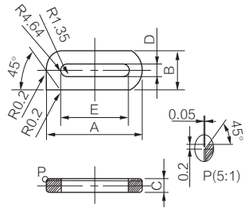

3

品名 Part No.	图号 Fig	尺寸Dimensions(mm) A	B	C	D	E
DT20/16/6	1	20.0±0.4	16.1±0.3	6.1±0.3	13.8±0.3	9.8±0.3
DT23/16/7	2	23.0±0.3	16.0±0.25	7.0±0.25	15.6min	8.6min
DT25/21/11	2	25.0±0.4	21.15±0.4	11.1±0.3	16.1±0.4	10.5±0.3
DT26/19.6/13	1	25.7±0.3	19.6±0.3	13.3±0.25	17.3±0.3	10.9±0.25
DT28/8/2	3	28.0±0.3	8.2±0.25	1.9±0.15	2.7±0.2	22.5±0.3
DT29/19/9.4	1	28.3±0.4	19.3±0.4	9.4±0.3	20.6±0.4	11.1±0.4
DT37/25.5/12	2	37.0±0.7	25.5±0.55	12.0±0.3	24.1±0.5	12.6±0.4
DT59/31/10	1	59.0±1.5	31.0±1.5	10.0+0/-0.5	50.0±1.5	22.0±1.5
DT62/34/10	1	62.0±1.5	34.0±1.5	10.0+0/-0.5	53.0±1.5	25.0±1.5
DT64/20/12	1	64.3+3/-0.5	20.3+1.5/-0.5	12.0+0/-0.6	56.3+3/-0.5	12.3+1.5/-0.5
DT66/20/14	4	66.0+3.5/-0	20.0+3.5/-0	14.0+0/-0.5	54.0+1.5/-0.5	8.0+1.5/-0.5
DT73/40/10	1	73.0±0.6	40.0±0.6	10.0+0/-0.5	62.0±0.6	29.0±0.5
DT78/35/14	1	78.0±1.5	35.0±1.0	14.0±0.4	66.0±1.5	23.0±1.0
DT78B/42/14	1	78.0±1.5	42.0±1.5	14.0+0/-0.5	69.0±1.5	33.0±1.5
DT81/29/18	4	81.3±1.5	29.3±1.0	18.0±0.4	71.3±1.5	19.3±1.0
DT82/17/8	1	82.0±1.5	17.0±1.5	8.0+0/-0.5	73.0±1.5	8.0±1.5
DT87/31/10	1	87.0±1.5	31.0±1.5	10.0+0/-0.5	78.0±1.5	22.0±1.5
DT95/18/14	4	95.0+2.0/-0.5	18.0+2.0/-0.5	14.0±0.5	85.0+2.0/-0.5	8.0+2.0/-0.5
DT100/65/17	1	100.0±2.5	65.5±1.5	17.0±1.0	72.0±1.0	40.0±1.0
DT106/40/10	1	106.0+1.5/-0.8	40.0+1.5/-0.8	10.0±0.5	95.0+2/-0.8	29.0+1.5/-0.8
DT135/35/10	1	135.0±3.0	35.0±1.5	10.0±0.8	123.0±3.0	23.0±1.5
DT150/130/40	2	150.0±4.0	130.0±2.5	40.0±3.0	70.0±2.0	50.0±3.0

铁氧体磁心
Ferrite Core

DT型磁心 DT Cores



4

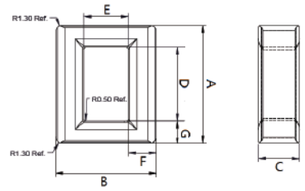

5

品名 Part No.	图号 Fig	磁心参数 Core parameters C1(mm^{-1})	le(mm)	Ae(mm^2)	Ve(mm^3)	重量 Weight(g/pc)	电感因数 AL HP1	HP2	HP3	LP3/LP3A
DT20/16/6	1	2.383	48.68	20.43	995	4.4		3450		
DT23/16/7	2	2.401	60.51	25.2	1525	7.5				1200
DT25/21/11	2	1.252	68.1	54.4	3705		5000			
DT26/19.6/13	1	1.030	57.7	56.2	3243	16	5000			
DT28/8/2	3	6.926	47.1	6.8	320	1.6				2700
DT29/19/9.4	1	1.570	65.6	41.8	2742	15	3000		6000	
DT37/25.5/12	2	1.070	82.8	77.4	6409	32				
DT59/31/10	1	3.089	139	45	6255	30			3300	
DT62/34/10	1	3.302	148.6	45	6687	32			3400	
DT64/20/12	1	2.900	139.2	48	6682	32			3700	
DT66/20/14	4	1.619	136	84	11424	64			7500	
DT73/40/10	1	3.164	174	55	9570	45			3300	
DT78/35/14	1	2.108	177.1	84	14876	72			5000	
DT78B/42/14	1	3.013	189.8	63	11957	59			3500	
DT81/29/18	4	2.189	197	90	17730	84			4800	
DT82/17/8	1	4.694	169	36	6084	31			2400	
DT87/31/10	1	4.333	195	45	8775	41			2300	
DT95/18/14	4	2.786	195	70	13650	68.5			3700	
DT100/65/17	1	0.812	234	288	67392	220				2600
DT106/40/10	1	4.369	240.3	55	13217	64			2400	
DT135/35/10	1	4.883	293	60	17580	83.2			2200	
DT150/130/40	2	0.223	366	1640	600240	2500				10000

注：电感因数AL value　　单位Unit:nH/N^2　　测试条件Measuring conditions:10kHz,0.1V,25℃　　公差Tolerance:±25%

铁氧体磁心
Ferrite Core

环型磁心 Ring Cores

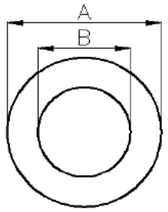

1

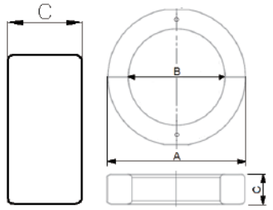

2

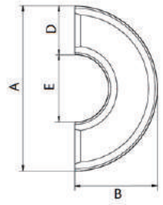

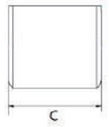

3

品名 Part No.	图号 Fig	尺寸Dimensions(mm) A	B	C	D
H6.2/14.9/2.6	1	6.2±0.2	14.9±0.2	2.6±0.1	
H8/19/4.2	1	8.0±0.2	19.0+0.3/-0.2	4.2+0.1/-0.05	
H9/5/4	1	9.0±0.3	5.0±0.3	4.0±0.3	
H9.6/4.9/14.5	1	9.6±0.4	4.9±0.3	14.5±0.4	
H9.3/6/4	1	9.3±0.3	6.0±0.3	4.0±0.3	
H10/6/5	1	10.0±0.4	6.0±0.3	5.0±0.3	
H10.7/6.7/2	1	10.7±0.3	6.7±0.25	2.0±0.2	
H12/6/4	1	12.0±0.4	6.0±0.3	4.0±0.3	
H12.5/7.5/5	1	12.5±0.4	7.5±0.3	5.0±0.3	
H12.7/7.1/4.7	1	12.7±0.4	7.1±0.3	4.7±0.3	
H12.7/7.9/6.4	1	12.7+0.2/-0.3	7.9±0.3	6.4+0.2/-0.3	
H12.7/7.92/4.5	1	12.7±0.4	7.92±0.3	4.5±0.3	
H13/7/5	1	13.0±0.4	7.0±0.3	5.0±0.3	
H13.3/7.4/3.6	1	13.3±0.4	7.4±0.3	3.6±0.3	
H13.9/7.57/6.9	1	13.9±0.4	7.57±0.4	6.9±0.3	
H14/8/7	1	14.0±0.4	8.0±0.4	7.0±0.3	
H14/9/5	1	14.0±0.4	9.0±0.4	5.0±0.3	
H14.9/10.3/5.4	1	14.9±0.4	10.3±0.4	5.4±0.3	
H15/11/2.5	1	15.0±0.5	11.0±0.4	2.5±0.3	
H16/9/5	1	16.0±0.4	9.0±0.4	5.0±0.3	
H16/9.6/5	1	16.0±0.4	9.6±0.4	5.0±0.3	
H16/10/6	1	16.0±0.4	10.0±0.4	6.0±0.3	
H16/12/8	1	16.0±0.4	12.0±0.4	8.0±0.3	
H17/9.6/6.3	1	17.0±0.4	9.6±0.4	6.3±0.3	
H17/10.1/6.7	1	17.0±0.4	10.1±0.4	6.7±0.3	
H17/11.3/7	1	17.0±0.4	11.3±0.4	7.0±0.3	
H17/13/1.8	1	17.0±0.5	13.0±0.4	1.8±0.3	
H18/8/5	1	18.0±0.4	8.0±0.4	5.0±0.4	
H18/10/7	1	18.0±0.5	10.0±0.5	7.0±0.4	
H18/12/8	1	18.0±0.4	12.0±0.4	8.0±0.3	

铁氧体磁心
Ferrite Core

环型磁心 Ring Cores

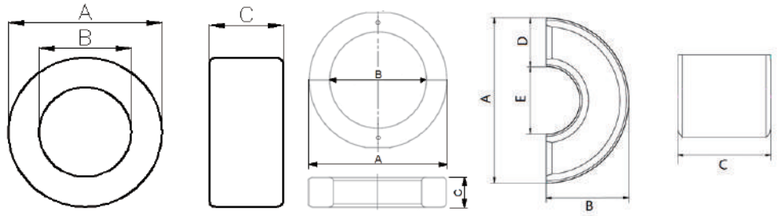

1 2 3

品名 Part No.	图号 Fig	磁心参数 Core parameters C1(mm^{-1})	le(mm)	Ae(mm^2)	Ve(mm^3)	重量 Weight(g/pc)	电感因数 AL HP1	HP2	HP3	LP3/LP3A	LP5	LP9/LP10
H6.2/14.9/2.6	1	0.484126984	12.20	25.2	308	2.0						
H8/19/4.2	1	0.512893983	17.90	34.9	624	3.0						
H9/5/4	1	2.667	20.80	7.8	162	0.9	2350	3290	4700	1080	610	1400
H9.6/4.9/14.5	1	0.640	21.00	32.8	689	3.5						
H9.3/6/4	1	3.585	23.30	6.5	151	0.8	1750	2450	3500	800	450	1050
H10/6/5	1	2.459	24.10	9.8	236	1.2	2550	3550	5100	1170	660	1500
H10.7/6.7/2	1	6.744	26.30	3.9	103	0.5				440		
H12/6/4	1	2.270	26.10	11.5	300	1.6	2750	3800	5500	1250	720	1650
H12.5/7.5/5	1	2.467	30.10	12.2	367	1.8	2550	3570	5100	1170	660	1500
H12.7/7.1/4.7	1	2.297	29.40	12.8	376	1.9	2500	3550	5100	1170	660	1500
H12.7/7.9/6.4	1	2.094	31.20	14.9	465	2.4				1560		
H12.7/7.92/4.5	1	2.943	31.20	10.6	331	1.7	2100	2950	4200	970	550	1250
H13/7/5	1	2.034	29.50	14.5	428	2.3	3050	4300	6150	1400	800	1850
H13.3/7.4/3.6	1	2.981	30.70	10.3	316	1.7	2100	2950	4210	950	540	1250
H13.9/7.57/6.9	1	1.495	31.70	21.2	672	3.5	4150	5850	8350	1900	1090	2500
H14/8/7	1	1.600	32.80	20.5	672	3.5	3900	5450	7830	1800	1010	2340
H14/9/5	1	2.846	35.00	12.3	431	2.1	2200	3090	4400	1000	570	1320
H14.9/10.3/5.4	1	3.146	38.70	12.3	476	2.4	1990	2780	3990	910	510	1180
H15/11/2.5	1	8.204	40.20	4.9	197	2.0						
H16/9/5	1	2.188	37.20	17.0	632	3.3	2850	4020	5750	1320	740	1720
H16/9.6/5	1	2.461	38.51	15.7	603	3.1	2550	3550	5100	1150	660	1530
H16/10/6	1	2.226	39.40	17.7	697	3.4	2800	3950	5600	1280	730	1690
H16/12/8	1	2.730	43.40	15.9	690	3.2	2300	3200	4600	1050	590	1380
H17/9.6/6.3	1	1.744	39.60	22.7	899	4.7	3600	5040	7200	1650	930	2150
H17/10.1/6.7	1	1.801	40.70	22.6	920	4.8	3450	4850	6950	1600	900	2090
H17/11.3/7	1	2.193	43.20	19.7	851	4.0	3800					
H17/13/1.8	1	13.286	46.50	3.5	163	2.0						
H18/8/5	1	1.549	36.70	23.7	870	4.8	4050	6750	8100	1850	1050	2400
H18/10/7	1	1.527	41.54	27.2	1130	6.0	4100	5750	8220	1890	1060	2450
H18/12/8	1	1.937	45.85	23.7	1085	5.4			6400			

注：电感因数AL value　　单位Unit:nH/N^2　　测试条件Measuring conditions:10kHz,0.1V,25℃　　公差Tolerance:±25%

铁氧体磁心
Ferrite Core

环型磁心 Ring Cores

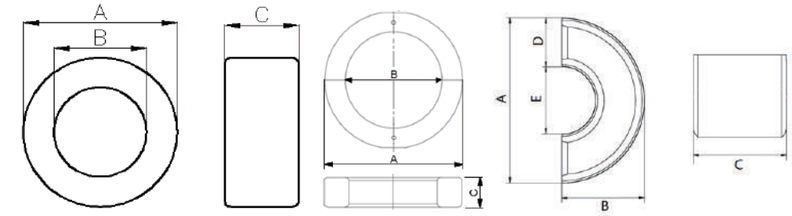

1 2 3

品名 Part No.	图号 Fig	尺寸Dimensions(mm) A	B	C	D
H19/13/11	1	19.0±0.4	13.0±0.3	11.0±0.3	
H19/13.5/7	1	18.9±0.4	13.7±0.4	7.0±0.4	
H20/9.8/7	1	20.0±0.4	10.0±0.4	7.0±0.3	
H20/10/10	1	20.0±0.4	10.0±0.4	10.0±0.4	
H20/10.4/15	1	20.0±0.5	10.4±0.4	15.0±0.4	
H20/12/10	1	20.0±0.4	12.0±0.4	10.0±0.4	
H20/14/8	1	20.0±0.4	14.0±0.4	8.0±0.3	
H22/14/8	1	22.0±0.5	14.0±0.4	8.0±0.4	
H22.1/13.7/13	1	22.1±0.4	13.7±0.3	13.0±0.3	
H23/12/7	1	22.85±0.4	12.0±0.4	7.1±0.3	
H25/15/10	1	25.0±0.6	15.0±0.5	10.0±0.4	
H25.2/19.7/9.9	1	25.2±0.4	19.7±0.3	9.9±0.3	
H25.3/14.8/10	1	25.3±0.7	14.8±0.5	10.0±0.2	
H26/14/15	1	26.0±0.6	14.5±0.5	15.0±0.5	
H26/13/28.5	1	26.0±0.5	13.0±0.4	28.5±0.75	
H27.5/15/20	1	27.5±0.5	15.1±0.4	20.0±0.6	
H28/4.8/25	1	28.0±0.5	4.8±0.3	25.0±0.8	
H28/12.5/9	1	28.0±0.8	12.5±0.6	9.0±0.4	
H28/16/16	1	28.0±0.8	16.0±0.6	16.0±0.5	
H28/19/12	1	28.0±0.8	19.0±0.6	12.0±0.5	
H28.8/21.2/9.2	1	28.8±0.5	21.2±0.5	9.2±0.3	
H29/10.6/6	1	29.0±0.8	10.6±0.6	6.0±0.4	
H29/19/15.2	1	29.0±0.8	19.0±0.6	15.2±0.4	
H31/18/14	1	31.0±1.0	18.0±0.8	14.0±0.4	
H31/19/13	1	31.0±1.0	19.0±0.8	13.0±0.5	
H31/20/15	1	31.0±1.0	20.0±0.8	15.0±0.4	
H32/12.5/7.5	1	32.0±1.0	12.5±0.8	7.5±0.4	
H32.5/10.6/7	1	32.5±1.0	10.6±0.8	7.0±0.4	
H34/20.5/12.5	1	34.0±1.0	20.5±0.8	12.5±0.4	
H35/18.3/15	1	35.0±1.0	18.3±0.8	15.0±0.4	

铁氧体磁心
Ferrite Core

环型磁心 Ring Cores

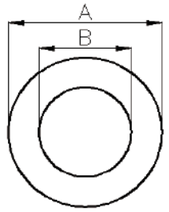

1

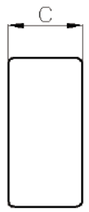

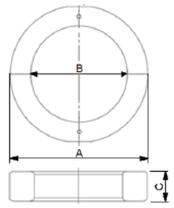

2

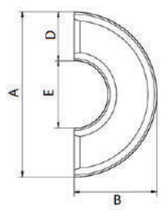

3

品名 Part No.	图号 Fig	磁心参数 Core parameters C1(mm^{-1})	le(mm)	Ae(mm^2)	Ve(mm^3)	重量 Weight(g/pc)	电感因数 AL HP1	HP2	HP3	LP3/LP3A	LP5	LP9/LP10
H19/13/11	1	1.506	49.08	32.6	1600	8.0	4150	5840	8340	1910	1080	2500
H19/13.5/7	1	2.790	50.33	18.0	908	4.4	2250	3150	4500	1030	580	1350
H20/9.8/7	1	1.259	43.06	34.2	1473	7.8	4950	6800	9700	2280	1290	2980
H20/10/10	1	0.906	43.50	48.0	2088	11.2	6900	9700	13800	3150	1800	4150
H20/10.4/15	1	0.641	44.50	69.4	3088	17.0	8000					
H20/12/10	1	1.230	48.15	39.2	1885	9.5	5100	7250	10200	2330	1300	3040
H20/14/8	1	2.202	52.30	23.8	1242	6.5	2800					
H22/14/8	1	1.737	54.70	31.5	1723	8.8	3600	5060	7200	1650	940	2350
H22.1/13.7/13	1	1.007	54.00	53.6	2894	15.0			12150			
H23/12/7	1	1.371	51.00	37.2	1897	10.0	4850					
H25/15/10	1	1.230	60.18	48.9	2944	15.0	5100	7150	10200	2340	1320	3350
H25.2/19.7/9.9	1	2.578	69.80	27.1	1890	9.5			4400			
H25.3/14.8/10	1	1.230	60.18	48.9	2945	15.0	4600					
H26/14/15	1	0.692	59.40	85.8	5097	25.0	8800	12300	17500	4050	2350	5950
H26/13/28.5	1	0.319	56.50	177.0	10001	55.0						
H27.5/15/20	1	0.526	63.10	120.0	7572	38.0	11200					
H28/4.8/25	1	0.142	32.20	226.0	7277	72.9				20000		
H28/12.5/9	1	0.866	57.20	66.1	3780	21.0	6800	9700	13700	3340	1880	4400
H28/16/16	1	0.702	65.60	93.5	6134	31.7	8400	12000	17000	4120	2320	5350
H28/19/12	1	1.351	72.00	53.3	3838	19.3	4350	6200	8800	2130	1200	2790
H28.8/21.2/9.2	1	2.228	77.30	34.7	2682	13.5			5100			
H29/10.6/6	1	1.040	52.80	50.8	2680	13.5	5650	8050	11450	2750	1570	3600
H29/19/15.2	1	0.978	73.17	74.9	5477	27.5	6000	8600	12200	2950	1670	3850
H31/18/14	1	0.826	73.30	88.8	6507	32.6	7150	10200	14450	3500	1970	4550
H31/19/13	1	0.987	75.50	76.5	5776	30.0	6200	8900	12700			
H31/20/15	1	0.956	77.61	81.2	6302	31.8	6150	8800	12400	3020	1700	3940
H32/12.5/7.5	1	0.891	60.58	68.0	4118	23.7	6600	9400	13400	3240	1830	4200
H32.5/10.6/7	1	0.802	55.40	69.1	3828	23.0	7350	10500	14850	3600	2030	4700
H34/20.5/12.5	1	0.994	82.05	82.6	6776	35.2	5900	8400	12000	2900	1640	3790
H35/18.3/15	1	0.646	78.14	121.0	9455	49.7	9100	13000	18500	4450	2520	5830

注：电感因数AL value　　单位Unit:nH/N^2　　测试条件Measuring conditions:10kHz,0.1V,25℃　　公差Tolerance:±25%

铁氧体磁心
Ferrite Core

环型磁心 Ring Cores

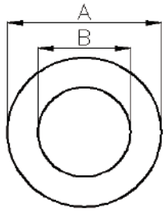

1



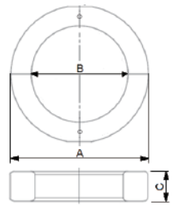

2

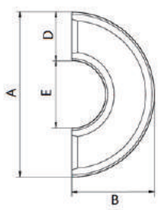

3

品名 Part No.	图号 Fig	尺寸Dimensions(mm) A	B	C	D
H36/23/15	1	36.0±1.0	23.0±0.8	15.0±0.4	
H37/22/15	1	37.0±0.6	22.0±0.5	15.0±0.4	
H37/23/14	1	37.0±0.8	23.0±0.6	14.0±0.5	
H38/19/13	1	38.0±1.0	19.0±0.8	13.0±0.4	
H38/19.5/12.7	1	38.0±0.7	19.1±0.6	12.7±0.3	
H38/19.8/12.7	1	38.5±0.5	19.8±0.5	12.7±0.3	
H38/22/14	1	38.0±1.0	22.0±0.8	14.0±0.4	
H38/25.4/16	1	38.0±1.0	25.4±0.8	16.0±0.5	
H39/20/13	1	39.0±0.8	20.0±0.6	13.0±0.5	
H39/26.1/14.7	1	39.0±0.8	26.1±0.6	14.7±0.4	
H40/22/20	1	40.0±1.0	22.0±0.8	20.0±0.6	
H40/24/20	1	39.9±1.0	24.1±0.8	20.0±0.6	
H40.6/27.4/15	1	40.6±1.0	27.4±0.8	15.0±0.5	
H42/26/18	1	42.0±1.5	26.0±0.8	18.0±0.5	
H44.4/30.5/14.7	1	44.4±0.7	30.5±0.5	14.7±0.4	
H45/26/12	1	44.5±1.0	25.2±0.8	12.0±0.5	
H45/28/16	1	45.0±0.9	28.0±0.6	16.0±0.5	
H47/27/15	1	47.0±1.0	27.0±0.8	15.0±0.5	
H47/27/30	1	47.0±1.0	27.0±0.8	30.0±0.8	
H48/30/15	1	48.0±1.0	30.0±0.8	15.0±0.5	
H49/31.8/19	1	49.0±1.0	31.8±0.8	19.0±0.5	
H49/33/16	1	49.1±1.0	32.8±0.8	15.9±0.5	
H49/34/16	1	49.1±1.0	33.8±0.8	15.9±0.5	
H50/5.3/40	1	50.0+0.5-1.0	5.3±0.3	40.0±1.0	
H50/25/19	1	50.0±1.0	25.0±1.0	19.0±0.6	
H50/30/19	1	50.0±1.0	30.0±1.0	19.0±0.6	
H50/34/20	1	50.0±1.0	34.0±1.0	20.0±0.6	
H51/31.5/20	1	51.0±1.0	31.5±1.0	20.0±0.8	
H51/31/36	1	51.0±1.0	31.5±1.0	36.0±1.0	
H56/26/20	1	56.0±1.5	25.7±1.0	20.0±0.8	

铁氧体磁心
Ferrite Core

环型磁心 Ring Cores

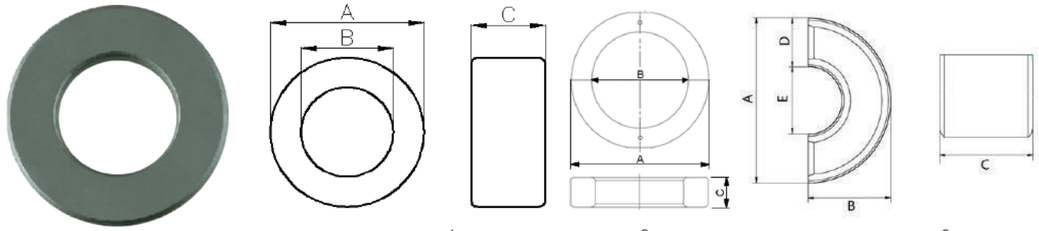

品名 Part No.	图号 Fig	磁心参数 Core parameters C1(mm^{-1})	le(mm)	Ae(mm^2)	Ve(mm^3)	重量 Weight(g/pc)	电感因数 AL HP1	HP2	HP3	LP3/LP3A	LP5	LP9/LP10
H36/23/15	1	0.935	89.65	95.9	8597	43.5	6300	9000	12700	3050	1740	4000
H37/22/15	1	0.805	88.68	110.1	9764	49.0	7790	11200	15500			
H37/23/14	1	0.945	90.70	96.0	8707	45.0						4000
H38/19/13	1	0.695	82.70	119.0	9841	51.5	8450	11300	16200	4140	2160	5400
H38/19.5/12.7	1	0.714	82.97	116.2	9641	50.3						5300
H38/19.8/12.7	1	0.730	84.00	115.0	9660	50.0	8500					
H38/22/14	1	0.823	89.70	109.0	9777	50.7	7150	9600	13750	3500	1835	4550
H38/25.4/16	1	0.975	96.97	99.5	9646	48.7	6050	8100	11550	2950	1540	3850
H39/20/13	1	0.724	86.14	119.0	10251	53.6				3800		
H39/26.1/14.7	1	1.064	99.52	93.5	9306	46.5			10600			
H40/22/20	1	0.524	91.74	175.0	16055	82.0	11200	15000	21500	5500	2870	7150
H40/24/20	1	0.622	96.35	155.0	14934	75.7	9450	12700	18150	4600	2410	6040
H40.6/27.4/15	1	1.065	102.60	96.3	9880	52.0						
H42/26/18	1	0.730	103.00	141.0	14523	75.0	7400	12800	12900			
H44.4/30.5/14.7	1	1.139	115.00	101.0	11615	58.0			10000			
H45/26/12	1	0.920	104.00	113.0	11752	63.7	6400	8590	12270	3100	1630	4050
H45/28/16	1	0.838	110.00	131.2	14432	72.0				3200		
H47/27/15	1	0.753	110.00	146.0	16060	83.0	7800	10500	15000	3800	1990	4950
H47/27/30	1	0.378	110.60	292.9	32395	169.0			27500			
H48/30/15	1	0.894	118.00	132.0	15576	79.0	6600	8800	12700	3200	1680	4200
H49/31.8/19	1	0.765	123.20	161.0	19835	98.0	7700	10300	14800	3700	1900	4900
H49/33/16	1	0.978	125.20	128.0	16026	80.3	6000	8070	11530	2900	1530	3840
H49/34/16	1	1.058	127.00	120.0	15240	76	5580	7500	10680	2700	1420	3560
H50/5.3/40	1	0.070	40.80	583.2	23795	373						51000
H50/25/19	1	0.478	109.00	228.0	24852	124	12400	16600	23600	6000	3000	7800
H50/30/19	1	0.645	120.00	186.0	22320	118	9100	12200	17400	4450	2320	5820
H50/34/20	1	0.816	129.00	158.0	20382	102	7200	9700	13800	3500	1700	4600
H51/31.5/20	1	0.633	124.00	196.0	24304	121	8950	11940	17900	4550	2350	5950
H51/31/36	1	0.362	124.90	344.9	43078	220			27500			
H56/26/20	1	0.409	117.00	286.0	33462	176	13800	18400	27600	7050	3600	9200

注：电感因数AL value　　单位Unit:nH/N^2　　测试条件Measuring conditions:10kHz,0.1V,25℃　　公差Tolerance:±25%

铁氧体磁心
Ferrite Core

环型磁心 Ring Cores

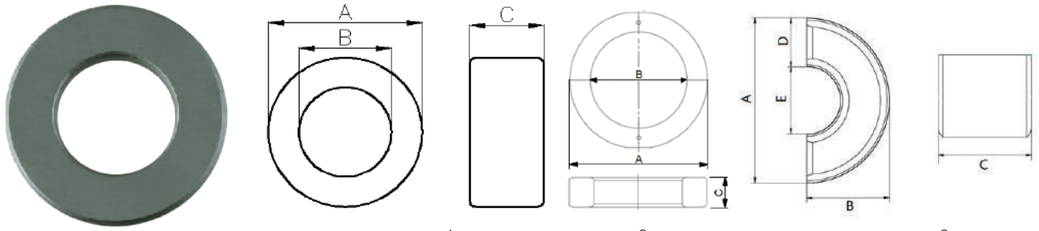

品名 Part No.	图号 Fig	尺寸Dimensions(mm) A	B	C	D	E
H56/32/18	1	56.0±1.5	32.0±1.0	18.0±0.8		
BY56.5/34.5/18	2	56.5±1.5	34.5±1.0	18.0±0.8	27.5±0.8	
H56/36.8/19.5	1	56.0±1.6	36.8±1.0	19.5±0.8		
H58.3/40.8/17.6	1	58.3±1.5	40.8±1.0	17.6±0.8		
H60/35/20	1	59.3±1.5	34.7±1.0	20.0±0.8		
H61/35.6/12.7	1	61.0±1.0	35.6±1.0	12.7±0.6		
H63/38/25	1	63.0±1.5	38.0±1.0	25.0±0.8		
H65/38/25	1	65.0±1.5	38.0±1.0	25.0±0.6		
BY67/43/18	2	67.0±1.5	43.0±1.0	18.0±0.8	33.0±0.8	
H68/44/15	1	68.0±1.5	44.0±1.2	15.0±0.8		
H69/8.5/40.9	1	69.0±0.8	8.5±0.3	40.9±0.15		
H70/5/30	1	70.0±0.7	5.5±0.5	30.0±0.8		
BY71/29/40	3	71.0±1.5	35.0±0.8	40.0±0.8	21.0±0.5	29.0±1.0
H74/39/13	1	73.66±1.5	38.86±1.3	12.7±0.8		
H74/46/20	1	73.7±1.5	45.7±1.3	20.0±0.6		
BY76/52/30	2	76.0±1.5	52.0±1.3	30.0±1.0	37.0±1.0	
H78/50.5/16	1	78.0±1.5	50.5±1.0	16.0±0.8		
H80/40/20	1	80.0±2.5	40.0±2.0	20.0±0.8		
H80/48/20	1	80.0±1.0	48.0±1.0	20.0±0.5		
H80/50/20	1	79.2±2.5	50.6±1.5	19.5±0.5		
H84/42.5/20	1	84.0±2.0	42.5±1.2	20.0±0.6		
H85/62/30	1	85.0±2.5	62.0±2.0	30.0±1.0		
H85.7/55.6/25.4	1	$85.7^{+2.0}_{-1.0}$	55.6±1.5	25.4±1.5		
H87/54.4/14	1	87.0±2.5	54.4±2.0	14.0±0.6		
H87/56/12.7	1	87.0±2.5	56.0±2.0	12.7±0.6		
BY87.7/52.6/26	2	87.7±2.5	52.6±2.0	26.0±1.0	43.0±1.0	
H90/67/25	1	90.0±1.2	67.0±1.2	25.0±0.6		
H96/64/25.8C	1	96.0±1.2	64.0±1.0	25.8±0.6		
H99/60/25	1	99.0+1.0/-1.3	59.8+1.3/-1.0	25.3±0.5		
H100/50/20	1	100.0±3.0	50.0±2.5	20.0±1.0		

铁氧体磁心
Ferrite Core

环型磁心 Ring Cores

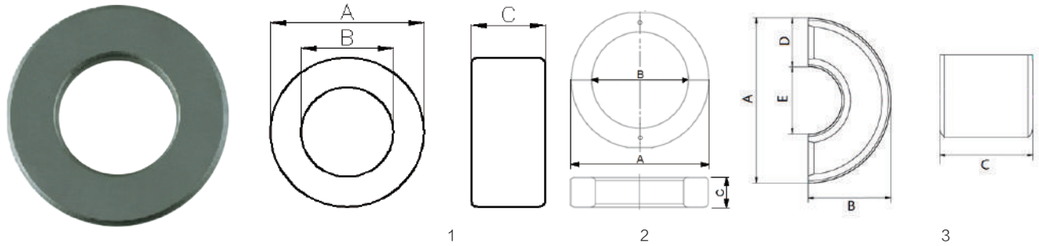

品名 Part No.	图号 Fig	磁心参数 Core parameters C1(mm^{-1})	le(mm)	Ae(mm^2)	Ve(mm^3)	重量 Weight(g/pc)	电感因数 AL HP1	HP2	HP3	LP3/LP3A	LP5	LP9/LP10
H56/32/18	1	0.621	131.00	211.0	27641	144	9060	12070	18100	4600	2400	6040
BY56.5/34.5/18	2	0.707	137.00	193.8	26551	136						
H56/36.8/19.5	1	0.767	141.50	184.4	26093	128				3800		
H58.3/40.8/17.6	1	1.000	153.00	153.0	23409	113	5650	7530	11300	2890	1500	3750
H60/35/20	1	0.588	141.00	240.0	33840	166	9600	12860	19290	4930	2550	6400
H61/35.6/12.7	1	0.919	144.76	157.6	22810	114	7200					
H63/38/25	1	0.498	152.00	305.0	46360	236	11370	15150	22740	5800	3030	7550
H65/38/25	1	0.467	154.00	330.0	50820	254		17000				
BY67/43/18	2	0.787	167.40	212.7	35606	178						
H68/44/15	1	0.966	171.00	177.0	30267	154	5870	7830	11750	3000	1550	3900
H69/8.5/40.9	1	0.073	67.20	917.0	61622	730				36000		
H70/5/30	1	0.079	44.90	566.8	25449	551						
BY71/29/40	3					969						
H74/39/13	1	0.771	165.00	214.0	35310	185	7300	9730	14600	3730	1950	4850
H74/46/20	1	0.653	181.00	277.3	50191	252	8400					
BY76/52/30	2	0.552	196.50	356.0	69954	350						
H78/50.5/16	1	0.903	196.00	217.0	42532	210	6250	8340	12500	3200	1670	4170
H80/40/20	1	0.453	174.00	384.0	66816	356	12450	16630	24900	6370	3300	8300
H80/48/20	1	0.723	195.60	270.6	52929	275		11000				
H80/50/20	1	0.723	195.60	270.6	52929	275		13200	15500			
H84/42.5/20	1	0.463	185.00	400.0	74000	370	12000	16300	21800	6200	3200	8100
H85/62/30	1	0.664	227.00	342.0	77634	390	8500	11350	17000	4350	2250	5650
H85.7/55.6/25.4	1	0.571	216.00	378.0	81648	424	9850	13200	19800	5050	2600	6600
H87/54.4/14	1	0.955	214.00	224.0	47936	239	5900	7900	11800	3000	1550	3940
H87/56/12.7	1	1.130	218.00	193.0	42074	210	5030	6700	10000	2570	1340	3350
BY87.7/52.6/26	2	0.473	210.80	446.0	94017	470						
H90/67/25	1	0.852	243.40	285.8	69564	348			10300			
H96/64/25.8C	1	0.601	243.70	405.8	98893	503				4600		
H99/60/25	1	0.502	240.00	478.0	114720	555		16390				
H100/50/20	1	0.454	219.00	482.0	105558	558	11100	17400		6100		

注：电感因数AL value　　单位Unit:nH/N^2　　测试条件Measuring conditions:10kHz,0.1V,25℃　　公差Tolerance:±25%

铁氧体磁心
Ferrite Core

环型磁心 Ring Cores

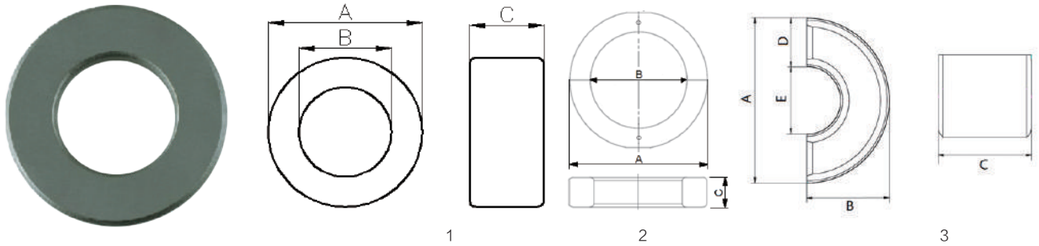

品名 Part No.	图号 Fig	尺寸Dimensions(mm) A	B	C	D	E
H100/54/20	1	99.0±3.0	54.5±2.5	20.0±1.0		
H101/65/15	1	101.0±1.5	65.0±1.5	15.0±1.5		
H102/65/15	1	102.0±3.0	65.0±3.0	15.0±1.0		
H102/65/20	1	102.0±3.0	65.0±3.0	20.0±1.0		
H102/65.8/15	1	102.0±3.0	65.8±2.0	15.0±0.5		
H103/65.7/15.5	1	103.0±2.0	65.7±1.5	15.5±0.5		
H107/65/18	1	107.0±1.5	65.8±1.3	18.0±0.5		
BY110/80/22	2	110.0±2.5	80.0±2.0	22.0±1.0	53.5±1.25	
H117/80/23	1	117.0±3.0	80.0±2.5	23.0±1.0		
H124/60/40	1	122.5±3.0	60.0±2.5	40.0±1.5		
H125/95/25	1	125.0±3.0	95±2.5	25.0±1.0		
H128/104/33	1	128.0±3.0	104.0±2.5	30.0±1.5		
H140/106/25	1	140.0±3.0	106.0±2.5	25.0±1.5		
H152/104/19	1	152.0±5.0	104.0±3.6	19.0±1.0		
H181/157/25	1	181.0±5.0	157.0±4.0	25.0±1.0		
H184/154/25	1	184.0±5.0	154.4±4.0	25.0±1.0		
H209/185/25	1	≥209.5	≤184.5	25.0±1.0		
H220/150/25	1	220.0±5.0	150.0±3.6	25.0±1.0		

铁氧体磁心
Ferrite Core

环型磁心 Ring Cores

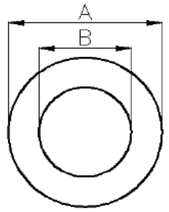

1

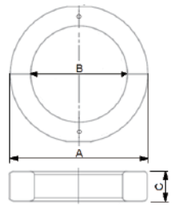

2

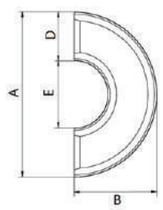

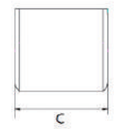

3

品名 Part No.	图号 Fig	磁心参数 Core parameters C1(mm^{-1})	le(mm)	Ae(mm^2)	Ve(mm^3)	重量 Weight(g/pc)	电感因数 AL HP1	HP2	HP3	LP3/LP3A	LP5	LP9/LP10
H100/54/20	1	0.527	227.00	431.0	97837	525	9500	15000		5200		
H101/65/15	1	0.950	252.30	265.5	66986	335			11180			
H102/65/15	1	0.930	253.40	272.6	69077	345	7900					
H102/65/20	1	0.697	253.00	363.0	91839	463	7200	11350		3900		
H102/65.8/15	1	0.955	255.10	267.0	68112	340	7900	7900	12100			
H103/65.7/15.5	1	0.901	256.00	284.0	72704	364	8200					
H107/65/18	1	0.701	260.00	371.0	96460	490	7200	11300		3900		
BY110/80/22	2	0.897	293.50	327.3	96063	480		7500				
H117/80/23	1	0.719	302.00	420.0	126840	620	6950	11000		3500		
H124/60/40	1	0.220	269.00	1223.0	328987	1795	22800	35900		11400		
H125/95/25	1	0.917	341.00	372.0	126852	635	5500	7800		2750		
H128/104/33	1	0.928	362.00	390.0	141180	692	6000	8200		2750		
H140/106/25	1	0.903	381.00	422.0	160782	780	5550	8750		2750		
H152/104/19	1	0.869	393.00	452.0	177636	850	5700	9100		2900		
H181/157/25	1	1.570	528.30	336.5	177773	888				1670		
H184/154/25	1	1.434	529.00	369.0	195201	990		5500				
H209/185/25	1	1.831	617.30	337.2	208154	1040				1440		
H220/150/25	1	0.656	567.00	864.0	489888	2450				4000		

注：电感因数AL value　　单位Unit:nH/N^2　　测试条件Measuring conditions:10kHz,0.1V,25℃　　公差Tolerance:±25%

铁氧体磁心
Ferrite Core

镍锌环型磁心 Ring Cores

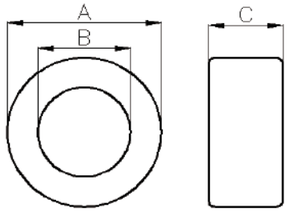

1

品名 Part No.	图号 Fig	尺寸Dimensions(mm) A	B	C
H31/19/22	1	31.0+0.4/-0.8	19.0+0.4/-0.8	22.0+0.2/-0.6
H38/22/15	1	38.0±0.7	22.0±0.5	15.0±0.4
H38/25.4/15.9	1	38.1±0.7	25.4±0.5	15.9±0.4
H48/30/16	1	48.0±0.8	30.0±0.6	16.0±0.4
H50.8/25.4/28.7	1	50.8±0.6	25.4±0.5	28.7±0.4
H51/31/20	1	51.0±1.0	31.5±1.0	20.0±0.6
H60/35/23	1	59.3±1.5	34.7±1.0	23.0±0.5
H60/36/20	1	60.0±1.5	36.0±1.0	20.0±0.5
H63/38/25	1	62.8±1.5	38.0±1.0	25.0±0.8
H85.7/55.5/25.4	1	85.7±2.5	55.5±2.0	25.4±1.5
H96/70/22	1	96.0±1.5	70.0±1.2	22.0±1.0
H102/65/12.7	1	102.0±3.0	65.0±2.0	12.7±0.5
H102/65/25	1	102.0±3.0	65.0±2.0	25.0±1.0

品名 Part No.	图号 Fig	磁心参数 Core parameters C1(mm^{-1})	le(mm)	Ae(mm^2)	Ve(mm^3)	重量 Weight(g/pc)	电感因数 AL NN650	NN700	NN735	NN850	NN900	NN1000
H31/19/22	1	0.586	75.60	129	9762	49	1200					
H38/22/15	1	0.768	89.80	117	10493	56.0				1390		1600
H38/25.4/15.9	1	0.980	97.00	99.0	9573	48.0				1050		
H48/30/16	1	0.837	118.00	141.0	16699	86.0		1000				
H50.8/25.4/28.7	1	0.316	108.40	343.3	37224	205.0				3300		
H51/31/20	1	0.652	124.60	191.2	23836	120.0				1630		
H60/35/23	1	0.510	140.50	275.5	38711	202.0		1500				
H60/36/20	1	0.615	144.30	234.7	33886	175.0				1500		
H63/38/25	1	0.497	151.60	305.0	46244	230.0			1840	2100		
H85.7/55.5/25.4	1	0.571	216.00	378.0	81600	424.0				1840		
H96/70/22	1	0.905	256.00	283.0	72448	360.0				1180		
H102/65/12.7	1	1.099	253.80	231.0	58628	299.0						1100
H102/65/25	1	0.558	253.00	453.5	114700	600						2200

注：电感因数AL value　　单位Unit:nH/N^2　　测试条件Measuring conditions:10kHz,0.1V,25℃　　公差Tolerance:±25%

铁氧体磁心
Ferrite Core

块状磁心 Block Cores



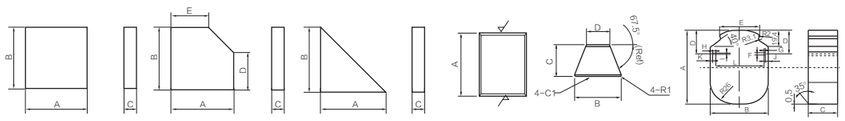

1 2 3 4 5

品名 Part No.	图号 Fig	尺寸Dimensions(mm) A	B	C	D	E	F	重量 Weight(g/pc)
I24.5/16.7/8.5	1	24.5-0.3	16.7-0.3	8.5-0.3				16.5
I25/12.81/2	17	25.0±0.3	12.81±0.2	2.0±0.05	7.0±0.2			2.5
I26.5/19.6/5	1	26.5±0.4	19.6+0/-0.5	5.0±0.05				12.5
I28/20/12	1	28.0±0.5	20.0±0.4	12.0±0.2				32
I28.6/15.5/5.5	1	28.6±0.5	15.5±0.3	5.5±0.1				11.6
I31.6/26.6/10.5	1	31.6±0.3	26.6±0.3	10.5±0.1				44
I36/32/12	1	36.0±0.3	32.0±0.3	12+0.1/-0.3				67
I36/36/10	1	36.0-0.3	36.0-0.3	10.0-0.3				64
I37.63/37.63/20	3	37.63±0.3	37.63±0.3	20.0±0.3				68
I40/15/5	1	40.0±0.5	15.0±0.5	5.0±0.2				14.5
I40/30/10	1	40.0±0.6	30.0±0.5	10.0±0.05				57
I40/32/6	1	40.0±0.6	32.0±0.5	6.0±0.2				38
I40/40/15	1	40.0±0.5	40.0±0.5	15±0.2				113
I45/8/3.85	1	45.0±0.7	8.0±0.15	3.85±0.1				6.8
I45/30/10.5	1	$45.0^{+0.2}_{-0.1}$	$30.0^{+0.2}_{-0.1}$	10.0+0.2				86
I50/35/6	1	50.0±0.7	35.0±0.3	6.0±0.1				52
I50/50/8.3	1	50.0±0.3	50±0.3	8.5±0.2				102
I51.7/37.6/20	2	51.7±0.3	51.7±0.3	20.0±0.2	37.6±0.3	37.6±0.3		247
I51.7/41.7/20	2	51.7±0.3	51.7±0.3	20.0±0.3	41.7±0.3	41.7±0.3		252
I51.7/51.7/20	1	51.7±0.3	51.7±0.3	20.0±0.3				257
I55/35/30	1	55.0±0.6	35.0±0.5	30.0±0.5				267
I60/28/20	1	60.0±0.8	28.0±0.5	20.0±0.2				160
I60/30/15	1	60.0±0.3	30.0±0.3	15.0±0.3				130
I60/35/20	1	60.0±0.8	35.0±0.6	20.0±0.2				200
I60/40/6	1	60.0±0.7	40.0±0.3	6.0±0.1				68
IY66/28/20	18	66.0±1.0	28.0±0.6	20.0±0.5	5.0±0.15			172
I70/15/5	1	70.0±0.2	15.0±0.2	5.0±0.2				25
I70/28/28	1	70.0±0.2	28.0±0.1	28.0±0.1				258
I72/28/20	1	72.0±1.5	28.0±0.8	20.0±0.5				182

注：电感因数AL value　单位Unit:nH/N^2　测试条件Measuring conditions:10kHz,0.1V,25℃　公差Tolerance:±25%

铁氧体磁心
Ferrite Core

块状磁心 Block Cores

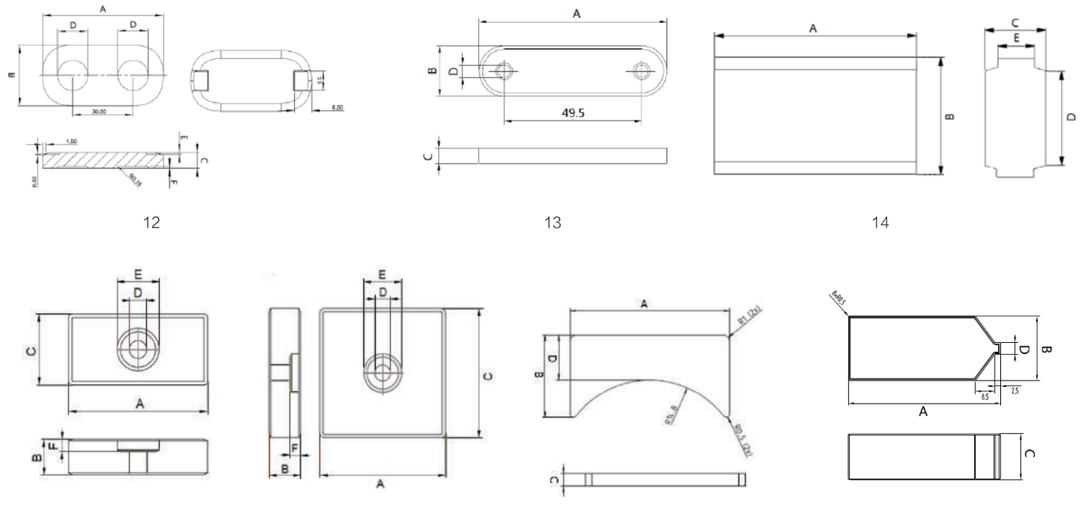

12 13 14 15 16 17 18

品名 Part No.	图号 Fig	尺寸Dimensions(mm) A	B	C	D	E	F	重量 Weight(g/pc)
I75/50/15	1	75.0±0.8	50.0±0.5	15.0±0.2				270
I90/30/30	1	$90.0^{+0.3}_{-0.1}$	$30.0^{+0.3}_{-0.1}$	$30.0^{+0.3}_{-0.1}$				390
I90/35/16	1	90.0±1.0	35.0±0.6	16.0±0.1				241
I90/35/27.5	1	90.0±1.0	35.0±0.6	27.5±0.1				403
I100/15/5	1	100.0±0.2	15.0±0.2	5.0±0.2				36
I100/50/10	1	100.0±1.0	48.0min	10.0±0.3				480
I100/100/10	1	100.0±1.0	100.0±1.0	10.0±0.5				470
I110/15/5	1	110.0±1.0	15.0±0.5	5.0±0.2				40
I135/75/25	1	135.0±1.2	75.0±0.8	25.0±0.3				1200
I152.4/101.6/50.8	1	152.4+0.8/-1.0	101.6±1.5	50.8±1.0				3590
I165/100/80	14	165.0±1.5	100.0±1.5	80.0±1.0	80.0±1.5	60.0±1.0		6019
I170/55/30	1	170.0±1.8	55.0±0.8	30.0±0.1				1312
TH40	4	40.0±0.5	31.1±0.5	20.0±0.3	14.57REF			88
IR40/20/11	15	40.0±0.7	11.0±0.3	20.0±0.5	5.0±0.3	12.0±0.4	3.5±0.3	40
IR40/42/10	16	40.0±0.7	10.0±0.3	42.0±0.7	5.0±0.3	12.0±0.4	3.5±0.3	78
IR60/30/8	12	60.0±1.0	30.0±0.6	8.0±0.4	15.2±0.4	1.0±0.1	0.8±0.1	58
IR67.5/18/5.5	13	67.5±1.0	18.0±0.6	5.5±0.4	4.5±0.4			29
IR88.5/60/20	5	88.5±0.7	60.0±0.5	20.0min	28.1±0.7	41.4±0.7		442
IR128/28/20	13	128.0±1.8	28.0±0.8	20.0±0.2	10.5±0.4			312

注：电感因数AL value　单位Unit:nH/N^2　测试条件Measuring conditions:10kHz,0.1V,25℃　公差Tolerance:±25%

铁氧体磁心
Ferrite Core

条型磁心 I Cores



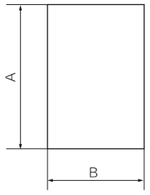

6

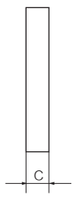

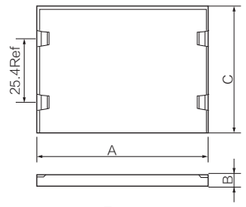

7

品名 Part No.	图号 Fig	尺寸Dimensions(mm) A	B	C	重量 Weight(g/pc)
I18/3/2.2	6	18.0±0.3	3.0±0.2	2.2±0.2	0.57
I18/6/2	6	18.0±0.2	6.0±0.2	2.0±0.2	1.05
I22/7.6/2.5	6	21.9±0.4	7.6±0.3	2.5±0.2	2.1
I20/12/10	6	19.85±0.35	12.0±0.25	10.0±0.25	11.4
I20/14.8/3	6	20.0±0.4	14.8±0.2	3.0±0.3	4.3
I20/19/6	6	20.0+0/-0.7	19.0±0.4	6.0±0.05	11
I20.6/17/5	6	20.6±0.3	17.0±0.25	5.0±0.2	8.5
I21/18/2	11	18.0±0.3(D1)	21.0±0.3(D2)	2.0±0.15(I)	4
I22/5.5/2.2	6	22.0±0.2	5.5±0.2	2.2±0.15	1.3
I22/6/1.7	6	22.0±0.4	6.0±0.2	1.7±0.15	1.75
I22/16/6	6	22.0±0.4	16.0±0.2	6.0±0.2	10.1
I22/22/6	6	22.0±0.4	22.0±0.4	6.0±0.15	14
I22/23.5/6	6	22.0±0.2	23.5±0.2	6.0±0.15	14.8
I24.7/20/5	8	24.7±0.35	20.0±0.3	5.0±0.1	11
I25/10/5	6	25.0±0.4	10.0±0.2	5.0±0.1	6.2
I25/17/16	6	25.0±0.4	17.0±0.3	16.0±0.3	33
I26/12/4	6	26.0±0.3	12.0±0.2	4.0±0.1	6.3
I26.7/20.3/8.9	6	26.67±0.5	20.32±0.4	8.89±0.3	23
I27/20/5	6	27.0±0.4	20.0-0.7	5.0±0.2	13
I28.1/28.1/2	6	28.1±0.3	28.1±0.3	2.0±0.3	7.6
I30/14/4	6	30.0±0.4	14.0±0.2	4.0±0.2	8
I30/18/4	6	30.0±0.4	18.0±0.2	4.0±0.2	10.4
I30/22/15	6	30.0±0.5	22.0±0.1	15.0±0.4	49
I30/28/25	6	30.0±0.5	28.0±0.4	25.0±0.3	100
I32/12/4	6	32.0±0.3	12.0±0.2	4.0±0.15	7.4
I32/22/11	6	31.5±0.3	21.65±0.35	11.0±0.2	36
I32/23.5/4	6	32.0±0.5	23.5±0.5	4.0±0.2	14.7
I32/32/12	6	32.0±0.3	32.0±0.3	12.0±0.2	59
I34/26/12	6	34.0±0.4	26.0±0.3	12.0±0.2	51
I34.5/28/7	6	34.5±0.6	28.0±0.6	7.0±0.4	33

注：电感因数AL value　单位Unit:nH/N^2　测试条件Measuring conditions:10kHz,0.1V,25℃　公差Tolerance: ±25%

铁氧体磁心
Ferrite Core

条型磁心 I Cores

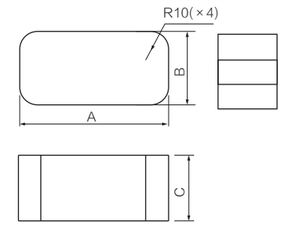

8

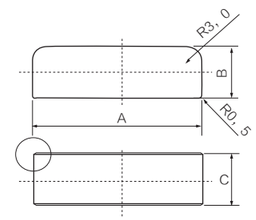

9

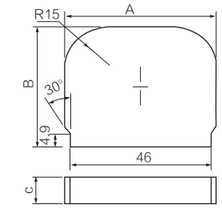

10

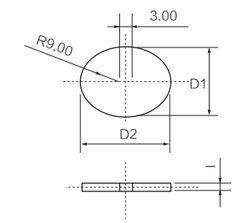

11

品名 Part No.	图号 Fig	尺寸Dimensions(mm) A	B	C	重量 Weight(g/pc)
I35/9.5/4.5	6	35.0±0.3	9.5±0.3	4.5±0.2	7.18
I37/8/3.85	6	37.0±0.7	8.0±0.15	3.85±0.1	5.7
I38/38/9.5	8	38.0±0.3	38.0±0.3	9.5±0.2	65
I40/40/20	6	40.0±0.6	40.0±0.6	20.0±0.3	153
I42/23/4	6	42.0±0.4	23.0±0.3	4.0±0.15	18.6
I42/23.5/4.3	6	42.0±0.8	23.5±0.5	4.3±0.2	21
I45/30/30	6	45.0+0/-1.0	29.0±0.5	29.0±0.5	188
I45/40/7.5	6	45.0±0.5	40.0±0.5	7.5±0.3	65
I46/28/30	6	46.0±0.6	30.0±0.6	28.0±0.5	185
I49.5/45.8/40	10	49.5±0.5	45.8±0.5	40.0±0.5	421
I50/10/2.5	6	50.0-0.3	2.5-0.2	9.9±0.2	5.7
I50/15/9	6	50.0±0.5	15.0±0.3	9.0±0.3	32.5
I50/12/2.5	6	50.0±0.5	12.0±0.2	2.5±0.15	7.4
I50/20/10	6	50.0±0.5	20.0±0.25	10.0±0.1	47
I50/25/25	6	50.0±0.6	25.0±0.5	25.0±0.5	150
I50/30/32	6	50.0±0.8	30.0±0.5	32.0±0.5	240
I50/40/30	6	50.0±0.5	29.8±0.4	38.8±0.3	277
I53/53/33	6	53.0±1.0	53.0±1.0	33.0±0.5	440
I53.3/53.3/30	6	53.3±0.8	53.3±0.8	30.0±0.6	409
I54/23/4	6	54.0±0.6	23.0±0.3	4.0±0.15	23.8
I54/40/23	6	54.0±0.6	40.0±0.6	23.0±0.5	236
I54/45/20	6	54.0±0.8	45.0±0.6	20.0±0.4	230
I55/19/4	6	55.0±0.7	19.0±0.5	4.0±0.2	20.1
I55/23.5/3.95	6	55.0±0.8	23.5±0.5	3.95±0.2	24.5
I59.5/32/36	6	59.5±0.5	32.0±0.4	36.0±0.5	328
I60/15/5	6	60.4±0.8	15.0±0.3	5.0±0.2	21.7
I60/15.5/8	6	60.0±0.8	15.5±0.3	8.5±0.3	38
I60/20/4.5	6	60.5±0.8	20.5±0.3	4.5±0.25	26.8
I60/23/4	6	60.0±0.8	23.0±0.3	4.0±0.2	26.5
I60/30/10	6	60.0-1.0	30.0-0.8	10.0-0.6	86

注：电感因数AL value　单位Unit:nH/N^2　测试条件Measuring conditions:10kHz,0.1V,25℃　公差Tolerance: ±25%

铁氧体磁心
Ferrite Core

条型磁心 I Cores



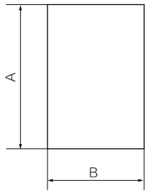

6

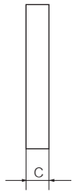

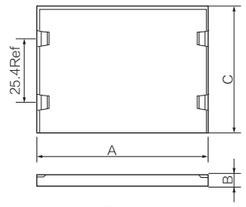

7

品名 Part No.	图号 Fig	尺寸Dimensions(mm) A	B	C	重量 Weight(g/pc)
I60.9/32/38	6	60.9±1.0	32.0±0.4	38.0±0.6	353
I61/38/32	6	61.0±0.8	38.0±0.5	32.0±0.5	350
I62.5/34.5/14	6	62.5±0.6	34.5±0.4	14.0±0.3	148
I64/5/50.8	7	64.0±0.8	5.1±0.15	50.8±0.7	79
I64.5/23.5/3.95	6	64.5+0.7-0.5	23.5±0.5	3.95±0.2	28.7
I65/56/10	6	65.0±0.8	56.0±0.8	10.0±0.5	171
I66/14/26	8	66.0±1.0	26.0±0.6	14.0±0.4	111
I66/26/26	8	66.0±1.0	26.0±0.6	26.0±0.5	206
I67/18/4.5	6	67.2-0.7	18.0±0.3	4.5±0.2	26
I68/20/10	6	$68.0^{+1.0}_{-0.5}$	$20.0^{+0.6}_{-0.2}$	$10.0^{+0.15}_{-0.1}$	65
I70/15/5	6	70.0±1.0	15.0±0.3	5.0±0.2	25.2
I70/19.5/10.5	6	70.0±1.5	19.5±0.5	10.5±0.5	69
I70/22/22	6	70.0±1.0	22.0±0.5	22.0±0.5	165
I70/28/30	6	70.0±1.4	28.0±0.6	30.0±0.8	280
I70/33/17	6	70.0±1.0	33.0±0.5	17.0±0.4	190
I70/66/25	6	70.0±0.8	66.0±0.8	25.0±0.4	552
I71/66/17	6	71.0±1.0	66.0±1.0	17.0±0.6	382
I72/45/36	6	72.0±1.2	45.0±1.0	36.0±0.4	546
I72/56/10	6	72.0±1.0	56.0±0.8	10.0±0.5	190
I72/56/11.2	6	72.0±1.2	56.0±1.0	11.2±0.5	216
I72/23/4	6	72.0±0.7	23.0±0.3	4.0±0.15	31.8
I77/56/10	6	77.0±1.0	56.0±0.8	12.0±0.5	203
I78/66/20	6	78.0±1.0	66.0±1.0	20.0±0.5	486
I78/70/18	6	78.0±1.0	69.7±0.8	18.0±0.5	470
I78.5/35/16.5	6	78.5±0.4	34.5±0.4	16.5±0.3	219
I79/23/4	6	79.0±0.8	23.0±0.3	4.0±0.15	35
I79.5/8/2.8	6	79.5±0.5	8.0±0.2	2.8±0.2	8.4
I80/12/7	6	79.5±0.8	12.0±0.6	7.3±0.3	32.2
I80/40/23	6	80.0±1.0	40.0±0.6	23.0±0.5	350
I83/33/33.5	8	83.0±1.0	33.0±0.5	33.5±0.5	436

注：电感因数AL value　单位Unit:nH/N^2　测试条件Measuring conditions:10kHz,0.1V,25℃　公差Tolerance:±25%

铁氧体磁心
Ferrite Core

条型磁心 I Cores

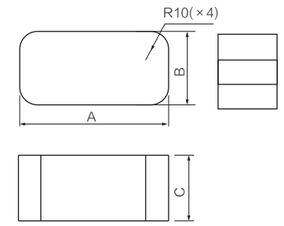

8

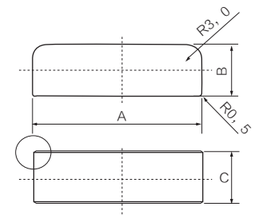

9

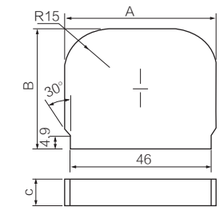

10

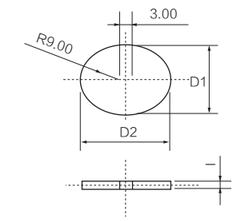

11

品名 Part No.	图号 Fig	尺寸Dimensions(mm) A	B	C	重量 Weight(g/pc)
I86/34.5/7	6	86.0±0.4	34.5±0.4	7.0±0.3	102
I86/66/26	6	86.0±1.1	66.0±0.8	26.0±0.6	700
I88/36/30	6	88.0±1.0	36.0±0.8	30.0±0.5	451
I88/32/36	6	88.0±1.0	36.0±0.6	32.0±0.6	468
I90/8/3.85	6	90.0±0.7	8.0±0.15	3.85±0.10	13.6
I91/56/11	6	91.0±1.8	56.0±1.0	11.0±0.5	266
I93/21.7/16	6	93.0±1.8	21.7±0.6	16.0±0.5	160
I93/28/10	9	93.0±1.8	27.5±0.5	10.0±0.5	122
I93/28/30	6	93.0±1.8	27.5±0.5	30.0±0.6	368
I93/70/18	6	93.8±1.8	69.7±0.8	18.0±0.5	565
I94/50/15	6	94.0±1.0	$50.1^{+0.2}_{-0.4}$	15.0±0.3	336
I95/35/16.5	6	95.0±1.0	34.5±0.4	16.5±0.3	265
I96/32/36	9	96.0±1.0	32.0±0.5	36.0±0.5	530
I96/38/32	6	96.0±1.8	38.0±0.5	32.0±0.5	550
I99.5/12/5	6	99.5±1.0	12.0±0.5	4.8±0.4	550
I99.5/15/5	6	99.5±1.0	15.0±0.3	4.8±0.4	35.8
I100/28/26	6	100.0±1.0	28.0±0.5	26.0±0.5	342
I100/50/25	6	100.0±1.2	50.0±0.6	25.0±0.6	600
I100/100/20	6	100.0±1.0	100.0±1.0	20.0±0.6	970
I101/34.5/16.5	6	101.0±1.0	34.5±0.4	16.5±0.3	282
I101.6/25.4/25.4	6	101.6±1.0	25.4±0.4	25.4±0.3	315
I101.6/50.8/25.4	6	101.6±1.0	50.8±0.6	25.4±0.6	615
I103.5/33/7	6	103.5±1.0	33.0±0.4	7.0±0.3	118
I110/30/30	6	110.0±1.0	29.0±0.5	29.0±0.5	460
I110/40/30	6	110.0±1.0	39.5±0.5	29.8±0.5	635
I110/54/16	6	110.0+1.0	54.0±0.7	16.0±0.3	450
I110/60/30	6	110.0±1.5	60.0±0.8	30.0±0.5	930
I114.3/50.8/18	6	114.3±2.0	50.8±0.6	18.0±0.5	524
I117/34/17	6	117.3±1.5	34.3±0.5	17.3±0.5	335
I118/35/17	6	$118^{+1.5}_{-2.5}$	35.0±0.7	17.5±0.5	347

注：电感因数AL value　单位Unit:nH/N^2　测试条件Measuring conditions:10kHz,0.1V,25℃　公差Tolerance:±25%

铁氧体磁心
Ferrite Core

条型磁心 I Cores



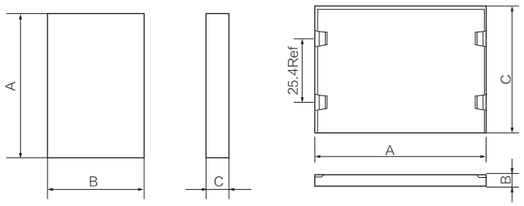

6 7

品名 Part No.	图号 Fig	尺寸Dimensions(mm) A	B	C	重量 Weight(g/pc)
I120/25/25	6	120.0±2.0	25.0±0.6	25.0±0.6	360
I120/28/14	6	120.0±2.0	28.0±0.5	14.0±0.1	224
I120/72/18	6	120.0±2.0	72.0±1.2	18.0±0.6	746
I130/30/30	6	130.0-2.0	29.0±0.5	29.0±0.5	460
I130/72/23	6	130.0±2.0	72.0±1.2	23.0±0.4	1080
I140/50/25	6	140.0±2.0	50.0±1.0	25.0±0.6	826
I150/15/5	6	150.0+0/-3	15.0±0.5	5.0±0.5	56
I150/25/25	6	150.0±3.0	25.0±0.6	$25.0^{+1.4}_{-0.5}$	450
I155/25/25	6	155.0±3.0	25.0±0.6	25.0±0.6	465
I186/40/28	6	186.0±3.0	40.0±0.2	$28.0^{+1.0}_{-0.5}$	990
I200/25/10	6	200.0±2.0	25.0±0.6	9.5±0.5	240
I200/40/40	6	200.0±2.0	40.0±0.6	40.0±0.6	1552
I218/40/40	6	218.0±3.0	40.0±1.0	40.0±1.0	1740

注：电感因数AL value　　单位Unit:nH/N^2　　测试条件Measuring conditions:10kHz,0.1V,25℃　　公差Tolerance: ±25%

锰锌材料对照表
MnZn Material Cross Reference List

厂商MAKER	材料MATERIALS											
NCD	LP3	LP3A	LP3S	LP9	LP10	LP10A	LP10F	LP10H	LP5	LP5W	LP6	LP7
ACME	P4	P41	P48	P46	P451	P452			P51			P61
DMEGC	DMR40	DMR44	DMR47	DMR95	DMR96	DMR96A		DMR96H	DMR50		DMR51	DMR51W
TDG	TP4	TP4A	TP4D	TPW33	TPW30	TPG33			TP5		TP5E	TP5F
TDK	PC40	PC44	PC47	PC95					PC50			
EPCOS	N87	N97		N95					N49		N59	
FERROXCUBE	3C90	3C96	3C98	3C95	3C97		3C95F		3F35	3F36	3F4	3F45
HITACHI METALS	ML24D	ML25D							ML14D		ML95S	ML91S
FDK	6H20	6H40		6H60	6H60T				7H10	7H20		
JFE	MB3	MB4		MBT1	MBT2				MC2			
NEC-TOKIN	BH2	BH1							B40			
VOGT	Fi325	Fi328							Fi327			
FAIR-RITE	78	98		95					79			
MAGNETICS	R	P		T								L

厂商MAKER	材料MATERIALS												
NCD	LP4	LP90	LP4A	HP1	HP2	HP2T	HP3	HP3T	HP3Z	HPB	LT1	HFZ	HFZ3
ACME	P42	P49	P491	A05	A07	A071	A10	A103	A102		N4	N5	
DMEGC	DMR24	DMR90	DMR28	R5K	R7K	R7KC	R10K	R10KC	R10KZ	R5KC	DMR70	DMR31	DMR32
TDG	TP4	TPB22	TPB16	TS5	TS7	TSR7	TS10		TSR10	TD5B	TH2		
TDK		PC90		HS52	HS72		HS10			DNW45			
EPCOS				T35	T37		T38			N45	N48		
FERROXCUBE	3C92			3E25	3E26	3N5	3E5		3E10		3B7		
HITACHI METALS				MQ53D	MP70D		MP10T						
FDK	4H45			2H06	2H07		2H10						
JFE		MB1H		MA055	MA070		MA100						
NEC-TOKIN	BH3			5H	7H		10H						
VOGT	Fi329			Fi340	Fi360		Fi410						
FAIR-RITE				75	76								
MAGNETICS				J			W				V		

NCD

www.ncd.com.cn





金属磁粉心

MAGNETIC POWDER CORES

一般信息
General Information

金属磁粉心及材料简介
Brief introduction of magnetic powder cores and its materials

金属磁粉心是由金属软磁合金粉末与无机绝缘剂组成的一种可以在很宽的频率范围内使用的磁心，在高频下功率损耗比较低。由于在磁心内部有均匀分布的气隙，所以磁心有很强的抗饱和磁化能力，在一个很宽的磁场范围内磁导率保持恒定，非常适合在大直流条件下使用。金属磁粉心的磁导率从19到125不等，磁导率越低，磁心的抗饱和能力越强，相同磁导率的磁心，材料的Bs值越大，其抗饱和能力也越强。

常用的主要材料有铁硅铝合金粉末、铁硅合金粉末、铁镍合金粉末以及它们的复合材料，以上粉末均具有球形形貌，其中铁硅铝粉末还具有另外一种形貌，即不规则多边形。

下面分别为大家介绍如下：

Magnetic Powder Cores consist of powders of soft magnetic materials and insulations. It can be used in a wide frequency range. It has lower power losses at high frequencies. As the air gaps are evenly distributed in the cores, it is very difficult to be fully magnetized. Therefore the apparent permeability is kept stable in a quite wide range of magnetizing field. The permeability range of the cores is from 19 to 125.The lower the permeability is ,the stronger the antisaturation is.For the core with same permeability but different material,the higher the Bs is the stronger the antisaturation is.

The major materials being used currently are silicon aluminum iron alloy powder, silicon iron alloy powder, nickel iron alloy powder and their compounds. All the alloy powder have the round morphology, the silicon aluminum iron alloy powder also has another morphology which is irregular polyhedron. Please see the details in the following:

NCD 铁硅铝磁粉心
NCD FeSiAl powder core

NS磁粉心是由铁硅铝合金粉末制成的。由于铁硅铝材料的磁致伸缩系数接近于零，铁硅铝磁粉心成为消除滤波电感器中可听噪音的理想选择。铁硅铝磁粉心的损耗明显低于铁粉心。特别是铁硅铝E型磁粉心，其储能能力比带气隙的铁氧体E型磁心要高得多。气隙损耗和涡流损耗均比带气隙的铁氧体E型磁心要低得多。铁硅铝磁粉心是PFC电路的明智选择，其它主要应用有开关稳压电感器、串联噪音滤波器、脉冲和反激变压器。 铁硅铝磁粉心的成品表面涂层是黑色树脂。可提供的磁导率范围为26-125。

NS powder cores are made from alloy powders of iron, silicon and aluminum. Near-zero magnetostriction makes Sendust cores ideal for eliminating audible noise in filter inductors. Core losses of Sendust cores are significantly lower than those of powdered iron cores. Especially Sendust E shapes provide a higher energy storage capability than gapped Ferrite E cores. Gap losses and eddy current losses are minimized with Sendust E cores compared to gapped ferrite E shapes. Sendust cores are a smart choice for PFC circuits. Other major applications include switching regulator inductors, In-line noise filters, pulse transformers and flyback transformers. Finished Sendust cores are coated in a black epoxy. The permeability range of the cores is from 26-125.

NCD 铁镍磁粉心
NCD FeNi powder cores

NH磁粉心是由直流叠加特性最好的铁镍50合金粉末制成的。与相同尺寸的带气隙的铁氧体磁心和铁粉心相比，饱和磁通密度为15000高斯的高磁通磁粉心，具有更高的储能能力和有效磁导率。由于高磁通磁粉心具有极佳的直流叠加特性和很低功率损耗，所以在缩小磁心尺寸降低线圈匝数的情况下仍能保持优越的电磁特性。NCD的高磁通磁粉心在功率因数校正器、开关校正电感器、串联噪音滤波、脉冲和反激变压器等应用领域给予广大客户极好的选择机会。高磁通磁粉心的成品表面涂层是卡其色树脂，根据客户需求提供各种尺寸和形状的磁心。可提供的磁导率范围为26-125。

一般信息
General Information

NH alloy powder cores are made from a 50% nickel -50% iron alloy powder for the highest available biasing capacity of any powder core material. The 15,000 Gauss saturation level of High Flux cores has a higher energy storage capability and more effective permeability when compared to the performance of gapped ferrite or powdered iron cores of a similar size. The excellent DC bias characteristics and low core losses of High Flux cores offer a reduction in size and the number of winding turns as well as superior magnetic properties. NCD's High Flux cores give an excellent choice for applications such as PFC reactors, switching regulator inductors, in-line noise filters, pulse transformers and fly-back transformers. Finished High Flux cores are coated with a Khaki epoxy and come in a variety of shapes and sizes. The permeability range of the cores is from 26-125.

NCD 铁硅磁粉心
NCD FeSi powder cores

NK磁粉心是由FeSi6.5合金粉末制成的。由于FeSi6.5的硅含量高于硅钢片，所以其电阻率高于硅钢片。可以对铁硅合金粉末进行三个维度的绝缘包覆，而硅钢片只能进行一个维度的绝缘包覆，所以包含颗粒内和颗粒间的所有涡流损耗，磁粉心要明显小于硅钢片。铁硅磁粉心可以设计尺寸更小的磁心以承受更高的电流并具备更大的储能能力。以仅次于铁镍磁心的直流叠加特性提供了高性价比的应用设计方案，例如大功率电源升降电感器，电动车车载逆变器和电感器用平滑扼流圈等。铁硅磁粉心不含有机粘接剂，其损耗明显低于铁粉心和带绕硅钢片磁心。具有很好的抗热老化性。铁硅磁粉心的表面涂层是深棕色树脂。可提供的磁导率范围为19-90。

NK powder cores are made from 6.5% silicon iron powder. Since the silicon content level of 6.5% silicon iron powder is higher than silicon steel sheet, the resistivity of silicon iron powder is higher than silicon steel sheet. The silicon iron powder also could be insulated in three dimensions instead of one dimension for silicon steel sheet, so the total eddy current loss in the particle and between particles are much lower than silicon steel sheet. The design of the NK powder cores includes a smaller size, higher current and higher energy storage capability. The excellent DC bias characteristics which only second to High Flux cores provides the best cost effective solution for high end applications including buck/boost inductors for high power supply systems, smoothing chokes for inverters and reactors for electric vehicles. NK powder cores are pressed without organic binders and have significantly lower core losses than powdered iron cores and Fe-Si strip cores. They also present excellent thermal properties with no thermal aging effects. Finished NK powder cores are coated with a dark brown epoxy. The permeability range of the cores is from19-90.

除了以上传统的磁粉心材料，为了适应日益增长的新能源汽车、高端服务器及终端以及高频通讯等领域的新的应用需求，我司及时推出了几款金属磁粉心新材料，具体介绍如下：

Besides the above traditional powder core material ,NCD released some new material in time for upper grade application area such as new energy automobile, upper grade server and computers, higher frequency communication areas. Details in the following introductions:

NCD NKS磁粉心
NCD NKS powder cores

NKS磁粉心是由高磁通铁硅铝材料制成。该磁心的功耗与sendust磁粉心相近，大大低于FeSi磁粉心；直流叠加特性明显优于sendust磁粉心，略低于FeSi磁粉心，是一种性能价格比很高的磁粉心材料，能够满足对于高直流叠加特性及低功耗的双重要求。NKS的综合电磁性能与目前市场上的非晶磁粉心相近，但比非晶磁粉心具有更好的热稳定性，既无老化问题，也无噪音的困扰。NKS磁粉心的表面涂层是天蓝色树脂。可提供的磁导率范围为26-90。

NKS powder core is made of high flux silicon aluminum iron alloy material. The core loss is similar to sendust powder core but much lower than FeSi powder core. The DC bias is a little bit lower than FeSi powder core but much better than sendust powder core. It offers the best cost performance ratio compared to any other core material. The overall magnetic characteristics of NKS powder core is similar to the amorphous powder core. Compared with amorphous powder core, NKS powder core has better thermal stability, neither aging nor noise problem. Finished NKS cores are coated with a sky blue epoxy. The permeability range of the cores is from26-90.

一般信息
General Information

NCD NSW磁粉心
NCD NSW powder cores

NSW磁粉心是由高磁通低损耗铁硅铝材料制成，其损耗和直流叠加特性要远优于传统的Sendust。在磁导率26-90范围内，磁心的损耗和直流叠加特性甚至优于铁镍钼磁粉心。是高效能PFC电路的不二之选，主要应用有开关稳压电感器、串联噪音滤波器、脉冲和反激变压器。 NSW磁粉心的成品表面涂层是蓝色。磁导率范围为26-90。

NSW powder core is made of high flux low loss silicon aluminum iron alloy material. Both core loss and DC bias are much better than sendust, and they are even better than the MPP powder core when the permeability is from 26 to 90. NSW cores are a smart choice for higher PFC circuits. Other major applications include switching regulator inductors, In-line noise filters, pulse transformers and flyback transformers. Finished NSW cores are coated in a blue epoxy. The permeability range of the cores is from 26-90.

NCD NSWL磁粉心
NCD NSWL powder cores

NSWL 磁粉心是由高频铁硅铝材料制成，可以在更高的频率下使用，磁导率应用范围为26-90。是高频PFC电路的首选，其它主要应用有较高频率的开关稳压电感器、串联噪音滤波器、脉冲和反激变压器。NSW-L磁粉心的成品表面涂层是蓝色。

NSWL powder core is made of high frequency silicon aluminum iron alloy material. It could be applied at higher frequency. NSWL cores are a smart choice for higher frequency PFC circuits. Other major applications include switching regulator inductors, In-line noise filters, pulse transformers and flyback transformers in higher frequency area. Finished NSWL cores are coated in a blue epoxy. The permeability range of the cores is from 26-90.

NCD NSH复合磁粉心
NCD NSH compound powder core

NSH材料是一种复合材料，含有铁、镍、铝和硅等元素。其Bs值为1.2T，其损耗与气雾化铁硅铝接近，直流叠加特性与NKS材料接近。是铁镍钼及纳米晶磁粉心的理想替代材料，是高效能PC机之PFC电感的首选。NSH磁粉心的成品表面涂层是蓝色。磁导率范围为026-090。

NSH is a kind of compound material which contents Fe、Si、Al and Ni elements. Its Bs is about 1.2T. The core loss is similar to NSW material. The DC Bias is similar to NKS material. It is a good alternitive of MPP and nanocrystalline powder core. It’s a top choice for high energy efficiency PFC for computors. Finished NSH cores are coated in a blue epoxy. The permeability range of the cores is from 26-90.

NCD NHU超磁通磁粉心
NCD NHU powder core

NHU超磁通磁粉心是在传统的铁镍磁粉心基础上，进一步优化粉末及磁心制造工艺而制成的。其主要成分是铁和镍。在所有金属磁粉心材料中，具有最优异的直流叠加特性，其μ060磁心在100Oe的直流叠加接近90%。与传统的高磁通铁镍磁粉心相比，损耗更是降低近30%。主要用于高效率、高电流密度的电动汽车充电器（OBC)及通讯电源、服务器电源等领域。用超磁通替代高磁通磁粉心，器件可以获得更高的效率。超磁通磁粉心的成品表面涂层是卡其色，根据客户需求提供各种尺寸和形状的磁心。可提供的磁导率范围为26-125。

NHU powder cores offer the best DC bias of all alloy powder core which up to near 90% of the μ060 core at 100 Oe magnetizing field. The power loss of NHU core is 30% lower than NH core.The composition is nickel and iron. It’s the upgrade version of traditional high flux. It could be applied in higher energy efficiency and higher power density inductor such as automobile OBC ,telecom power system and computor server power system. You would get the highest efficiency as an alternitive of tradtional high flux cores. Finished High Flux cores are coated with a Khaki epoxy and come in a variety of shapes and sizes. The permeability range of the cores is from 26-125.

一般信息
General Information

NCD NHS复合磁粉心
NCD NHS compound powder core

NHS材料是一种复合材料，含有铁、镍、铝和硅等元素，合金Bs值为1.4T，直流叠加特性与铁镍接近。026等低磁导率磁心的损耗明显优于其他任何材料的磁心，甚至低于铁镍钼磁心，在大电流的UPS应用中显示其卓越的抗饱和能力。由于其低损耗及优越的抗饱和能力，成为追求高效能的UPS、ESS、电脑及服务器等领域PFC电感等磁性元器件的首选。NHS磁粉心的成品表面涂层是卡其色，可提供的磁导率范围为26-90。

NCD has recently released its new NHS series of alloy powder core which contents iron、nickel、aluminum and silicon elements. The 1.4 Tesla saturation level of NHS cores exhibits similar DCB characteristics to high flux cores. NHS cores with permeability of 26μ show outstanding DCB performance for high current application such as UPS. Especially, the core losses of 19μ and 26μ are significantly lower than any other material, even lower than MPP. NHS cores offer good solutions for applications requiring high efficiency such as UPS、ESS and similar industry uses. Finished NHS cores are coated with a Khaki epoxy.The permeability range of the cores is from 26-90.

NCD NKH复合磁粉心
NCD NKH compound powder core

NKH材料是一种复合材料，主要含有铁、镍和硅等元素。该材料的Bs为1.5T，与铁镍有着相似的直流叠加特性，其损耗要明显优于铁硅材料，在UPS（不间断电源）及ESS（储能系统）中有较为广泛的应用。NKH磁粉心的成品表面涂层是棕色。磁导率范围为26-90。

NKH is another new material released recently. It contents iron、nickel、and silicon elements. The 1.5 Tesla saturation level of NKH cores exhibits similar DCB characteristics to high flux cores. NKH cores have lower losses than NK cores. Most suitable for applications of UPS、ESS and similar industry uses. Finished High Flux cores are coated with a brown epoxy.The permeability range of the cores is from 26-90.

NCD NHK复合磁粉心
NCD NHK compound powder core

NHK材料是一种复合材料，主要含有铁、镍和硅等元素。该材料的Bs为1.5T，与铁镍有着相似的直流叠加特性，其损耗低于NKH材料，与NKS材料接近，与铁镍材料相比，有明显的价格优势，在UPS（不间断电源）及ESS（储能系统）中有较为广泛的应用。NHK磁粉心的成品表面涂层是棕色。磁导率范围为26-90。

NHK is another new material released recently. It contents iron、nickel、and silicon elements. The 1.5 Tesla saturation level of NHK cores exhibits similar DCB characteristics to high flux cores. NHK cores have lower losses than NKH cores. Most suitable for applications of UPS、ESS and similar industry uses. Finished High Flux cores are coated with a khaki epoxy.The permeability range of the cores is from 26-90.

材料特点与应用
Material Characteristics and Applications

NS铁硅铝磁粉心 NS FeSiAl powder core

特点:

破碎法铁硅铝合金粉末
饱和磁通密度10000Gs
良好的直流叠加特性
良好的储能能力
低功率损耗

主要应用:

PFC电感
串联噪音滤波器。
单端反激变压器
开关电源稳压电感

Characteristics:

Crushed FeSiAl alloy powder
Bs is 10000Gs
Good DC Bias
Good energy storage capacity
Low power loss

Major Applications:

PFC Inductors
In-line noise Filter
Pulse and Fly back Transforms
Switching regulator Inductors

NH铁镍磁粉心 NH FeNi powder core

特点:

由铁镍合金粉末组成
饱和磁通密度可以达到15000Gs
最好的直流叠加特性
最高储能能力
更低的功率损耗

主要应用:

串联噪音滤波电感器
单端反激变压器
开关式校准电感
高端功率因数校正器

Characteristics:

Consists of Fe-Ni powder
Bs is up to 15000Gs
The best DC Bias
The best energy storage capacity
Lower core loss

Major Applications:

In-line noise filter
Pulse and Fly back Transforms
Switching regulator inductor
High-end PFC inductor

材料特点与应用
Material Characteristics and Applications

NK铁硅磁粉心 NK FeSi powder core

特点:

由铁硅合金粉末组成
饱和磁通密度可以达到15000Gs
很好的直流叠加特性
更高储能能力
功率损耗低于铁粉心

主要应用:

有源电力滤波器
大功率电源升降压电感器
电动车逆变平滑扼流圈
风力发电
混合动力汽车

Characteristics:

Consists of Fe-Si powder
Bs is up to 15000Gs
Excellent DC Bias
Better energy storage capacity
Core loss less than Iron Powder Core

Major Applications:

APFC Inductors
Buck/Boost inductors for high power supply system
Smoothing chokes of invertors for electric vehicles
Wind Energy System
Hybrid Electric Vehicle

NKS高磁通铁硅铝磁粉心 NKS high flux silicon aluminum iron alloy powder core

特点:

气雾化铁硅铝合金粉末
饱和磁通密度可达13000Gs
直流叠加特性好于NS类
储能能力好于NS类
功率损耗与NS相当

主要应用:

PFC电感
串联噪音滤波器。
单端反激变压器
开关电源稳压电感
谐振电感

Characteristics:

Gas atomized silicon aluminum iron alloy powder
Bs is up to 13000Gs
DC Bias better than NS series
Energy Storage better than NS series
Core Loss similar to NS series

Major Applications:

PFC Inductors
In-line noise Filter
Pulse and Fly back Transforms
Switching regulator Inductors
Resonant Inductors

材料特点与应用
Material Characteristics and Applications

NSW 高磁通低损耗铁硅铝磁粉心
NSW high flux low loss silicon aluminum iron alloy powder core

特点:
气雾化铁硅铝粉末
饱和磁通密度10000Gs，优于铁镍钼
直流叠加特性优于铁镍钼，略低于NKS
较高的应用频率
超低的功率损耗，甚至低于铁镍钼磁粉心

Characteristics:
Gas atomized silicon aluminum iron alloy powder
Bs is 10000Gs,better than MPP
DC Bias better than MPP, slightly lower than NKS
higher application frequency
Ultra-low core loss, even less than MPP

主要应用:
谐振电感
高频反激变压器
高频PFC电感
高频EMI滤波电抗器

Major Applications：
Resonant inductor
High frequency Fly-back Transforms
High frequency PFC inductor
High frequency EMI filter reactor

NSWL高频铁硅铝磁粉心
NSWL high frequency silicon aluminum iron powder core

特点:
气雾化铁硅铝粉末
饱和磁通密度10000Gs
比NSW更低的功率损耗
比NSW更高的应用频率
与NSW的直流叠加特性相当

Characteristics:
Gas atomized silicon aluminum iron alloy powder
Bs is 10000Gs
Better core loss than NSW
Higher application frequency than NSW
DC bias Equivalent to NSW

主要应用:
谐振电感
高频反激变压器
高频PFC电感
高频EMI滤波电抗器

Major Applications：
Resonant inductor
High frequency Fly-back Transforms
High frequency PFC inductor
High frequency EMI filter reactor

材料特点与应用
Material Characteristics and Applications

NSH复合磁粉心 NSH compound powder core

特点:
含有铁镍和铁硅铝合金粉末
饱和磁通密度约为12000Gs
直流叠加特性与NKS接近
功率损耗与NSW接近

Characteristics:
Consists of FeNi and FeSiAl alloy powder
Bs is around 12000Gs
DC Bias equivalent to NKS
Core loss equivalent to NSW

主要应用:
服务器及PC机用高效能PFC电感

Major Applications：
high energy efficiency PFC for sever & computor

NHU铁镍超磁通磁粉心 NHU ultra flux powder core

特点:
由铁镍合金粉末组成
饱和磁通密度可以达到15000Gs
最好的直流叠加特性
功率损耗低于铁镍磁粉心

Characteristics:
Consists of FeNi alloy powder
Bs is up to 15000Gs
The best DC Bias
Core loss less than high flux Powder Core

主要应用:
高效率电动汽车OBC PFC电感
高效率通讯电源PFC电感
高效率服务器电源PFC电感

Major Applications：
high energy efficiency PFC for OBC of new energy vehicles
high energy efficiency PFC of power supply for communication
high energy efficiency PFC of power supply for sever

材料特点与应用
Material Characteristics and Applications

NHS复合磁粉心 NHS compound powder core

特点:

含有铁镍和铁硅铝合金粉末
饱和磁通密度约为14000Gs
直流叠加特性与铁镍接近
功率损耗比铁镍更低

Characteristics:

Consists of FeNi and FeSiAl alloy powder
Bs is around 14000Gs
DC Bias approach to high flux
Lower core loss than high flux

主要应用:

大功率高效能服务器用PFC电感

Major Applications:

high energy efficiency PFC for larger power sever

NKH复合磁粉心 NKH compound powder core

特点:

含有铁镍和铁硅合金粉末
饱和磁通密度为15000Gs
直流叠加特性优于铁硅
功率损耗比铁硅低

Characteristics:

Consists of FeNi & FeSi alloy powder
Bs is up to 15000Gs
DC Bias better than FeSi
Core loss lower than FeSi

主要应用:

UPS电源
储能系统

Major Applications:

UPS power supply
ESS energy storage system

材料特点与应用
Material Characteristics and Applications

NHK复合磁粉心 NHK compound powder core

特点:

含有铁镍和铁硅合金粉末
饱和磁通密度为15000Gs
直流叠加特性与铁镍接近
功率损耗比NKH更低

Characteristics:

Consists of FeNi & FeSi alloy powder
Bs is up to 15000Gs
DC Bias approach to high flux
Lower core loss than NKH

主要应用:

UPS电源
储能系统

Major Applications:

UPS power supply
ESS energy storage system

线圈设计举例
Design Example of coil

电感绕线匝数的计算方法

已知条件如下

磁 心：NS229125

电感因数：A_L=90 nH/N^2

要求电感量：44μH±8%

计算过程如下：

考虑到电感因数公差±8%，AL值应该在82.8～97.2 nH/N^2，因此在选择线圈的匝数时，应该考虑到这一点。应注意，为了得到相同的电感量，使用不同电感因数的磁心绕制时可能需要选择不同的匝数。

使用下面公式可以计算出线圈匝数的上下限。

A_L=82.8 nH/N^2时（电感因数下限），此时绕制的匝数最多

$$N=\sqrt{\frac{L}{A_L}}=\sqrt{\frac{44\times1000}{82.8}}=23.0\ (匝)\approx23(匝)$$

A_L=97.2 nH/N^2时（电感因数上限），此时绕制的匝数最少

$$N=\sqrt{\frac{L}{A_L}}=\sqrt{\frac{44\times1000}{97.2}}=21.3\ (匝)\approx21(匝)$$

从上面的计算可知，为了得到44μH的电感，绕制的匝数可以选择21~23匝之间，具体的匝数可以根据磁心的实际的电感因数而定。

Calculating Method of Winding Turns

Condition:

Core:NS229125

A_L=90 nH/N^2

Required Inductance: 44μH±8%

Calculation process:

AL tolerance is ±8%, AL range is from 82.8 to 97.2nH/N^2 Difference winding turns must be considered in order to receive the same inductance when using difference A_L core.

We can calculate winding turns according to follow fomula.

A_L=82.8 nH/N^2，Winding turns is maximum

$$N=\sqrt{\frac{L}{A_L}}=\sqrt{\frac{44\times1000}{82.8}}=23.0\ (匝)\approx23(匝)$$

AL=97.2 nH/N^2 Winding turns is minimum

$$N=\sqrt{\frac{L}{A_L}}=\sqrt{\frac{44\times1000}{97.2}}=21.3\ (匝)\approx21(匝)$$

From above calculation, to get the inductance of 44μH, the number of turns can be between 21~23, it can be determined by the real A_L value of the core.

磁心选择示例
Filter Inductor Design

根据下列条件，确定应选磁环及绕绕制的匝数。条件如下：

1）直流电流I_{DC}=8（A）

2）加电流后电感量L_{8A}=17.5 μH

计算过程如下：

公式转换

$$H=\frac{0.4\pi NI}{l_e}\Rightarrow NI=\frac{Hl_e}{0.4\pi}$$

1）初步确定磁场强度

在电流8A下，电感量下降后不小于50%。从磁场强度与初始磁导率变化曲线图可以看到，磁导率下降50%时对应的磁场强度H=35（Oe）。

初步选择磁心NS229125

NS229125的有效磁路长度le=5.67cm

(注：50Oe是设定值)

2）计算安匝数及匝数 Calculate NI and N

$$NI=\frac{Hl_e}{0.4\pi}=35\times5.67/0.4/3.14=158$$

N = 158÷8 = 19.75≈20 turns

3）核算L_{8A}电感是否满足要求

$L_{0A}=A_L\times N^2=90\times20^2=36.0$

I=8A时，电感量下降为50%L0A，

L_{8A}=36.0 × 50% = 18.0(μH)

Determine Core and Turns.

Condition is as follow.

1) I_{DC}=8（A）

2)L_{8A}=17.5 μH

Calculation process:

Formula conversion

$$H=\frac{0.4\pi NI}{l_e}\Rightarrow NI=\frac{Hl_e}{0.4\pi}$$

1）Specify the magnetizing field

When adding 8A Idc to core, Inductance decrease less than 50%. Looking for curve of permeability vs H, H is 35Oe When permeability is about 50%.

Choose Core is NS229125

Le=5.67cm

(Remark: 50Oe is setting value)

2） Calculate NI and N

$$NI=\frac{Hl_e}{0.4\pi}=35\times5.67/0.4/3.14=158$$

N = 158÷8＝19.75≈20 turns

3)Verify if L_{8A} inductance meet the requirement

$L_{0A}=A_L\times N^2=90\times20^2=36.0$

When I=8A, Inductance is 50%L0A，

L_{8A}=36.0 × 50% = 18.0(μH)

加上8A的电流后电感量基本上能够满足要求。在实际的使用中选用磁心时，如果初次选定的磁心无法一次满足要求，可以根据上述方法，通过调整磁心尺寸及磁导率的方式来使L_{0A}电感及加电流后的电感满足要求。

Inductance can meet the requirement after adding 8A(DC) in core .In real core selection for designing, if the core you selected can not meet your requirement, you may adjust the dimension and permeability as above mentioned to make the L_{0A} inductance and the A_L value to meet the requirement

材料特点与应用
Material Characteristics and Applications

金属软磁合金粉末制造流程介绍

Introduction to the manufacturing process flow of soft magnetic alloy powder

制造流程图 manufacturing flow chart

机械破碎化法(Mechanical crushed process)

称量 Weighing → 熔炼/铸锭 Melting&casting → 破碎/研磨 Crushing &milling → 退火 Annealing → 筛分 Sieving

气雾化法 (Gas Atomizing process)

称量 Weighing → 熔炼 Melting → 惰性气体雾化 Inert Gas Atomizing → 分级 Classification

真空气雾化法 (Vacuum Gas Atomizing process)

称量 Weighing → 真空熔炼 Vacuum Melting → 惰性气体雾化 Inert Gas Atomizing → 分级 Classification



机械破碎法粉末形貌
morphology of mechanical crushed powder



气雾化法粉末形貌
morphology of gas atomized powder

机械破碎法工艺主要用于制造传统的铁硅铝磁粉心粉末。粉末形貌为不规则多边形，成型性好，磁心的损耗相对较低，直流叠加特性良好。易于大规模生产，制造成本较低。

气雾化法工艺可用于制造铁硅和铁硅铝磁粉心粉末，粉末形貌为球形，直流叠加特性很好。真空气雾化法工艺主要用于制造铁镍磁粉心粉末。粉末形貌为球形，直流叠加特性和损耗都很好。

Mechanical crushing process mainly applies to manufacture traditional sendust powder. The morphology of the powder is irregular polyhedron. The moldability of the powder is good. The power loss is relatively lower. The DC bias is good. The process is easy for mass production and has lower manufacturing cost.

The gas atomized process mainly applies to manufacture silicon iron powder and silicon aluminum iron powder. The morphology of the powder is spherical. The core made of the powder has excellent DC bias. The vacuum gas atomized process mainly applies to manufacture the nickel iron powder . The morphology of the powder is spherical as well. Both the DC bias and power loss are all very well.

材料特点与应用
Material Characteristics and Applications

金属磁粉心制造流程介绍

Introduction to the manufacturing process of magnetic powder core

制造流程图 manufacturing flow chart

绝缘包覆 insulation → 成型 pressing → 烧结 sintering → 浸渍 soaking → 喷涂 coating → 分检包装 inspection&packing

绝缘包覆工序是通过化学和物理方法在每个金属粉末表面包覆一层膜，提高粉末表面的电阻率和粘接性；成型工序是将绝缘包覆好的粉末压制成各种形状的磁心；烧结工序是将压制好的磁心在一定温度下进行热处理，释放压应力，提高磁心的机械强度，达到一定要求的电磁特性；浸渍工序是将烧结后的磁心浸泡在树脂溶液中，然后在一定温度下固化，以进一步提高磁心的机械强度；喷涂工序是在烧结好的磁心表面涂覆一层树脂，以提高磁心的表面电阻；分检包装工序是对喷涂后的磁心进行外观检验，将合格品喷码、包装后入库。

Insulation is the process to coat an insulating layer on the surface of each particle by chemical and physical method to increase the surface resistivity and adhesive property of the powder. Pressing is the process to put the insulated powder in a mold and compact the powder together by a huge pressure to get a core with specific shape. Sintering is the process to put the green cores into a kiln to strengthen the mechanical strength and release the stress, meanwhile to get the objective electromagnetic properties. Soaking is the process to put the sintered cores in a resin solution tank and cure them in a certain temperature to enhance the broken strength further. Coating is the process to coat an insulated layer on the surface of the sintered cores to get the objective resistivity for copper wire winding. Inspection & packing is the process to have a final visual inspection, mark on the core, pack and release to warehouse.

材料说明
Material Description

磁粉心材料特性表 Comparison Table of Powder Core Materials

材料种类 Material Type	磁导率 Perm.	饱和磁通密度 Bs（Tesla）	居里温度(℃) Curie Temp.	工作温度范围(℃) Working Temp.	损耗 Pcv (kW/m3) 50kHz/100mT	叠加 DC Bias (%) (L100Oe/L0)
NH	26-125	1.5	500	-40~150	200	85
NHU	26-125	1.5	500	-40~150	140	90
NS	26-125	1.03	600	-40~150	220	46
NSW	26-90	1.03	600	-40~150	140	57
NSW-L	26-90	1.03	600	-40~150	110	57
NK	19-90	1.5	700	-40~150	500	72
NKH	26-90	1.5	500	-40~150	370	78
NHK	26-90	1.5	500	-40~150	280	81
NSH	26-90	1.15	500	-40~150	160	65
NHS	26-90	1.35	500	-40~150	180	76
NKS	26-90	1.15	600	-40~150	260	62

注：上表中的损耗和叠加以270060试环测试

Note: The testing ring of core loss and DC bias in the above table is the ring 270 with the perm.60.

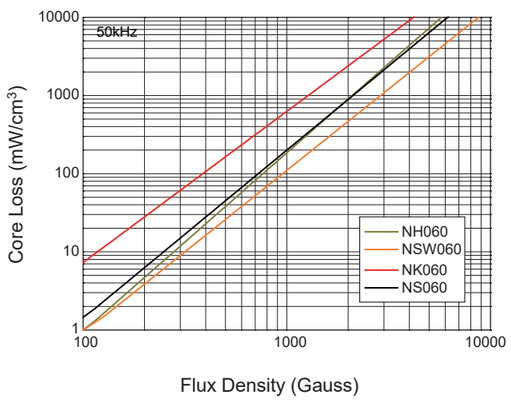

磁导率60材料损耗对比
Comparison of Power Loss of Different Materials

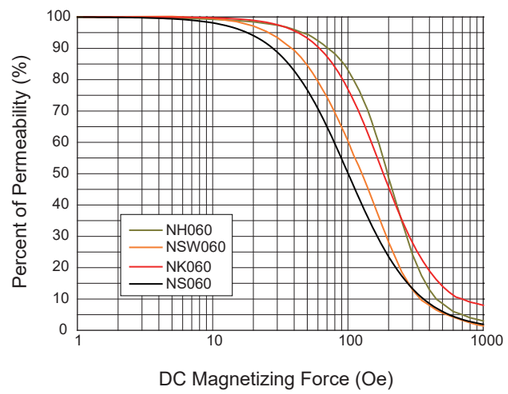

磁导率与直流磁化场关系
Permeability vs DC Bias

材料说明
Material Description

NS铁硅铝磁粉心主要性能参数表 Key Characteristic Parameter Table of Sendust Powder Cores

Characteristic	Symbol	Unit	Condition	26	60	75	90	125
Effective Perm.	μ_e		100kHz	26±8%	60±8%	75±8%	90±8%	125±8%
DC Bias		%	$L_{200Oe}/L_{00Oe(26)}$ $L_{100Oe}/L_{00Oe(60-125)}$	52	48	33	26	16
Power Loss	Pcv	mW/cm³	f=50kHz B=100mT	350	260	260	260	260
Core Density	d	g/cm³		5.5	5.85	5.9	5.95	6.0

NH铁镍磁粉心主要性能参数表 Key Characteristic Parameter Table of Nickel Iron Alloy Powder Cores

Characteristic	Symbol	Unit	Condition	26	60	125
Effective Perm.	μ_e		100kHz	26±8%	60±8%	125±8%
DC Bias		%	$L_{200Oe}/L_{00Oe(26)}$ $L_{100Oe}/L_{00Oe(60-125)}$	83	83	40
Power Loss	Pcv	mW/cm³	f=50kHz B=100mT	220	230	320
Core Density	d	g/cm³		6.75	7.4	7.75

NK铁硅磁粉心主要性能参数表 Key Characteristic Parameter Table of Silicon Iron Alloy Powder Cores

Characteristic	Symbol	Unit	Condition	26	60	75	90
Effective Perm.	μ_e		100kHz	26±8%	60±8%	75±8%	90±8%
DC Bias		%	$L_{200Oe}/L_{00Oe(26)}$ $L_{100Oe}/L_{00Oe(060-090)}$	82	72	53	46
Power Loss	Pcv	mW/cm³	f=50kHz B=100mT	800	600	600	600
Core Density	d	g/cm³		6.55	6.85	6.95	7.1

NKS高磁通铁硅铝磁粉心主要性能参数表

Key Characteristic Parameter Table of High Flux Silicon Aluminum Iron Alloy powder cores

Characteristic	Symbol	Unit	Condition	26	60	90
Effective Perm.	μ_e		100kHz	26±8%	60±8%	90±8%
DC Bias		%	$L_{200Oe}/L_{00Oe(26)}$ $L_{100Oe}/L_{00Oe(60-125)}$	80	60	35
Power Loss	Pcv	mW/cm³	f=50kHz B=100mT	230	260	300
Core Density	d	g/cm³		5.9	6.3	6.6

材料说明
Material Description

NSW高磁通低损耗铁硅铝磁粉心主要性能参数表

Key Characteristic Parameter Table of High Flux Low Loss Silicon Aluminum Iron Alloy powder cores

Characteristic	Symbol	Unit	Condition	26	60
Effective Perm.	μ_e		100kHz	26±8%	60±8%
DC Bias		%	$L_{2000e//}$ $L_{00e(26)}$ $L_{1000e//}$ $L_{00e(60-60)}$	63	58
Power Loss	Pcv	mW/cm^3	f=50kHz B=100mT	160	140
Core Density	d	g/cm^3		5.65	6.0

NSWL高频铁硅铝磁粉心主要性能参数表

Key Characteristic Parameter Table of High Frequency Silicon Aluminum Iron Alloy Powder Cores

Characteristic	Symbol	Unit	Condition	26	60
Effective Perm.	μ_e		100kHz	26±8%	60±8%
DC Bias		%	$L_{2000e//}$ $L_{00e(26)}$ $L_{1000e//}$ $L_{00e(60-60)}$	63	58
Power Loss	Pcv	mW/cm^3	f=50kHz B=100mT	150	120
Core Density	d	g/cm^3		5.65	6.0

NSH复合磁粉心主要性能参数表

Key Characteristic Parameter Table of NSH Compound Powder Cores

Characteristic	Symbol	Unit	Condition	26	60	90
Effective Perm.	μ_e		100kHz	26±8%	60±8%	90±8%
DC Bias		%	$L_{2000e//}$ $L_{00e(26)}$ $L_{1000e//}$ $L_{00e(60-060)}$	75	65	43
Power Loss	Pcv	mW/cm^3	f=50kHz B=100mT	190	170	170
Core Density	d	g/cm^3		5.95	6.40	6.65

NHU铁镍超磁通磁粉心主要性能参数表

Key Characteristic Parameter Table of Ultra Flux Powder Cores

Characteristic	Symbol	Unit	Condition	60	125
Effective Perm.	μ_e		100kHz	60±8%	125±8%
DC Bias		%	$L_{2000e//}$ $L_{00e(26)}$ $L_{1000e//}$ $L_{00e(60-60)}$	90	45
Power Loss	Pcv	mW/cm^3	f=50kHz B=100mT	160	220
Core Density	d	g/cm^3		7.42	7.77

材料说明
Material Description

NHS复合磁粉心主要性能参数表

Key Characteristic Parameter Table of NHS Compound Powder Cores

Characteristic	Symbol	Unit	Condition	26	60	90
Effective Perm.	μ_e		100kHz	26±8%	60±8%	90±8%
DC Bias		%	$L_{2000e//}$ $L_{00e(26)}$ $L_{1000e//}$ $L_{00e(60-060)}$	79	76	55
Power Loss	Pcv	mW/cm^3	f=50kHz B=100mT	230	200	200
Core Density	d	g/cm^3		6.40	6.98	7.14

NKH复合磁粉心主要性能参数表

Key Characteristic Parameter Table of NKH Compound Powder Cores

Characteristic	Symbol	Unit	Condition	26	60	90
Effective Perm.	μ_e		100kHz	26±8%	60±8%	90±8%
DC Bias		%	$L_{2000e//}$ $L_{00e(26)}$ $L_{1000e//}$ $L_{00e(60-060)}$	78	78	55
Power Loss	Pcv	mW/cm^3	f=50kHz B=100mT	550	430	430
Core Density	d	g/cm^3		6.60	7.00	7.20

NHK复合磁粉心主要性能参数表

Key Characteristic Parameter Table of NHK Compound Powder Cores

Characteristic	Symbol	Unit	Condition	26	60	90
Effective Perm.	μ_e		100kHz	26±8%	60±8%	90±8%
DC Bias		%	$L_{2000e//}$ $L_{00e(26)}$ $L_{1000e//}$ $L_{00e(60-060)}$	85	81	55
Power Loss	Pcv	mW/cm^3	f=50kHz B=100mT	410	340	340
Core Density	d	g/cm^3		6.68	7.20	7.35

环型磁粉心表面均有绝缘涂层，不同颜色代表不同的材质，具备优异的介电性能。
The Ring-cores are all coated by different colour insulating epoxy which indicates different core material and have excellent dielectric properties.

材料/Material	颜色/Color
NS	黑色/Black
NK	棕色/Brown
NH	卡其色/Khaki
NSW	天蓝色/Sky Blue
NSWL	天蓝色/Sky Blue
NKS	天蓝色/Sky Blue

材料/Material	颜色/Color
NSH	天蓝色/Sky Blue
NHU	卡其色/Khaki
NHS	卡其色/Khaki
NKH	棕色/Brown
NHK	卡其色/Khaki

特性曲线
Characteristic Curves

磁导率与直流磁化场曲线 Permeability vs Magnetizing Force Curves

NS

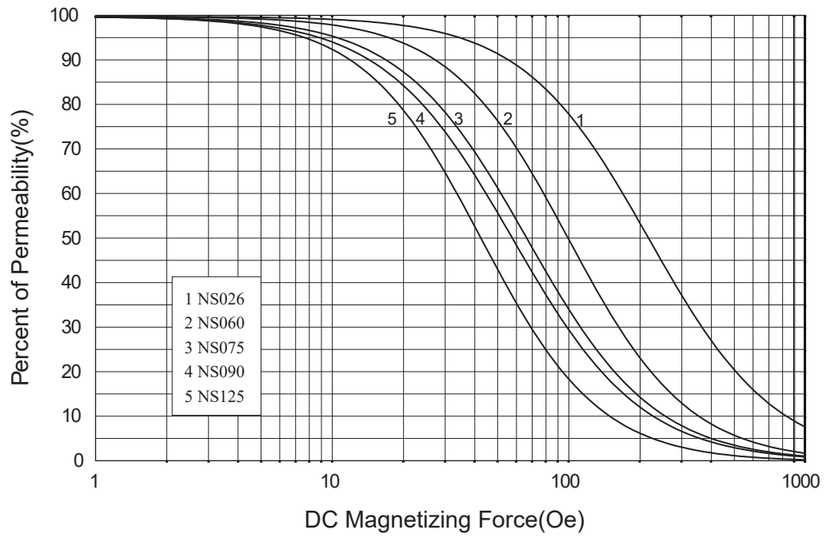

NH

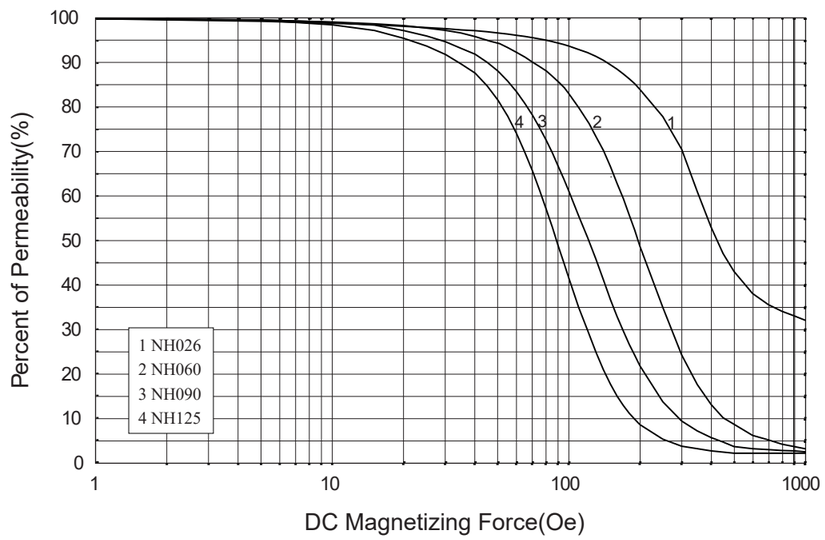

特性曲线
Characteristic Curves

磁导率与直流磁化场曲线 Permeability vs Magnetizing Force Curves

NK

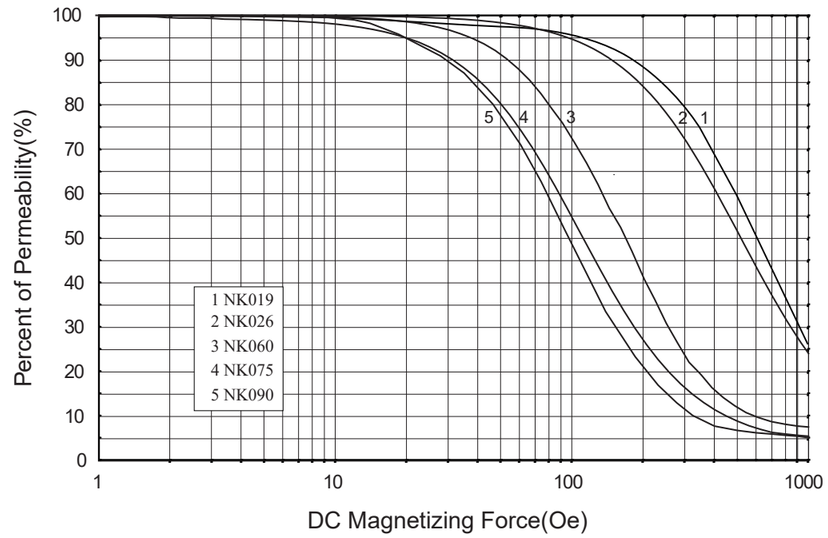

NKS

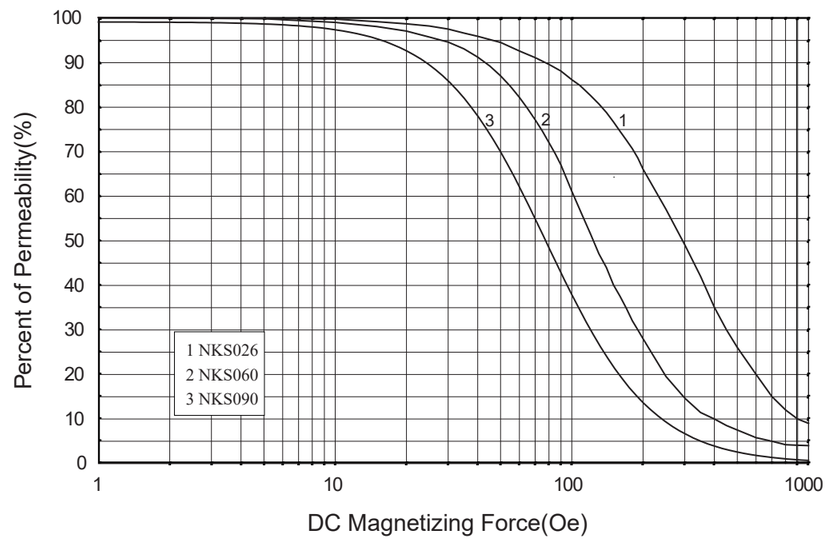

特性曲线
Characteristic Curves

磁导率与直流磁化场曲线 Permeability vs Magnetizing Force Curves

NSW

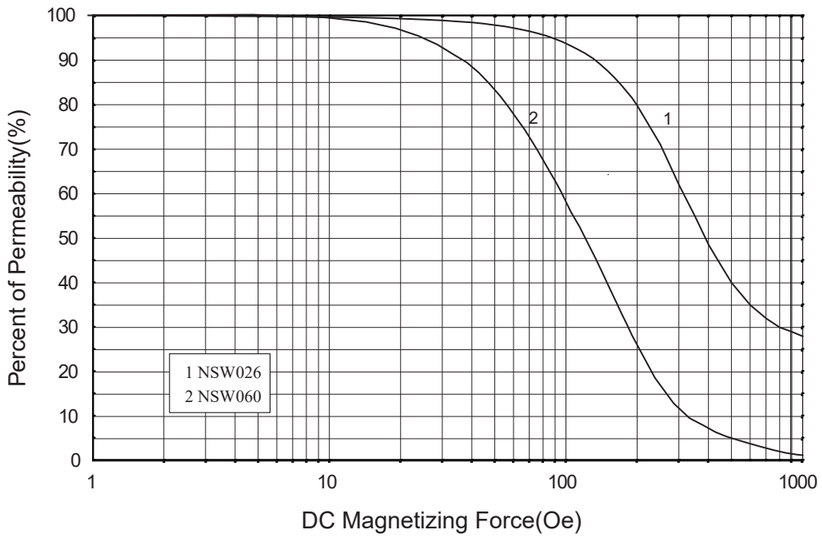

NSWL

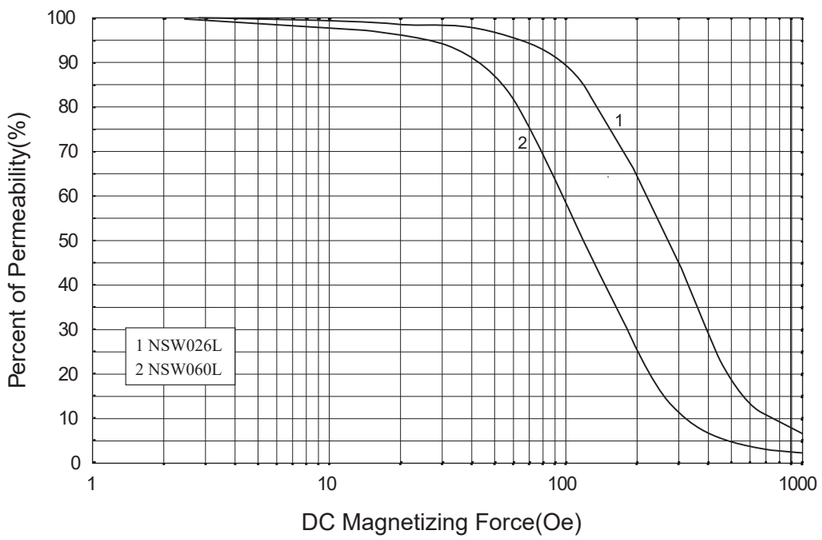

特性曲线
Characteristic Curves

磁导率与直流磁化场曲线 Permeability vs Magnetizing Force Curves

NSH

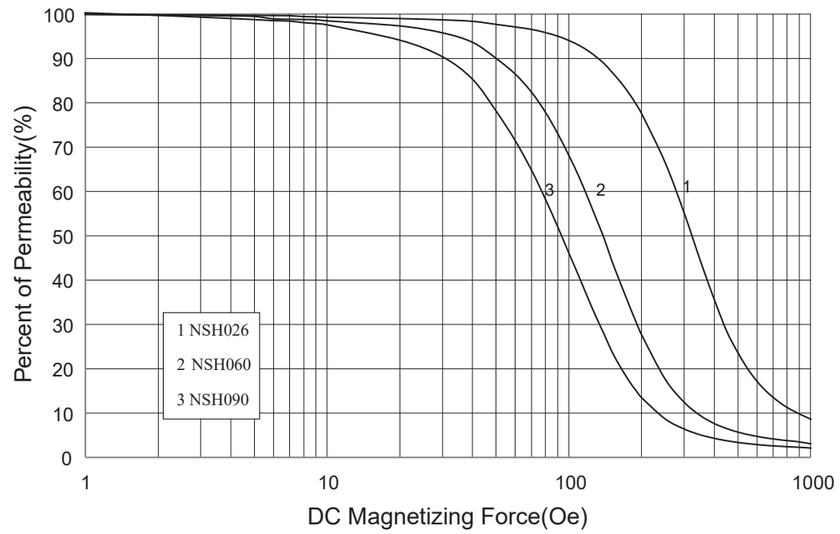

NHU

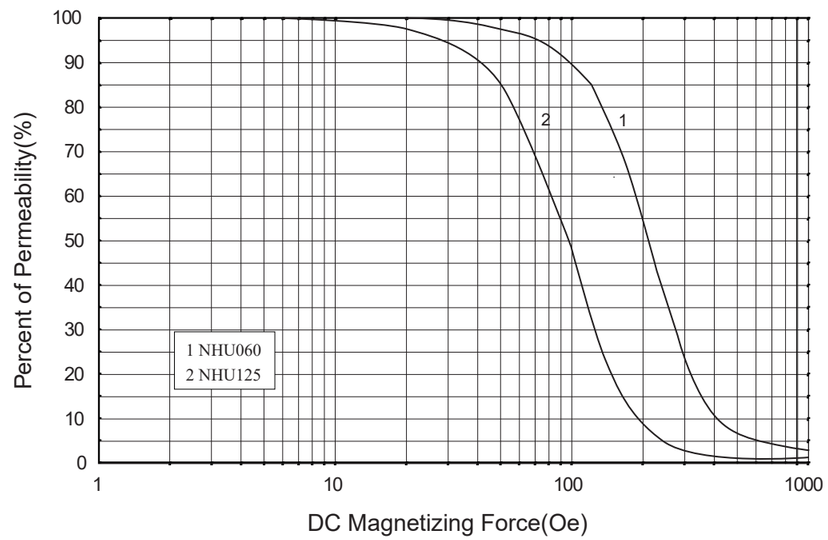

特性曲线
Characteristic Curves

磁导率与直流磁化场曲线 Permeability vs Magnetizing Force Curves

NHS

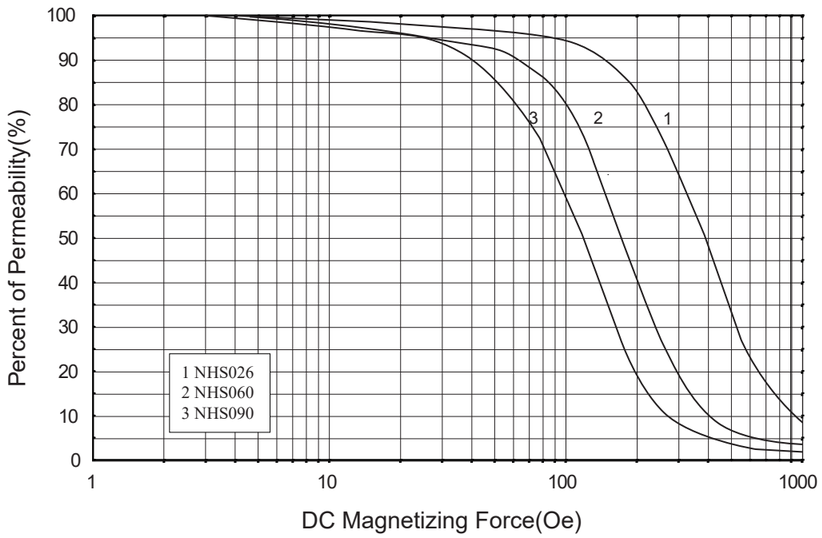

NKH

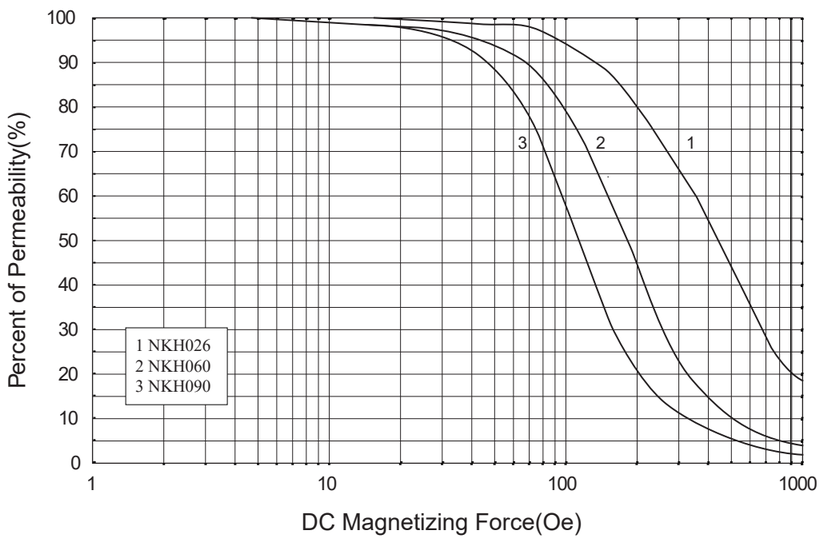

特性曲线
Characteristic Curves

磁导率与直流磁化场曲线 Permeability vs Magnetizing Force Curves

NHK

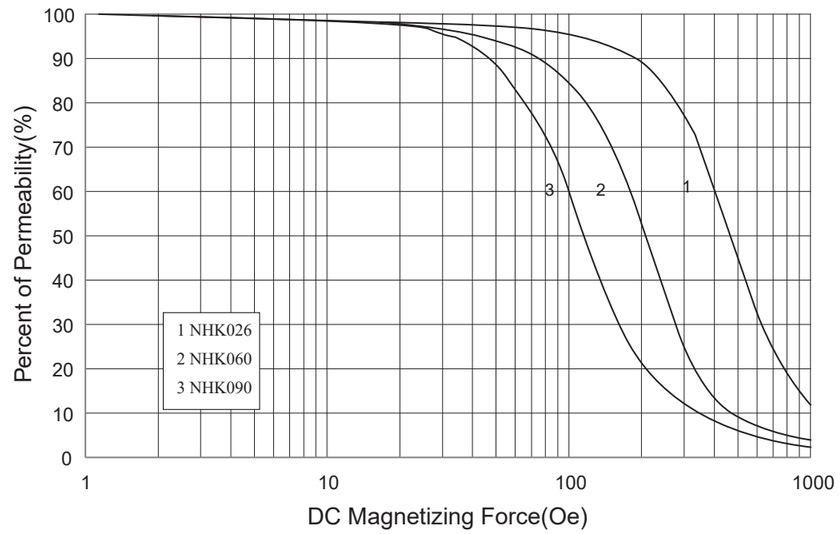

特性曲线
Characteristic Curves

功耗曲线 Curves of Power Loss

NS 26μ, 40μ

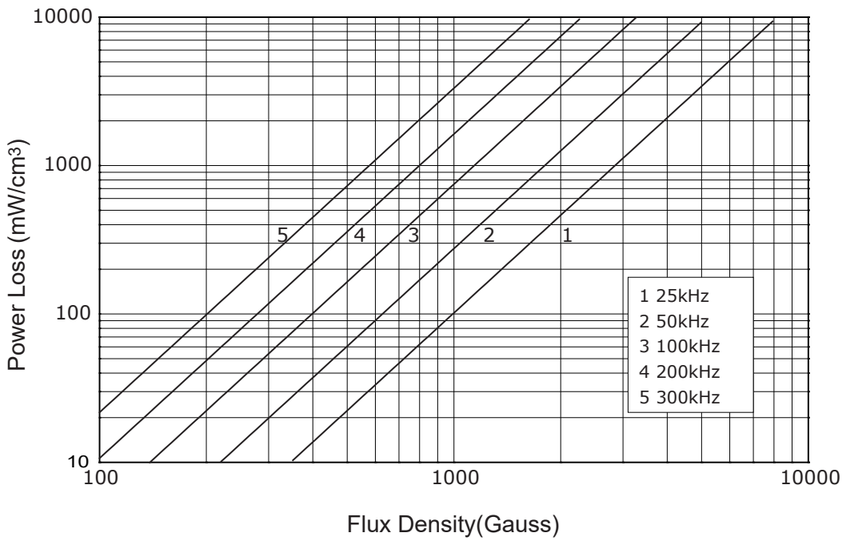

NS 60μ,75μ,90μ,125μ

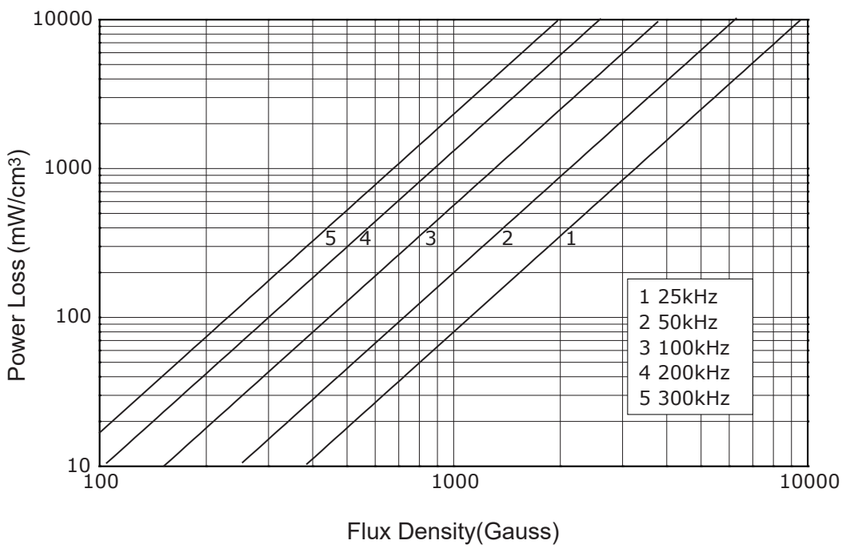

特性曲线
Characteristic Curves

功耗曲线 Curves of Power Loss

NH 026μ, 040μ

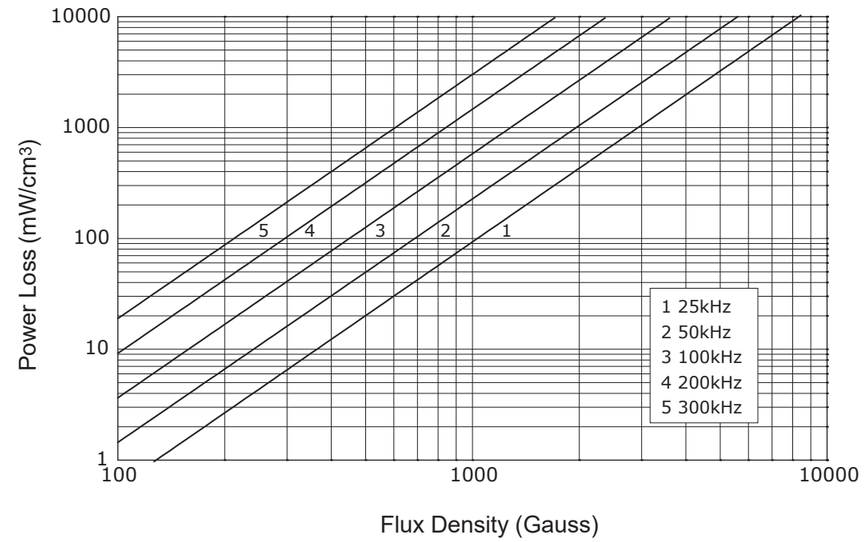

NH 060μ

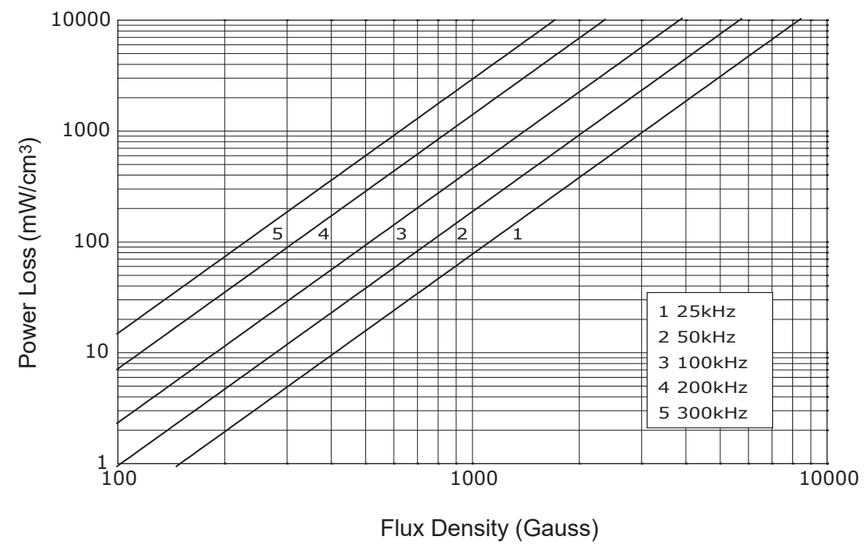

特性曲线
Characteristic Curves

功耗曲线 Curves of Power Loss

NH 090μ，125μ

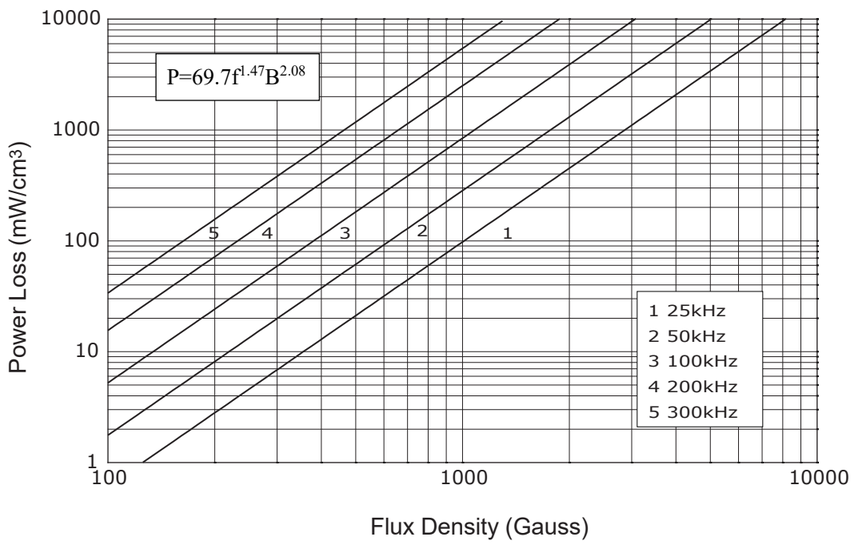

NK019

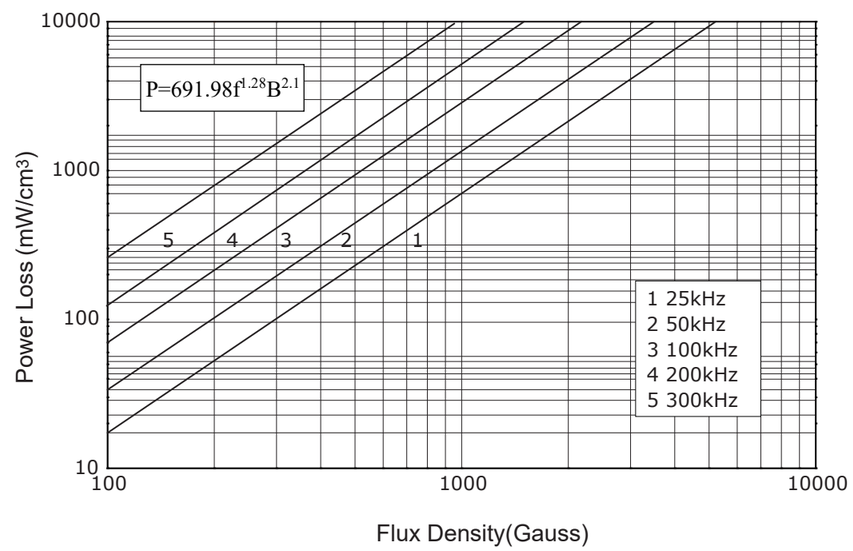

特性曲线
Characteristic Curves

功耗曲线 Curves of Power Loss

NK 026μ，040μ

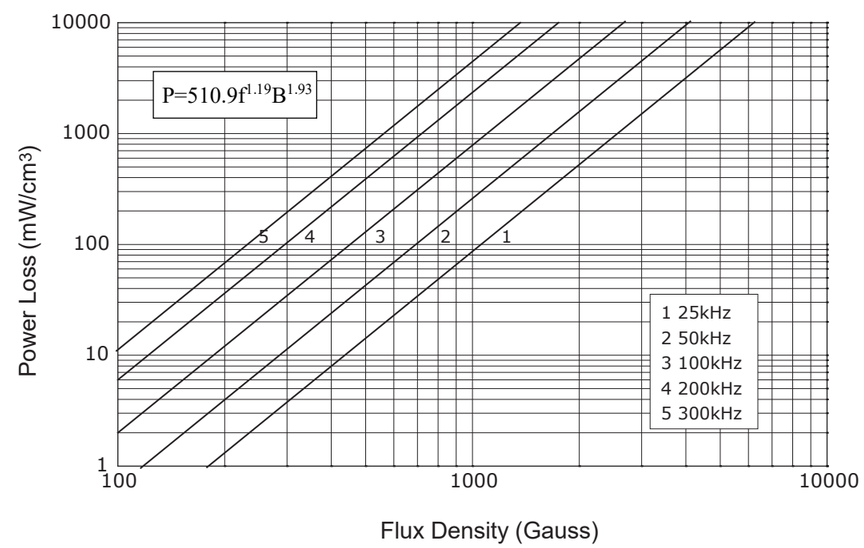

NK 060μ,075μ,090μ



特性曲线
Characteristic Curves

功耗曲线 Curves of Power Loss

NKS 026μ，040μ

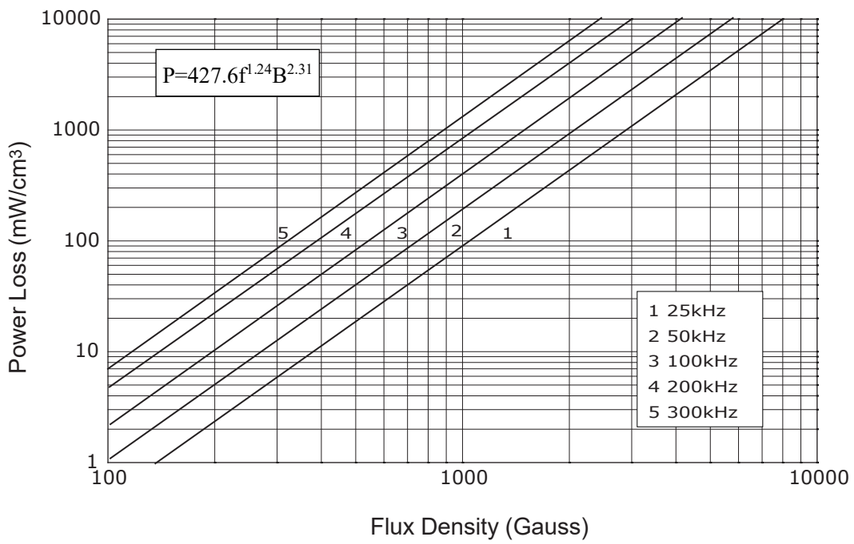

NKS 060μ

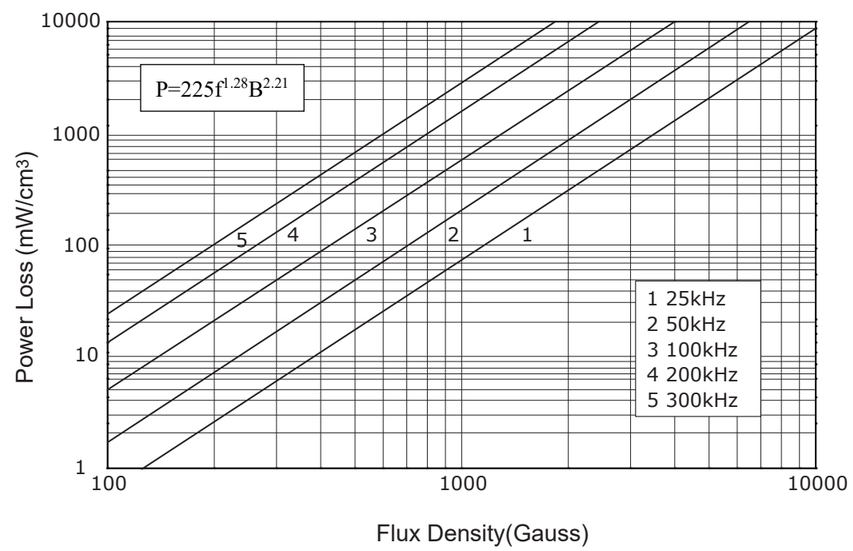

特性曲线
Characteristic Curves

功耗曲线 Curves of Power Loss

NKS 090μ

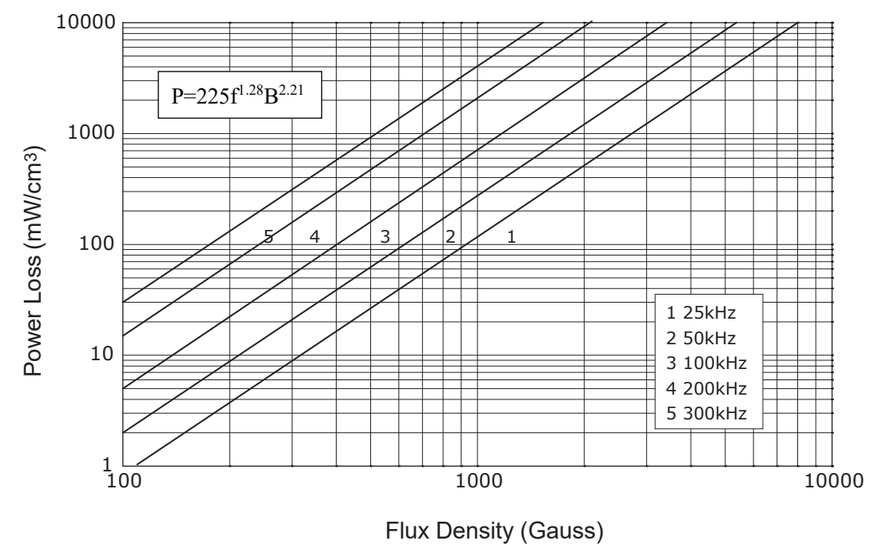

NSW 026μ,040μ

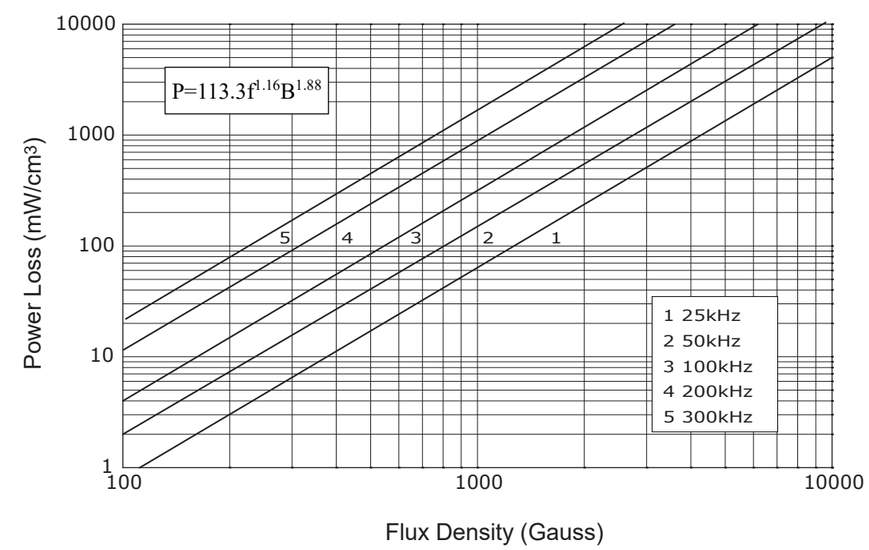

特性曲线
Characteristic Curves

功耗曲线 Curves of Power Loss

NSW 060μ



NSWL 026μ,040μ

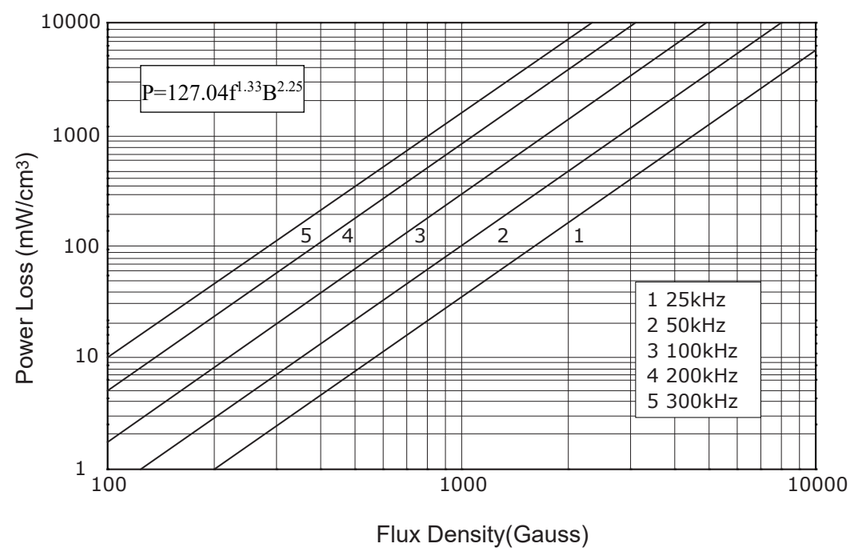

特性曲线
Characteristic Curves

功耗曲线 Curves of Power Loss

NSWL 060μ

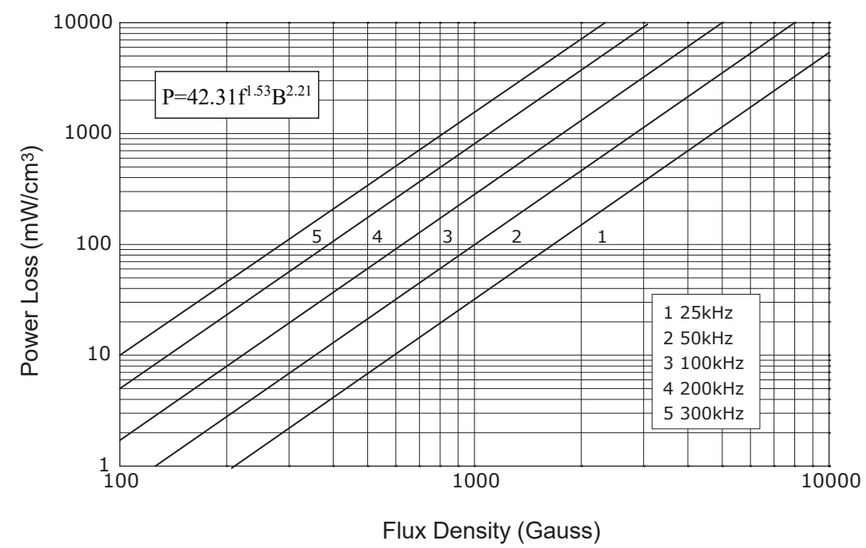

NSH 026μ,040μ

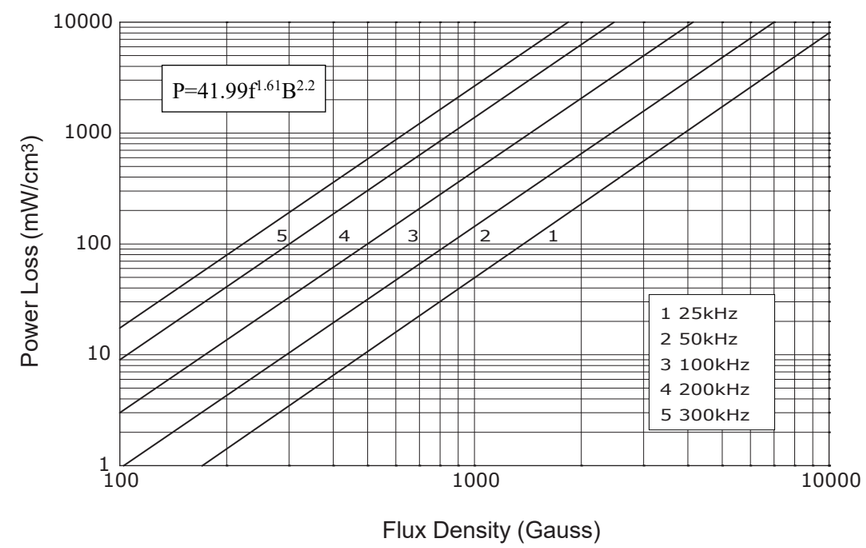

特性曲线
Characteristic Curves

功耗曲线 Curves of Power Loss

NSH 060μ, 090μ



NHU 060μ

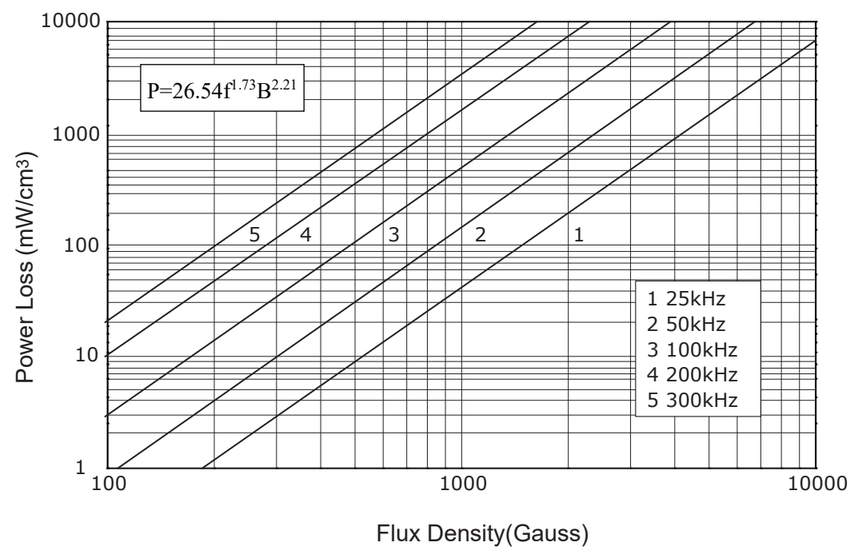

特性曲线
Characteristic Curves

功耗曲线 Curves of Power Loss

NHU 125μ

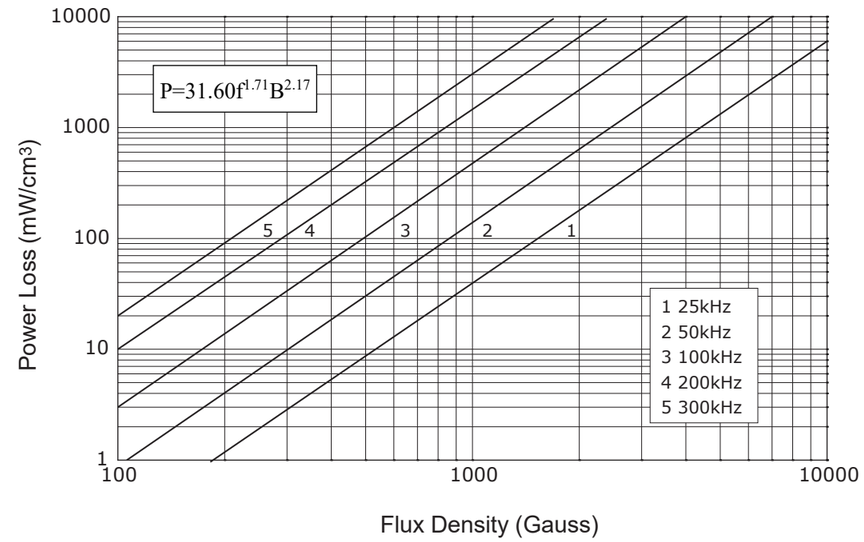

NHS 026μ,040μ

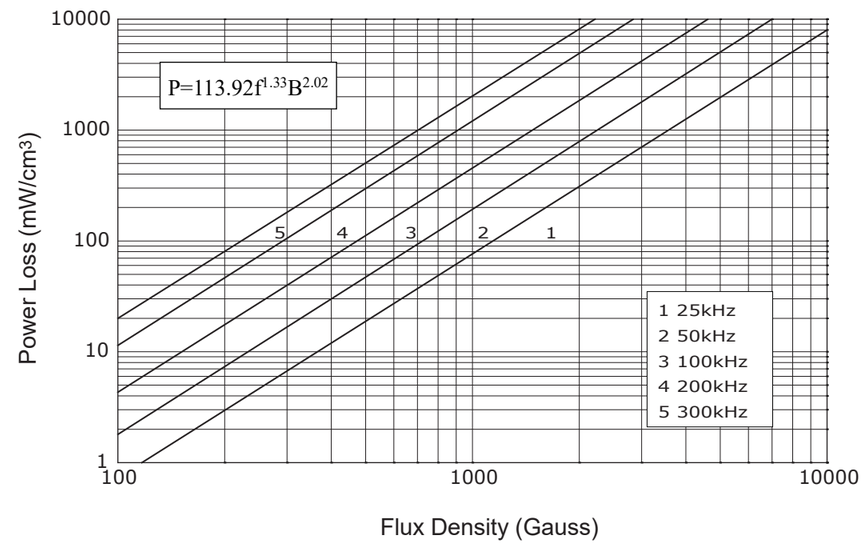

特性曲线
Characteristic Curves

功耗曲线 Curves of Power Loss

NHS 060μ, 090μ

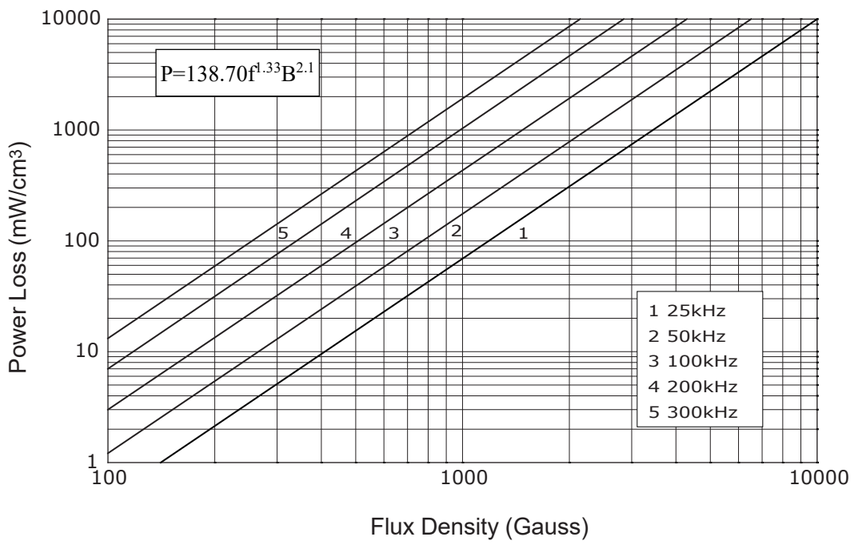

NKH 026μ, 040μ

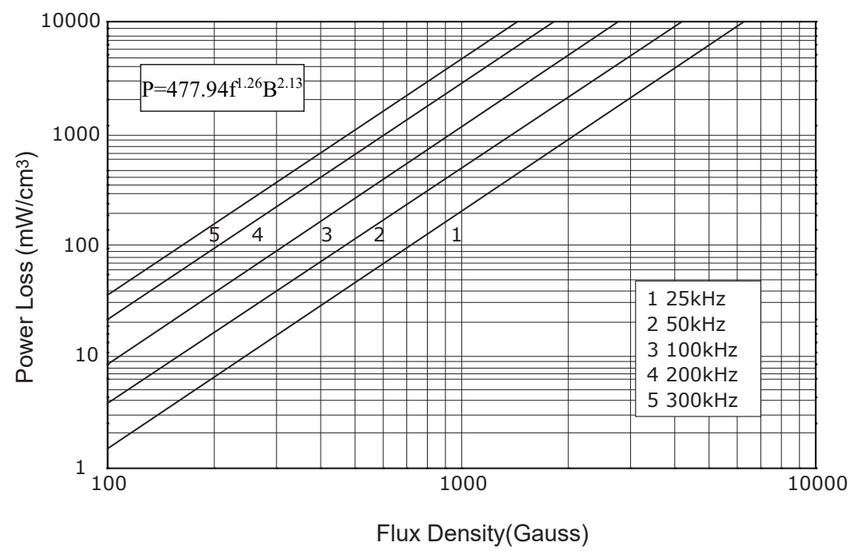

特性曲线
Characteristic Curves

功耗曲线 Curves of Power Loss

NKH 060μ, 090μ



NHK 026μ,040μ

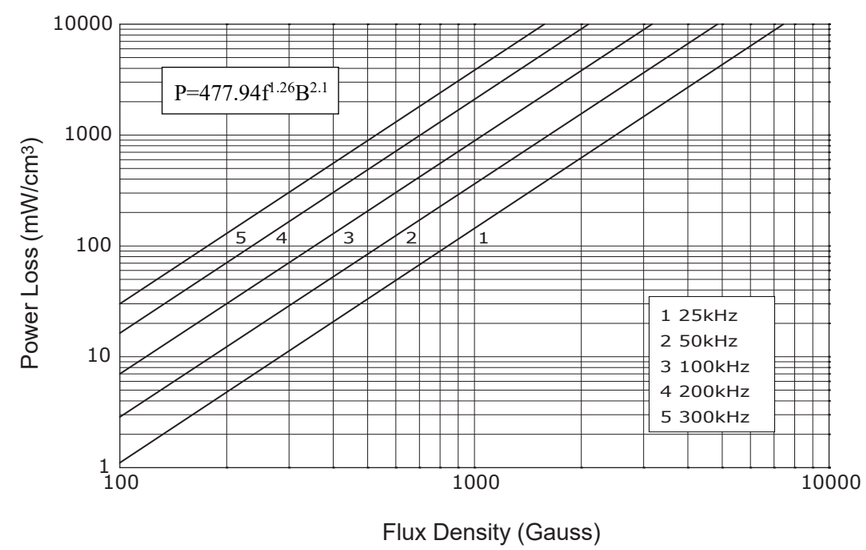

特性曲线
Characteristic Curves

功耗曲线 Curves of Power Loss

NHK 060μ, 090μ

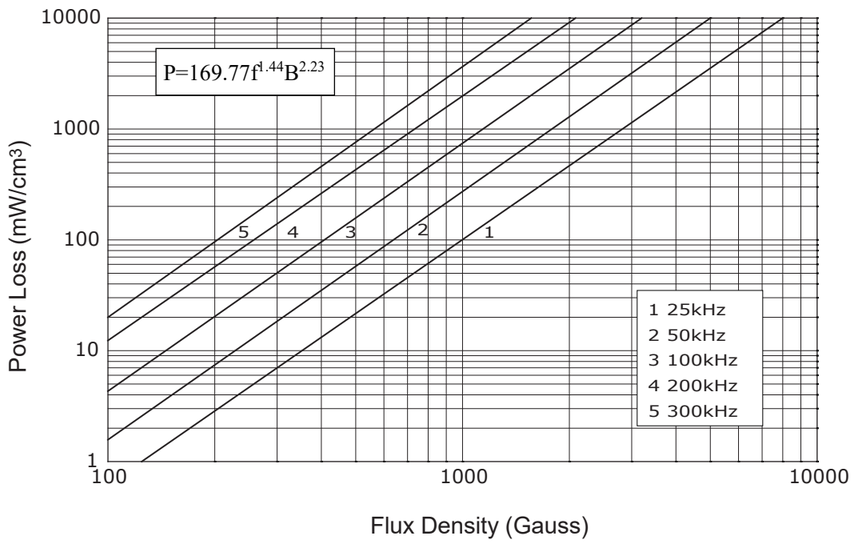

特性曲线
Characteristic Curves

磁导率与频率曲线 Permeability vs Frequency

NS

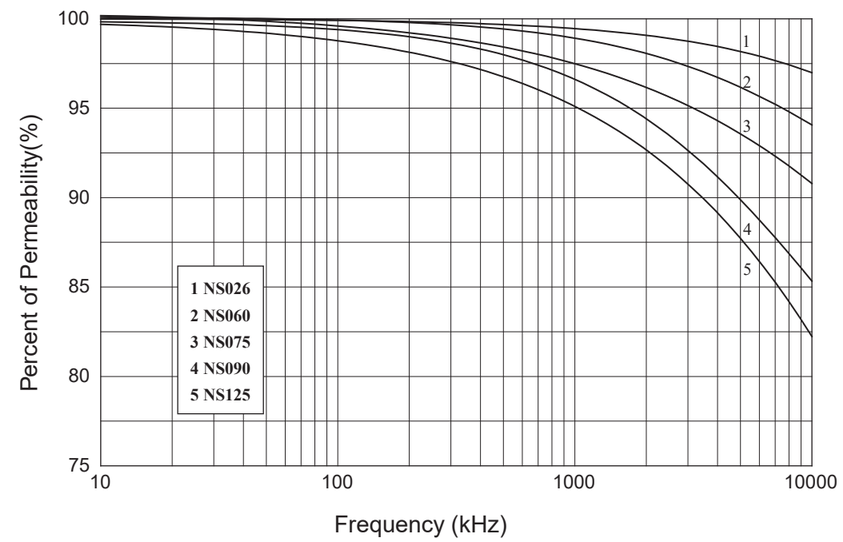

NH

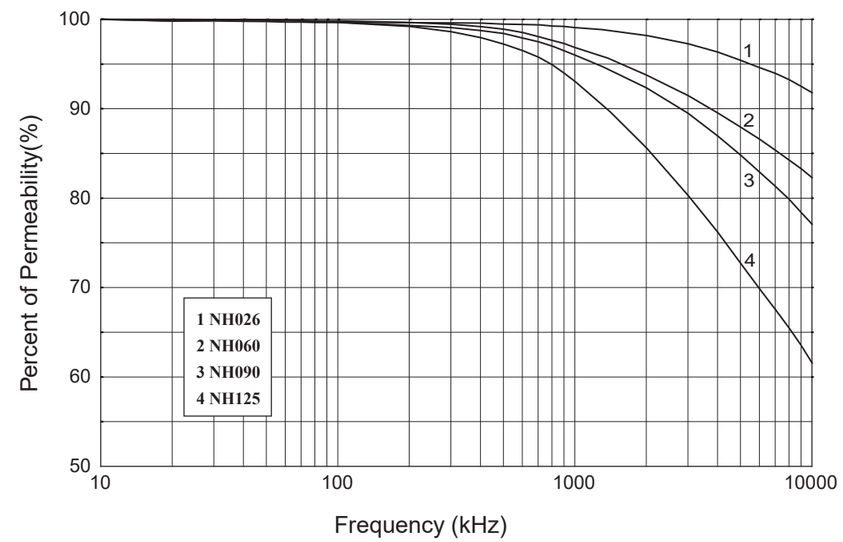

特性曲线
Characteristic Curves

磁导率与频率曲线 Permeability vs Frequency

NK

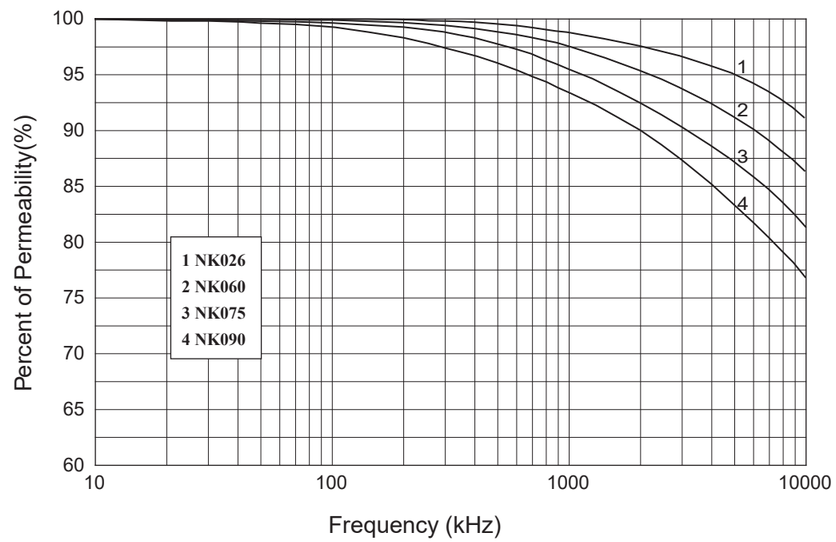

NKS

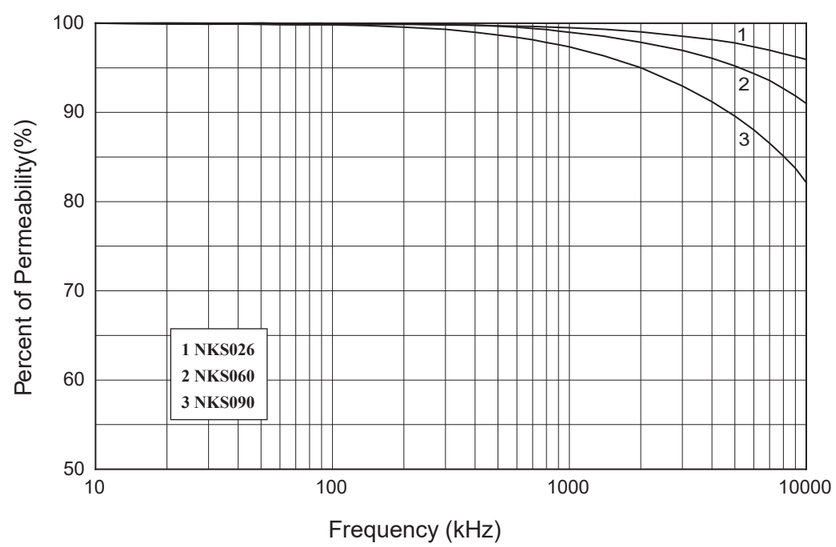

特性曲线
Characteristic Curves

磁导率与频率曲线 Permeability vs Frequency

NSW

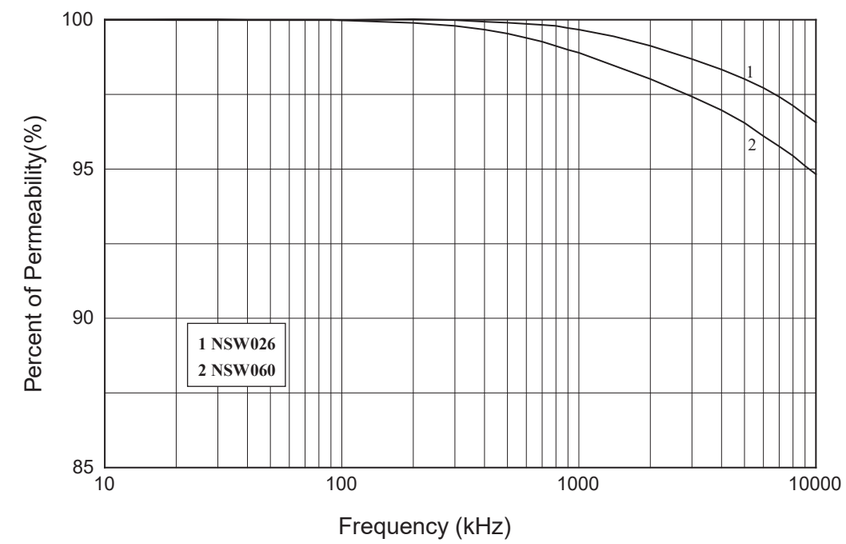

NSWL

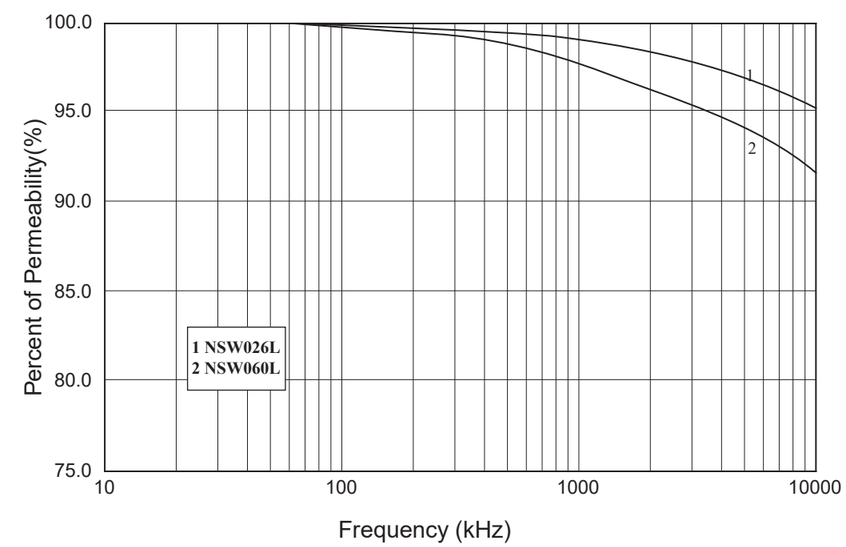

特性曲线
Characteristic Curves

磁导率与频率曲线 Permeability vs Frequency

NSH

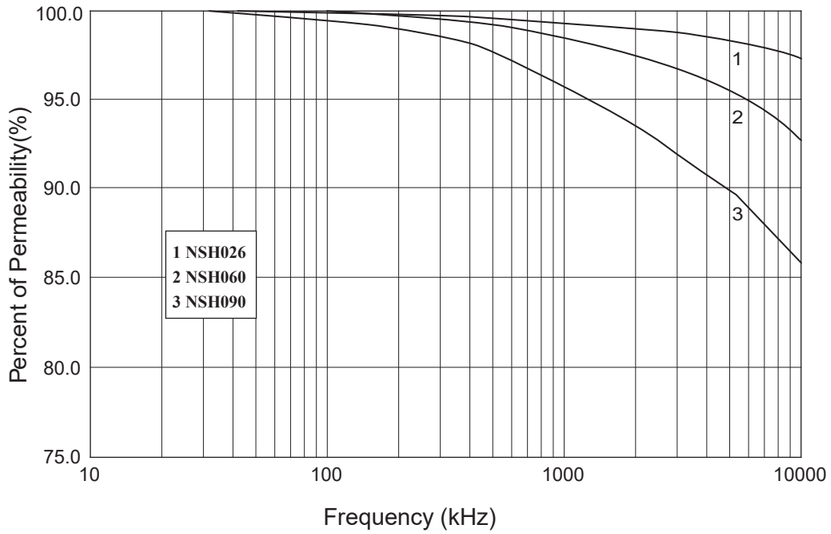

NHU

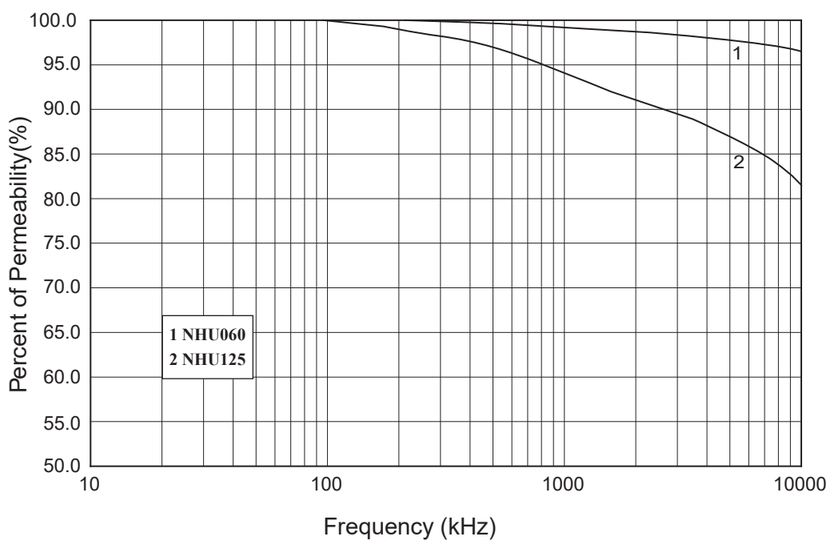

特性曲线
Characteristic Curves

磁导率与频率曲线 Permeability vs Frequency

NHS

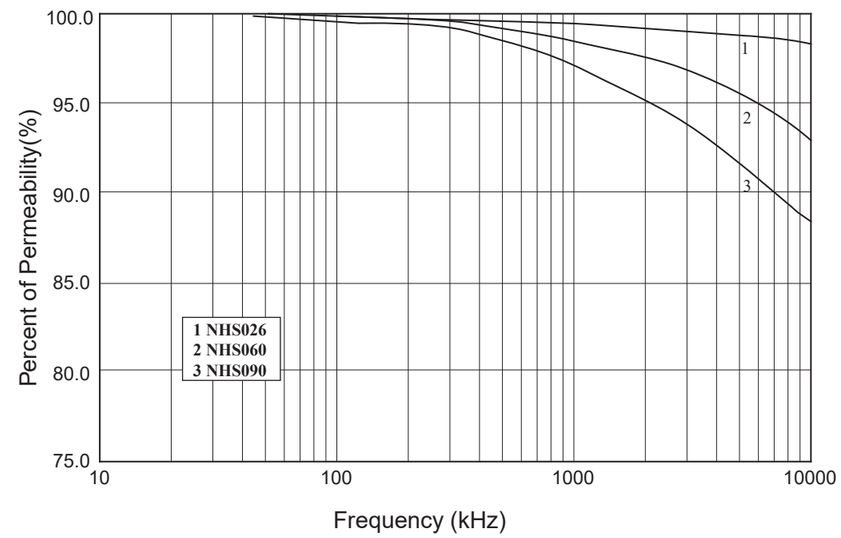

NKH

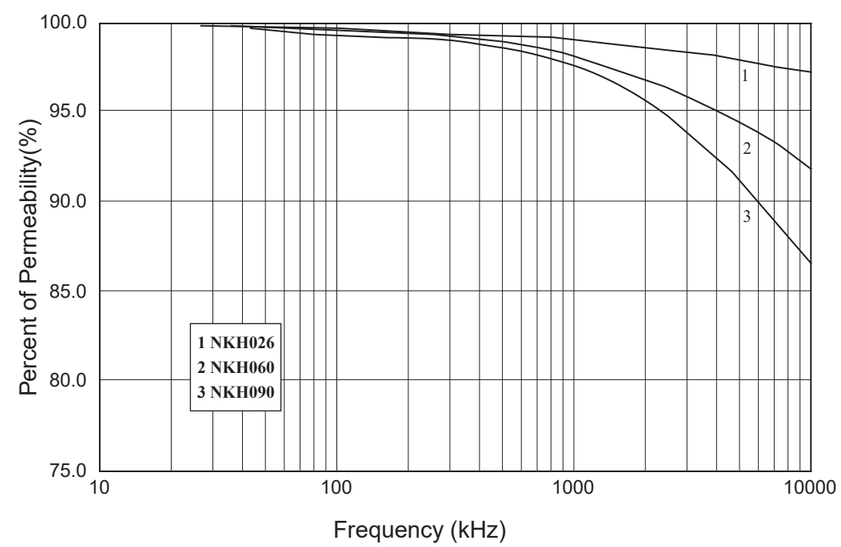

特性曲线
Characteristic Curves

磁导率与频率曲线 Permeability vs Frequency

NHK

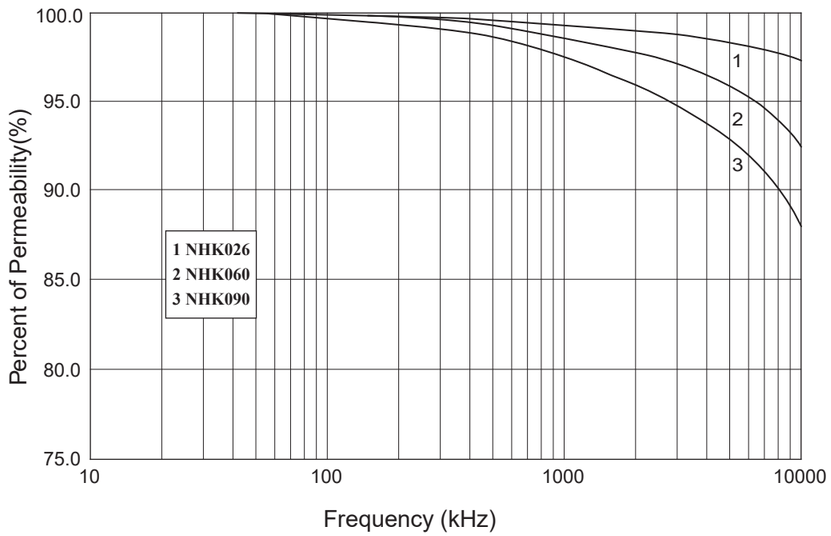

特性曲线
Characteristic Curves

磁导率与温度曲线 Permeability vs Temperature

NS

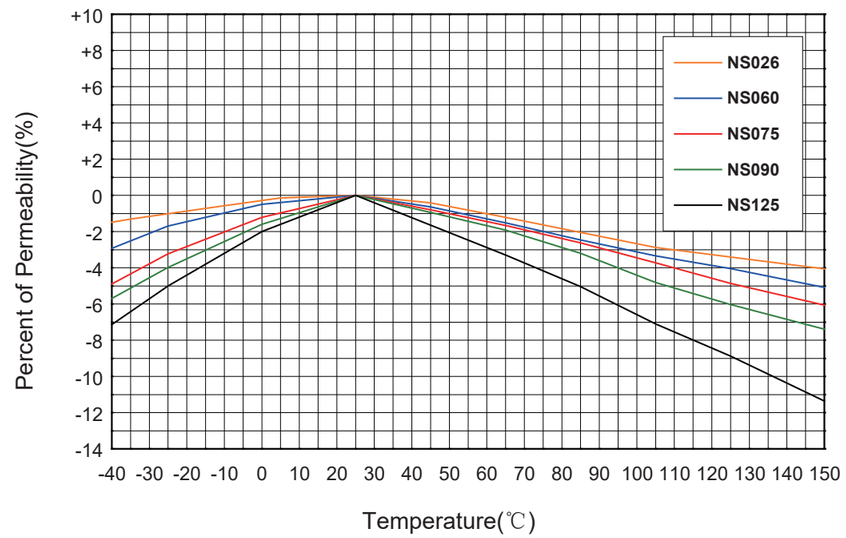

NH

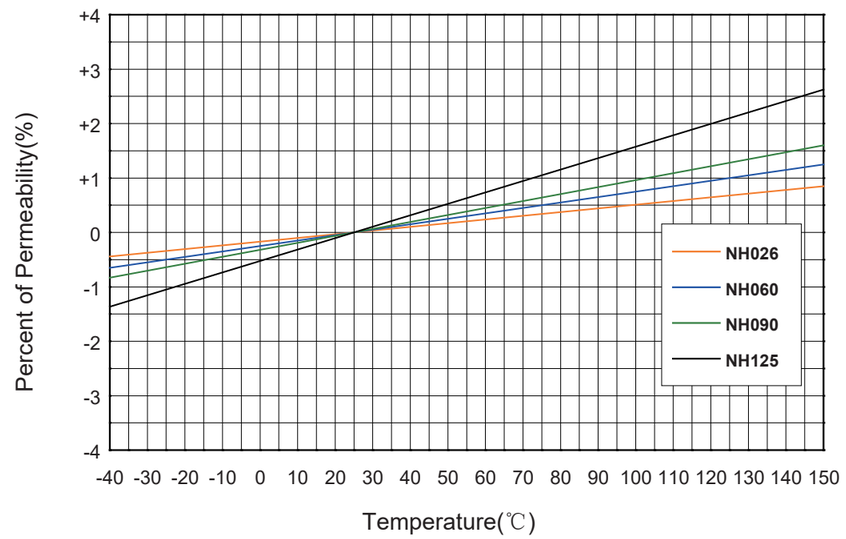

特性曲线
Characteristic Curves

磁导率与温度曲线 Permeability vs Temperature

NK

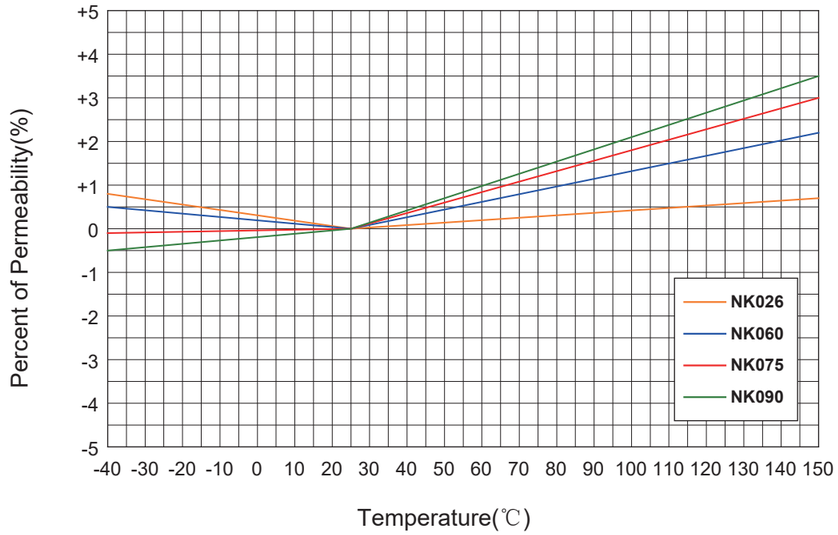

NKS

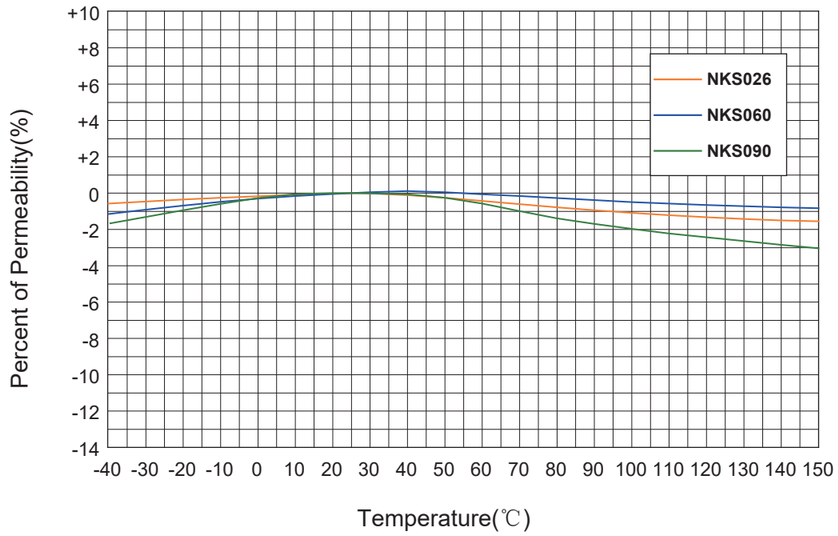

特性曲线
Characteristic Curves

磁导率与温度曲线 Permeability vs Temperature

NSW

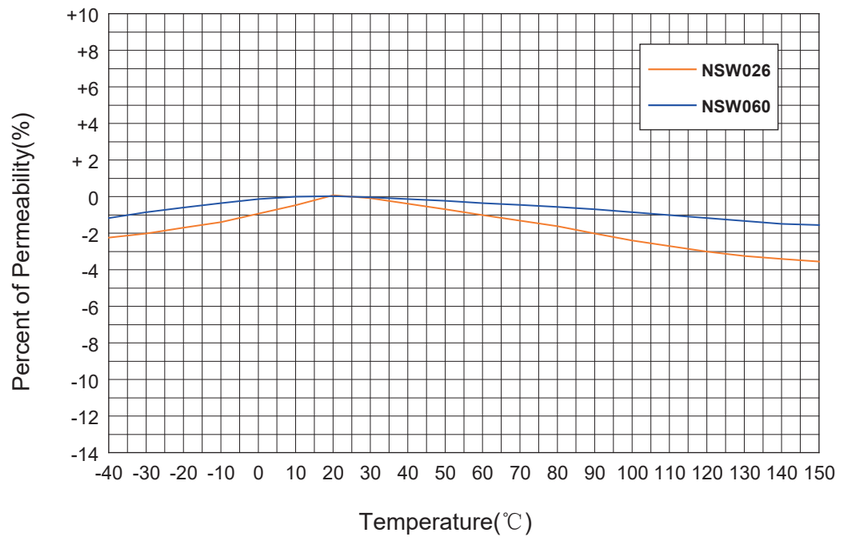

NSWL

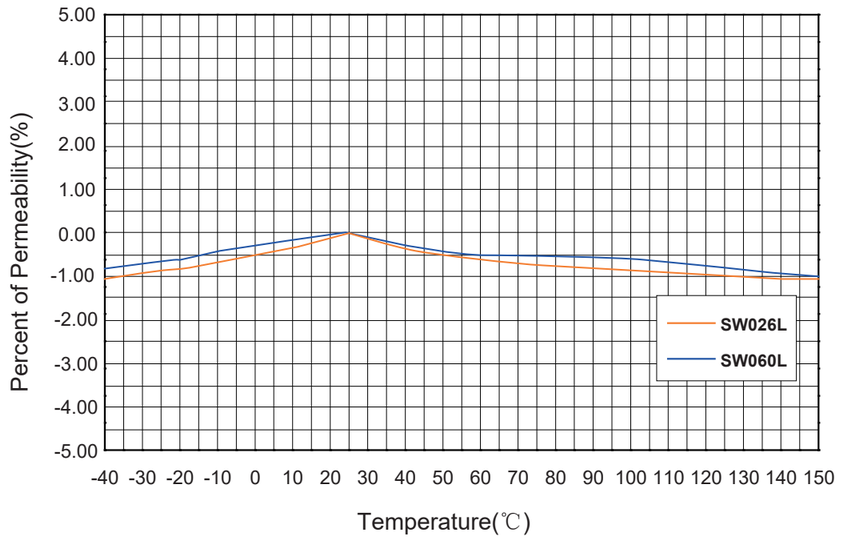

特性曲线
Characteristic Curves

磁导率与温度曲线 Permeability vs Temperature

NSH

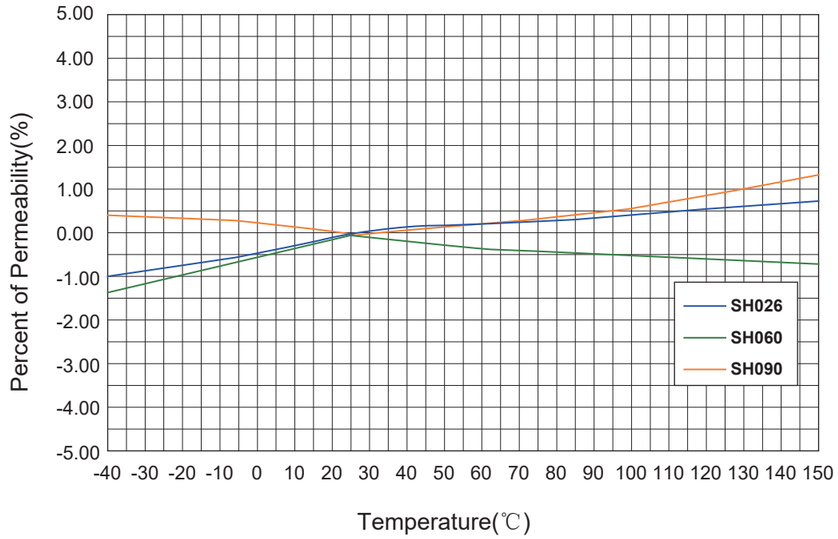

NHU

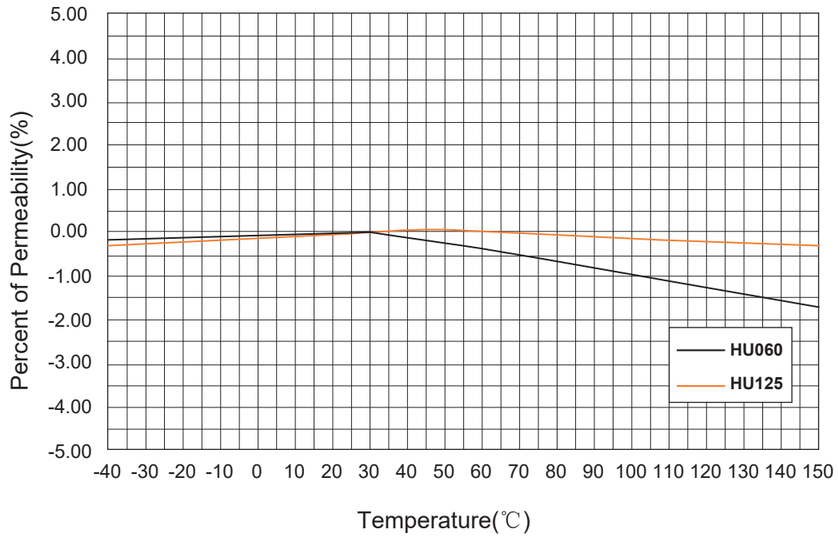

特性曲线
Characteristic Curves

磁导率与温度曲线 Permeability vs Temperature

NHS

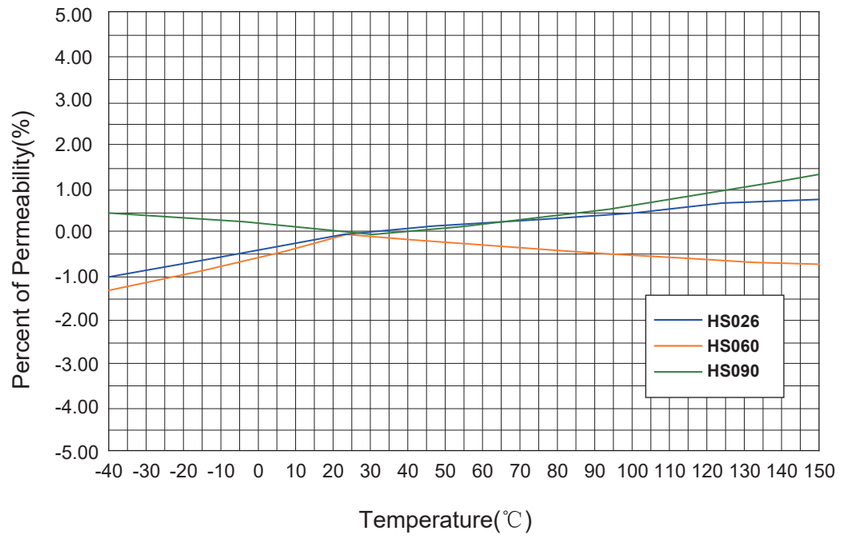

NKH

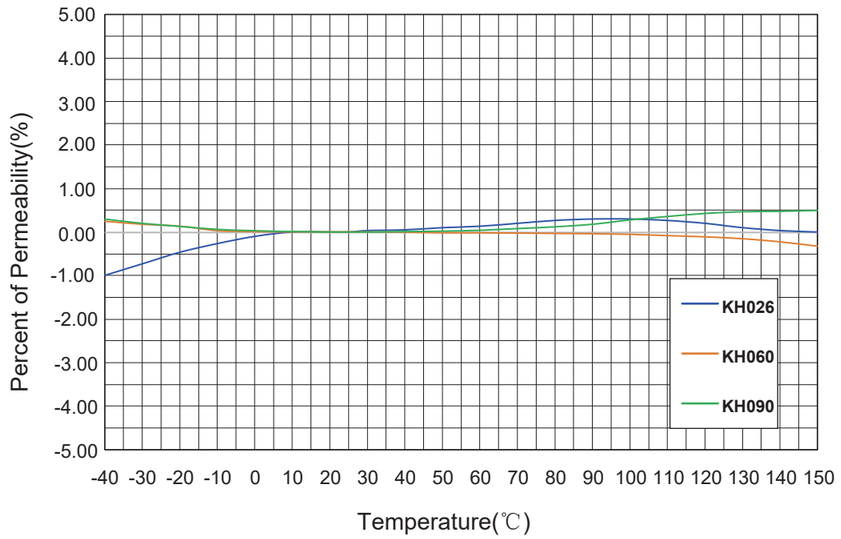

特性曲线
Characteristic Curves

磁导率与温度曲线 Permeability vs Temperature

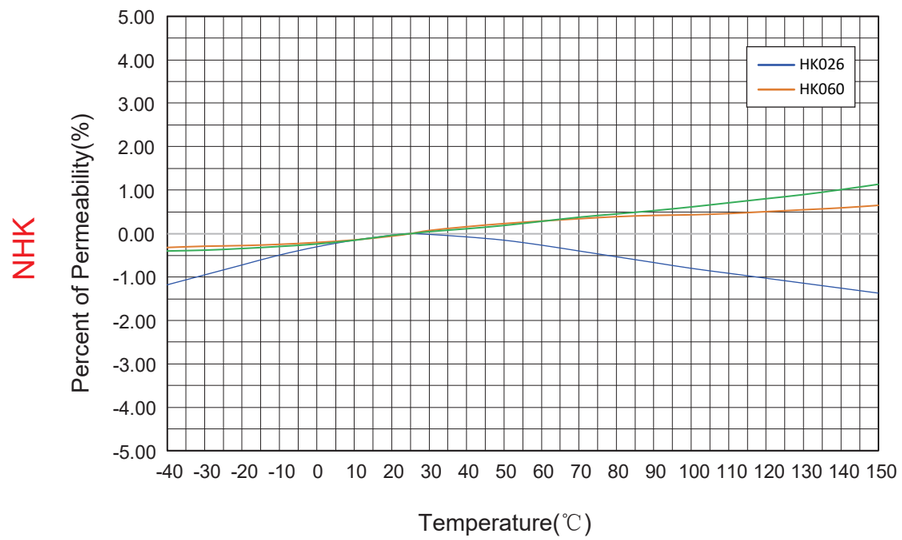

磁粉心命名规则
Powder Core Designation

EQ形磁粉心 EQ-Cores

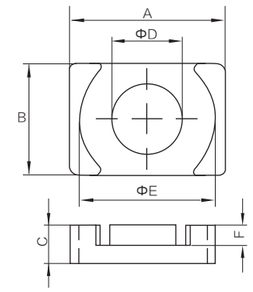

EQ 26 19 07 NK 060

- 磁导率代码 Perm.Code
- 材料代码 Material Code
- 高度代码 Height Code
- 宽度代码 Width Code
- 长度代码 Length Code
- 形状代码 Shape Code

环形磁粉心 Ring-Cores

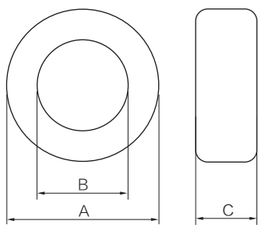

NS 270 060 E 18

- 高度代码 Height Code
- 非常规高度代码 Unconventional Height Code
- 磁导率代码 Perm.Code
- 外径代码 OD Code
- 材料代码 Material Code

E形磁粉心 E-Cores

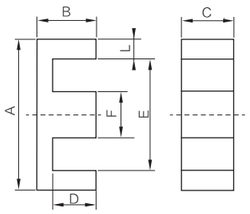

E 43 21 20 NS 060

- 磁导率代码 Perm.Code
- 材料代码 Material Code
- 高度代码 Height Code
- 宽度代码 Width Code
- 长度代码 Length Code
- 形状代码 Shape Code

块形磁粉心 Block- Cores

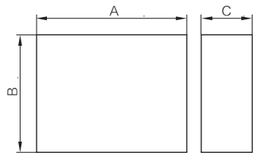

B 60 30 20 NS 060

- 磁导率代码 Perm.Code
- 材料代码 Material Code
- 高度代码 Height Code
- 宽度代码 Width Code
- 长度代码 Length Code
- 形状代码 Shape Code

环形磁粉心电感因数
Ring Core Nominal AL Value (Unit: nH/N^2)

磁导率 Permeability 型号 Part No.	26	60	75	90	125
N□078□□□	11	25	31	37	52
N□102□□□	14	32	40	48	66
N□127□□□	12	27	34	40	56
N□166□□□	15	35	43	52	72
N□172□□□	19	43	53	64	89
N□203□□□	14	32	41	49	68
N□229□□□	19	43	54	65	90
N□234□□□	22	51	63	76	105
N□270□□□	32	75	94	113	157
N□330□□□	28	61	76	91	127
N□343□□□	16	38	47	57	79
N□358□□□	24	56	70	84	117
N□378□□□	39	90	113	135	187
N□400□□□	35	81	101	121	168
N□401□□□	53	119	153	183	254
N□467□□□	59	135	169	202	281
N□468□□□	37	86	107	128	178
N□508□□□	32	73	91	109	152
N□571□□□	60	138	172	206	287
N□572□□□	33	75	94	112	156
N□610□□□	83	192	240	288	400
N□680□□□	62	143	179	215	299
N□740□□□	89	206	257	309	429
N□777□□□	30	68	85	102	142
N□778□□□	37	85	107	128	178
N□1020□□□E13.6	40	92	115	139	192
N□1020□□□E16.5	48	112	137	164	228

电感因数：$A_L = L/N^2$（nH/N^2），单匝的电感量，单位是纳享，测试频率是100 kHz，测试磁通密度小于1mT。电感因数AL值是由磁心的尺寸和磁导率决定的，与材料无关。

Definition of inductance factor: $A_L = L/N^2$（nH /N^2）. The inductance per single winding turn. The unit is nanohenry. It is measured at the flux density of less than 1 mili-Tesla and the frequency of 100 kHz. The AL values are determined by dimension & permeability of the cores instead of materials.

磁心的电感公差范围根据产品尺寸分为±8%到±12%不等。本公司可以根据客户的要求将同一批产品按电感±2%公差进行分档包装。减少对绕组圈数的调整，从而可以提高绕线效率，降低绕线成本。

The tolerance of the inductance of the cores is ±8% or ±12% which is related to the core size. The cores of one batch can be graded and packed into ±2% rang of inductance individually according to customer's requirement so that the adjust frequency during the winding can be minimized. The winding efficiency can be increased and the related cost can be reduced as well.

环形磁粉心尺寸
Ring Core Dimensions

产品型号 Part No.	喷涂前 Before coating			喷涂后 After coating		
	ODmm	IDmm	HTmm	ODmax mm	IDmin mm	HTmax mm
N□078□□□	7.87	3.96	3.18	8.51	3.43	3.81
N□102□□□	10.16	5.08	3.96	10.80	4.57	4.57
N□127□□□	12.70	7.62	4.75	13.46	6.99	5.51
N□166□□□	16.51	10.16	6.35	17.40	9.53	7.11
N□172□□□	17.27	9.65	6.35	18.03	9.02	7.11
N□203□□□	20.32	12.70	6.35	21.10	12.07	7.11
N□229□□□	22.86	13.97	7.62	23.62	13.39	8.38
N□234□□□	23.57	14.40	8.89	24.30	13.77	9.70
N□270□□□	26.92	14.73	11.18	27.70	14.10	11.99
N□330□□□	33.02	19.94	10.67	33.83	19.30	11.61
N□343□□□	34.29	23.37	8.89	35.20	22.60	9.83
N□358□□□	35.81	22.35	10.46	36.70	21.50	11.28
N□378□□□	37.90	22.90	15.0	38.70	22.10	16.00
N□400□□□	39.88	24.13	14.48	40.70	23.30	15.37
N□401□□□	40.13	22.08	17.00	40.94	21.27	17.89
N□467□□□	46.74	24.13	18.03	47.60	23.30	18.92
N□468□□□	46.74	28.70	15.24	47.60	27.90	16.13
N□508□□□	50.80	31.75	13.46	51.70	30.90	14.35
N□571□□□	57.15	26.39	15.24	58.00	25.60	16.10
N□572□□□	57.15	35.56	13.97	58.00	34.70	14.86
N□610□□□	62.00	32.60	25.00	63.10	31.37	26.27
N□680□□□	68.80	36.00	20.00	69.40	34.70	21.40
N□740□□□	74.10	45.30	35.00	75.20	44.07	36.27
N□777□□□	77.80	49.23	12.70	78.90	48.00	13.97
N□778□□□	77.80	49.23	15.90	78.90	48.00	17.20
N□1020□□□E13.6	101.60	57.15	13.59	103.20	55.70	14.86
N□1020□□□E16.5	101.60	57.15	16.51	103.20	55.70	17.78

环形磁粉心参数
Ring Core Parameters

产品型号 Part No.	C_1mm^{-1}	C_2mm^{-3}	Ae (cm^2)	le (cm)	Ve (cm^3)
N□078□□□	2.8768	4.8122E-01	0.062	1.787	0.110
N□102□□□	2.2891	2.3684E-01	0.100	2.380	0.238
N□127□□□	2.5895	2.1934E-01	0.114	3.12	0.356
N□166□□□	2.0380	1.0309E-01	0.192	4.110	0.789
N□172□□□	1.7001	7.2277E-02	0.232	4.140	0.961
N□203□□□	2.1053	8.8631E-02	0.226	5.090	1.151
N□229□□□	1.6743	5.0440E-02	0.331	5.670	1.877
N□234□□□	1.4343	3.5907E-02	0.388	5.880	2.281
N□270□□□	0.9320	1.4097E-02	0.654	6.350	4.154
N□330□□□	1.1675	1.7088E-02	0.672	8.150	5.477
N□343□□□	1.8434	3.8445E-02	0.454	8.950	4.063
N□358□□□	1.2743	1.8439E-02	0.678	8.980	6.088
N□378□□□	0.8314	7.548E-06	1.102	9.158	10.087
N□400□□□	0.8637	7.7347E-03	1.072	9.840	10.549
N□401□□□	0.6186	4.1535E-03	1.537	9.510	15.043
N□467□□□	0.5271	2.6815E-03	1.990	10.740	21.373
N□468□□□	0.8454	6.2725E-03	1.340	11.630	15.584
N□508□□□	0.9932	7.8905E-03	1.251	12.730	15.929
N□571□□□	0.5336	2.3919E-03	2.290	12.500	28.600
N□572□□□	0.9480	6.4047E-03	1.444	14.300	20.650
N□610□□□	0.3910	1.1010E-03	3.675	14.370	52.810
N□680□□□	0.4850	1.5312E-03	3.104	16.330	50.690
N□740□□□	0.3648	7.3853E-04	5.040	18.380	92.640
N□777□□□	1.0811	6.0637E-03	1.770	20.000	34.770
N□778□□□	0.8635	3.8686E-03	2.270	20.000	43.531
N□1020□□□E13.6	0.8036	2.7347E-03	2.972	24.271	72.122
N□1020□□□E16.5	0.6614	1.8529E-03	3.523	24.271	85.495

传统材料：
NS：铁硅铝磁粉心（sendust）NK：铁硅磁粉心 NH：铁镍磁粉心NHU：铁镍超磁通磁粉心NSW：高磁通铁硅铝磁粉心 NSWL：高频高磁通硅铝磁粉心
复合材料：
NKS：铁硅铝磁粉心 NHS/NSH：铁硅铝镍磁粉心 NHK/NKH：铁硅镍磁粉心
Traditional Material
NS: Sendust powder Core NK: Silicon Iron powder Core NH: Nickel Iron powder Core NHU：Ultra flux nickel iron powder core
NSW: High flux silicon aluminum iron powder core NSWL: High flux high frequency silicon aluminum iron powder core
Compound Material
NKS: Silicon Aluminum Iron powder Core NHS/NSH: Nickel Aluminum Iron powder Core
NHK/NKH: Silicon Nickel Iron powder Core
2）除表中尺寸外，我们可以根据客户的需要制作其它尺寸的磁心。
We can also provide other dimension cores Specified by customer besides the cores in the above table.

线规表
Wire Table

AWG Wire No.	Bare Area		Resistivity $10^{-6}\Omega cm$ At 20℃	Heavy Synthetics					Current Capacity Amps (listed by columns of amps/cm^2)			
				Area		Diameter		Weight				
	cm^2X10^{-3}	Cir-Mil		$cm^2(x10^3)$	Cir-mil	cm	inch	gm/cm	200	400	600	800
10	53.61	10384	32.70	55.9	11046	0.267	0.1051	0.468	10.4	20.8	31.2	41.6
11	41.68	8226	41.37	44.5	8798	0.238	0.0938	0.3750	8.23	16.4	24.6	32.8
12	33.08	6529	52.09	35.64	7022	0.213	0.0838	0.2977	6.53	13.06	19.6	26.1
13	26.26	5184	65.64	28.36	5610	0.190	0.0749	0.2367	5.18	10.4	15.5	20.8
14	20.82	4109	82.80	22.95	4556	0.171	0.0675	0.1879	4.11	8.22	12.3	16.4
15	16.51	3260	104.3	18.37	3624	0.153	0.0602	0.1492	3.26	6.52	9.78	13.0
16	13.07	2581	131.8	14.73	2905	0.137	0.0539	0.1184	2.58	5.16	7.74	10.3
17	10.39	2052	165.8	11.68	2323	0.122	0.0482	0.0943	2.05	4.10	6.15	8.20
18	8.228	1624	209.5	9.326	1857	0.109	0.0431	0.07472	1.62	3.25	4.88	6.50
19	6.531	1289	263.9	7.539	1490	0.0980	0.0386	0.05940	1.29	2.58	3.87	5.16
20	5.188	1024	332.3	6.065	1197	0.0879	0.0346	0.04726	1.02	2.05	3.08	4.10
21	4.116	812.3	418.9	4.837	954.8	0.0785	0.0309	0.03757	0.812	1.63	2.44	3.25
22	3.243	640.1	531.4	3.857	761.7	0.0701	0.0276	0.02965	0.640	1.28	1.92	2.56
23	2.588	510.8	666.0	3.135	620.0	0.0632	0.0249	0.02372	0.511	1.02	1.53	2.04
24	2.047	404.0	842.1	2.514	497.3	0.0566	0.0223	0.01884	0.404	0.808	1.21	1.62
25	1.623	320.4	1062.0	2.002	396.0	0.0505	0.0199	0.01498	0.320	0.641	0.962	1.28
26	1.280	252.8	1345.0	1.603	316.8	0.0452	0.0178	0.01185	0.253	0.506	0.759	1.01
27	10.21	201.6	1687.6	1.313	259.2	0.0409	0.0161	0.00945	0.202	0.403	0.604	0.806
28	0.8046	158.8	2142.7	1.0515	207.3	0.0366	0.0144	0.00747	0.159	0.318	0.477	0.636
29	0.6470	127.7	2664.3	0.8548	169.0	0.0330	0.0130	0.00602	0.128	0.255	0.382	0.510
30	0.5067	100.0	3402.2	0.6785	134.5	0.0294	0.0116	0.00472	0.100	0.200	0.300	0.400
31	0.4013	79.21	4294.6	0.5595	110.2	0.0267	0.0105	0.00372	0.0792	0.158	0.237	0.316
32	0.3242	64.00	5314.9	0.4559	90.25	0.0241	0.0095	0.00305	0.0640	0.128	0.192	0.256
33	0.2554	50.41	6748.6	0.3662	72.25	0.0216	0.0085	0.00214	0.0504	0.101	0.152	0.202
34	0.2011	39.69	8572.8	0.2863	56.25	0.0191	0.0075	0.00189	0.0397	0.0794	0.119	0.159
35	0.1589	31.36	10849	0.2268	44.89	0.0170	0.0067	0.00150	0.0314	0.0627	0.0940	0.125
36	0.1266	25.00	13608	0.1813	36.00	0.0152	0.0060	0.00119	0.0250	0.0500	0.0750	0.100
37	0.1026	20.25	16801	0.1538	30.25	0.0140	0.0055	0.000977	0.0203	0.0405	0.0608	0.0810
38	0.08107	16.00	21266	0.1207	24.01	0.0124	0.0049	0.000773	0.0160	0.0320	0.0480	0.0640
39	0.06207	12.25	27775	0.0932	18.49	0.0109	0.0043	0.000593	0.0123	0.0245	0.0368	0.0490
40	0.04869	9.61	35400	0.0723	14.44	0.0096	0.0038	0.000464	0.00961	0.0192	0.0288	0.0384
41	0.03972	7.84	43405	0.0584	11.56	0.00863	0.0034	0.000379	0.00785	0.0157	0.0236	0.0314
42	0.03166	6.25	54429	0.04558	9.00	0.00762	0.0030	0.000299	0.00625	0.0125	0.0188	0.0250
43	0.02452	4.84	70308	0.03683	7.29	0.00685	0.0027	0.000233	0.00484	0.00968	0.0145	0.0194
44	0.0202	4.00	85072	0.03165	6.25	0.00635	0.0025	0.000195	0.00400	0.00800	0.0120	0.0160

EQ型磁粉心
EQ Cores

EQ形磁粉心命名 EQ-Core Identification

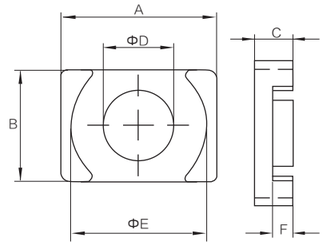

EQ 26 19 07 NK 060

- 磁导率代码 Perm.Code
- 材料代码 Material Code
- 高度代码 Height Code
- 宽度代码 Width Code
- 长度代码 Length Code
- 形状代码 Shape Code

型号Type	尺寸 Dimension（mm）						
	A	B	C	D	E	F	G
EQ211405	20.5±0.3	14.0±0.2	5.0±0.2	8.8±0.2	18.0±0.3	2.6±0.3	12.8min
EQ211410	20.5±0.3	14.0±0.2	10.1±0.2	8.8±0.2	18.0±0.3	7.7±0.3	12.8min
EQ261907	26.5±0.4	19.0±0.3	7.0±0.2	12.0±0.2	22.6±0.3	3.7±0.3	14.9min
EQ261912	26.5±0.4	19.0±0.3	12.4±0.2	12.0±0.2	22.6±0.3	9.1±0.3	14.9min
EQ302208	30.5±0.4	22.0±0.3	8.0±0.2	13.5±0.2	26.0±0.4	4.1±0.3	18.9min
EQ302210	30.5±0.4	22.0±0.3	10.2±0.2	13.5±0.2	26.0±0.4	6.3±0.3	18.9min
EQ322208	32.0±0.5	22.0±0.4	8.0±0.2	13.5±0.2	27.6±0.4	4.3±0.3	21.0min
EQ322217	32.0±0.5	22.0±0.4	17.2±0.2	13.5±0.2	27.6±0.4	13.5±0.3	21.0min
EQ362609	36.0±0.5	26.0±0.4	9.0±0.3	14.4±0.3	32.0±0.4	5.0±0.3	21.9min
EQ362617	36.0±0.5	26.0±0.4	17.4±0.3	14.4±0.3	32.0±0.4	13.4±0.3	21.9min
EQ422810	41.5±0.7	28.0±0.4	10.0±0.3	14.9±0.3	36.5±0.5	5.5±0.3	26.8min
EQ422820	41.5±0.7	28.0±0.4	19.9±0.3	14.9±0.3	36.5±0.5	15.4±0.3	26.8min
EQ503213	50.0±0.7	32.0±0.4	13.0±0.4	20.0±0.3	44.0±0.5	7.5±0.3	32.3min
EQ503225	50.0±0.7	32.0±0.4	25.0±0.4	20.0±0.3	44.0±0.5	19.5±0.4	32.3min

EQ形磁心电感因数及有效参数 A_L Value & Effective Parameters of EQ-Cores

型号Type	Le（mm）	Ae（mm2）	Ve（mm2）	AL（nH/N²）		
				26	40	60
EQ211405	32.8	60.8	1994	60	93	140
EQ211410	53.2	60.8	3235	37	57	86
EQ261907	42.3	119.8	5068	92	142	213
EQ261912	63.9	119.8	7655	61	94	141
EQ302208	50.9	143.1	7290	92	142	212
EQ302210	58.9	143.1	8429	80	122	183
EQ322208	51.1	152.3	7783	97	150	225
EQ322217	87.9	152.3	13387	56	87	130
EQ362609	61.1	180.8	11047	96	149	223
EQ362617	94.7	180.8	17122	62	96	144
EQ422810	75.6	199.7	15097	86	133	199
EQ422820	115.2	199.7	23005	57	87	131
EQ503213	85.4	314.1	26824	120	185	277
EQ503225	133.4	314.1	41901	77	118	178

注：对于相同A和B尺寸的磁心，上表中只列出了当前模具可以制作的两种不同高度的磁心，我们可以根据客户需求，提供任何介于两种高度尺寸之间的磁心。
Note: Besides the cores with the same A & B dimensions and two different C dimensions in the above table which tools are available, we also can provide the cores with the C dimension in between the two values according the the customer request.

EQI型磁粉心
EQI Cores

EQI形磁粉心命名 EQI - Core Identification



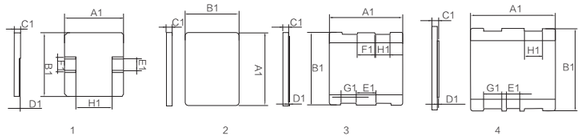

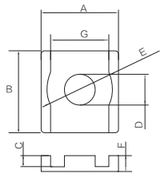

型号Type	E 尺寸（Dimensions of E core）							I 尺寸（Dimensions of I core）			
	A	B	C	D	E	F	G	A1	B1	C1	图示example
EQI161510	16.3±0.2	15.0±0.2	6.8±0.2	7.3±0.2	14.5±0.2	4.0±0.3	6.90min	16.3±0.2	15.0±0.2	2.7±0.2	1
EQI201408	20.5±0.3	14.0±0.2	5.1±0.2	8.8±0.2	18.0±0.3	2.7±0.3	12.8min	20.5±0.3	14.0±0.2	2.4±0.2	2
EQI201412	20.5±0.3	14.0±0.2	9.6±0.2	8.8±0.2	18.0±0.3	7.2±0.3	12.8min	20.5±0.3	14.0±0.2	2.4±0.2	2
EQI292510	29.3±0.4	25.0±0.3	7.4±0.2	14.0±0.2	26.3±0.4	5.0±0.3	20.6min	29.0±0.4	28.4±0.4	2.3±0.2	3
EQI383510	37.5±0.5	35.0±0.5	8.0±0.2	15.3±0.2	32.4±0.5	5.7±0.3	28.0min	37.5±0.5	36.9±0.5	2.3±0.2	4

EQI形磁粉心电感因数及有效参数 A_L Value & Effective Parameters of EQI-Cores

型号Type	Le（mm）	Ae（mm²）	Ve（mm³）	AL（nH/N²）		
				26	40	60
EQI161510	26.16	41.85	1639	53	80	121
EQI201408	28.68	60.82	1867	69	107	160
EQI201412	37.65	60.82	2417	53	81	122
EQI292510	41.57	153.94	5322	121	186	279
EQI383510	49.2	183.85	8540	122	188	282

ER型磁粉心
ER Cores

ER型磁粉心命名 ER-Core Identification

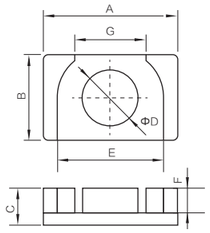

ER 23 14 09 NK 060

- 磁导率代码 Perm.Code
- 材料代码 Material Code
- 高度代码 Height Code
- 宽度代码 Width Code
- 长度代码 Length Code
- 形状代码 Shape Code

型号Type	尺寸 Dimension（mm）						
	A	B	C	D	E	F	G
ER231409	23.3±0.3	13.9±0.2	8.7±0.2	9.0±0.2	19.4±0.3	6.2±0.2	15.1±0.3
ER272307	26.4±0.4	22.6±0.3	6.7±0.2	12.4±0.2	22.4±0.3	3.55±0.3	15.3±0.3
ER302008	30.0±0.4	20.0±0.3	7.5±0.2	12.0±0.2	25.6±0.3	4.2±0.3	15.6±0.3
ER302012	30.0±0.4	20.0±0.3	11.8±0.2	12.0±0.2	25.6±0.3	8.5±0.3	15.6±0.3

ER型磁心电感因数及有效参数 A_L Value & Effective Parameters of ER-Cores

型号Type	Le（mm）	Ae（mm2）	Ve（mm3）	AL（nH/N²）		
				26	40	60
ER231409	49.95	63.62	3463	42	64	96
ER272307	44.40	120.76	5203	89	137	205
ER302008	49.73	113.10	6393	74	114	171
ER302012	66.65	113.10	8514	55	85	128

PQ型磁粉心命名 PQ-Core Identification



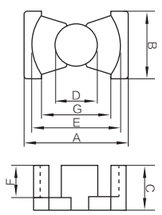

PQ 51 32 25 NS 060

- 磁导率060 Perm.060
- 材料牌号 Core Material
- 磁心高度25mm High 25mm
- 磁心宽度32mm Width 32mm
- 磁心长度51mm Length51mm
- PQ:NCD产品名称NCD’UY Shape Code

型号Type	尺寸 Dimension（mm）						
	A	B	C	D	E	F	G
PQ513225	51.0±0.7	32.0±0.5	25.0±0.4	20.1±0.3	44.0±0.5	18.0±0.4	34.0min

PQ型磁粉心电感因数及有效参数 A_L Value & Effective Parameters of PQ-Cores

型号Type	Le（mm）	Ae（mm2）	Ve（mm3）	AL（nH/N²）		
				26	40	60
PQ513225	117.29	264.05	30970	73	113	170

E 型磁粉心
E Cores

E型磁粉心命名 E- Core Identification



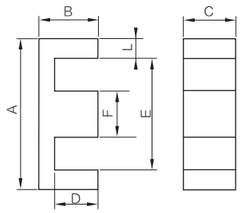

E 43 21 20 NS 060

- 磁导率代码 Perm.Code
- 材料代码 Material Code
- 高度代码 Height Code
- 宽度代码 Width Code
- 长度代码 Length Code
- 形状代码 Shape Code

型号Type	尺寸 Dimension（mm）						
	A	B	C	D min	E min	F	L
E19/8/5	19.3±0.3	8.15±0.1	4.78±0.1	5.5	13.9	4.78±0.1	2.4
E25/10/7	25.4±0.4	9.53±0.15	6.35±0.1	6.2	18.8	6.35±0.1	3.2
E30/15/7	30.05±0.45	15.0±0.2	7.06±0.1	9.7	19.5	6.96±0.1	5.1
E35/14/9	34.5±0.5	14.1±0.2	9.35±0.15	9.6	25.3	9.3±0.15	4.4
E41/17/13	40.9±0.6	16.5±0.25	12.5±0.2	10.4	28.3	12.5±0.2	6.0
E43/21/11	42.85±0.65	21.1±0.3	10.8±0.25	15.0	30.4	11.9±0.2	5.9
E43/21/15	42.85±0.65	21.1±0.3	15.4±0.25	15.0	30.4	11.9±0.2	5.9
E43/21/20	42.85±0.65	21.1±0.3	20.0±0.3	15.0	30.4	11.9±0.2	5.9
E55/28/21	54.9±0.8	27.6±0.4	20.6±0.4	18.5	37.5	16.8±0.25	8.4
E55/28/25	54.9±0.8	27.6±0.4	24.6±0.4	18.5	37.5	16.8±0.25	8.4
E65/33/27	65.1±1.0	32.5±0.5	27.0±0.4	22.2	44.2	19.7±0.3	10.0
E72/28/19	72.4±1.1	27.9±0.4	19.0±0.1	17.8	52.6	19.1±0.3	9.6
E80/38/20	80.0±1.2	38.1±0.6	19.85±0.25	28.1	59.3	19.8±0.3	9.9
E80/45/20	80.0±1.2	45.1±0.7	19.85±0.25	34.7	59.3	19.8±0.3	9.9
E130/38/40	130.3±2.0	32.5±0.5	54.0±0.8	22.0	108.4	20.0±0.3	10.0
E160/38/40	160.0±2.5	38.1±0.5	39.6±0.6	28.1	138.2	19.8±0.3	9.9

E型磁心电感因数及有效参数 A_L Value & Effective Parameters of E-cores

型号Type	C_1 mm-1	C_2 mm-3	AL（nH/N²）				Le（mm）	Ae（mm2）	Ve（mm3）
			26	40	60	90			
E19/8/5	1.667 4	7.1663E−02	26	35	48	69	38.8	23.3	903
E25/10/7	1.159 6	2.8326E−02	39	52	70	100	47.5	40.9	1 940
E30/15/7	1.045 5	1.7028E−02	33	46	71	106	64.2	61.4	3 940
E35/14/9	0.816 6	9.7295E−03	56	75	102	146	68.5	83.9	5 750
E41/17/13	0.501 0	3.2781E−03	88	119	163	234	76.6	153	11 700
E43/21/11	0.760 2	5.9276E−03	56	76	105	151	97.5	128	12 500
E43/21/15	0.533 1	2.9153E−03	80	108	150	217	97.5	183	17 800
E43/21/20	0.410 5	1.7285E−03	104	140	194	281	97.5	237	23 200
E55/28/21	0.345 3	9.7659E−04	116	157	219	328	122	354	43 200
E55/28/25	0.289 1	1.7285E−04	138	187	261	391	122	422	51 500
E65/33/27	0.267 9	6.8482E−04	162	230	300	–	145	541	78 500
E72/28/19	0.366 7	9.9259E−04	130	173	235	–	135	369	50 000
E80/38/20	0.465 8	1.1845E−03	103	145	190	–	183	393	72 000
E80/45/20	0.529 3	1.3333E−03	91	113	170	–	210	397	83 400
E130/33/54	0.188 5	1.7046E−04	254	–	–	–	208	1110	231000
E160/38/40	0.332 5	4.2191E−04	180	–	–	–	262	788	207000

块型磁粉心
Block Cores

块型磁粉心命名 Block-Core Identification



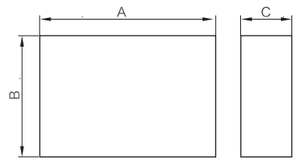

B 60 30 20 NS 060

- 磁导率代码 Perm.Code
- 材料代码 Material Code
- 高度代码 Height Code
- 宽度代码 Width Code
- 长度代码 Length Code
- 形状代码 Shape Code

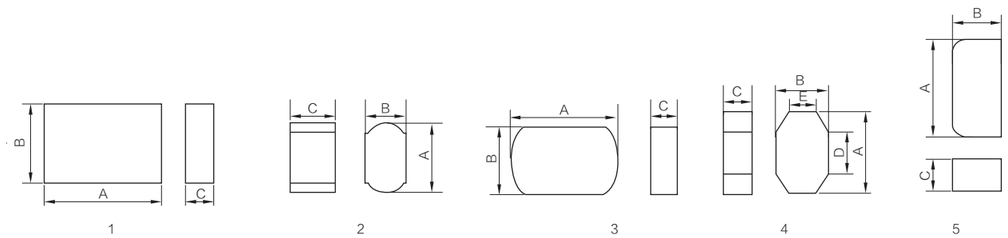

型号Type	图示1 Example 1 尺寸 Dimension（mm）		
	A	B	C
B151405	15.0±0.3	14.0±0.3	4.5±0.3
B191405	19.0±0.3	14.0±0.3	4.5±0.3
B202006	20.0±0.3	20.0±0.3	6.0±0.3
B202012	20.0±0.3	20.0±0.3	12.0±0.3
B221302	21.8±0.3	12.8±0.3	2.5±0.2
B221310	21.8±0.3	12.8±0.3	10.0±0.3
B251006	25.0±0.3	10.0±0.3	6.0±0.3
B262603	26.0±0.3	26.0±0.3	2.5±0.2
B262610	26.0±0.3	26.0±0.3	16.0±0.3
B351106	35.0±0.3	10.5±0.3	3.0±0.3
B351110	35.0±0.3	10.5±0.3	10.0±0.3
B352006	35.0±0.3	20.0±0.3	6.0±0.3
B353406	35.0±0.3	33.5±0.3	6.0±0.3
B353506	35.0±0.3	35.0±0.3	6.0±0.3
B403505	39.7±0.3	35.0±0.3	6.0±0.3
B404006	40.0±0.3	40.0±0.3	6.0±0.3
B504006	50.0±0.3	40.0±0.3	6.0±0.3
B552006	55.0±0.3	20.0±0.3	6.0±0.3
B552406	55.0±0.3	24.0±0.3	6.0±0.3
B552806	55.0±0.3	28.0±0.3	6.0±0.3
B554006	55.0±0.3	40.0±0.3	6.0±0.3
B652006	65.0±0.3	20.0±0.3	6.0±0.3
B652012	65.0±0.3	20.0±0.3	12.0±0.3
B654006	65.0±0.3	40.3±0.3	6.0±0.3

块型磁粉心
Block Cores

块型磁粉心命名 Block-Core Identification

型号Type	图示1 Example 1 尺寸 Dimension（mm）		
	A	B	C
B503010	50.0±0.5	30.0±0.3	5.0±0.3
B503020	50.0±0.5	30.0±0.3	20.0±0.3
B602015	60.0±0.5	20.0±0.3	15.0±0.3
B602020	60.0±0.5	20.0±0.3	20.0±0.3
B603015	60.0±0.5	30.0±0.3	15.0±0.3
B603020	60.0±0.5	30.0±0.3	20.0±0.3
B603515	60.0±0.5	35.0±0.3	15.0±0.3
B603520	60.0±0.5	35.0±0.3	20.0±0.3
B702015	70.0±0.5	20.0±0.3	15.0±0.3
B702020	70.0±0.5	20.0±0.3	20.0±0.3
B703015	70.0±0.5	30.0±0.3	15.0±0.3
B703020	70.0±0.5	30.0±0.3	20.0±0.3
B703515	70.0±0.5	35.0±0.3	15.0±0.3
B703520	70.0±0.5	35.0±0.3	20.0±0.3
B802015	80.0±0.5	20.0±0.3	15.0±0.3
B802020	80.0±0.5	20.0±0.3	20.0±0.3
B803015	80.0±0.5	30.0±0.3	15.0±0.3
B803020	80.0±0.5	30.0±0.3	20.0±0.3

型号Type	图示2 Example 2 尺寸 Dimension（mm）		
	A	B	C
B281820	28.0±0.3	18.0±0.2	19.5±0.15

型号Type	图示3 Example 3 尺寸 Dimension（mm）		
	A	B	C
B181219	18.0±0.3	12.0±0.3	19.0±0.3
B171119	17.0±0.3	11.0±0.3	19.0±0.3
B351520	35.0±0.3	15.0±0.3	20.0±0.3
B843020	84.0±0.6	30.0±0.3	20.0±0.3

型号Type	图示4 Example 4 尺寸 Dimension（mm）				
	A	B	C	D	D
B392506	39.0±0.4	25.0±0.3	6.0±0.3	19.0±0.3	12.0±0.3
B422607	42.0±0.4	26.0±0.3	7.0±0.3	29.0±0.3	11.0±0.3

型号Type	图示5 Example 5 尺寸 Dimension（mm）		
	A	B	C
B502516	50.0±0.5	25.0±0.5	16.0±0.3
B736732	73.0±0.6	67.0±0.5	32.0±0.5

因有多种组合方式形成磁路，所以没有提供有效磁路参数。

Here we do not provide the effective magnetic path constants since there are multiple combinations of magnetic patch.

圆柱型磁粉心
Cylinder-Cores

圆柱型磁粉心命名 Cylinder-Core Identification

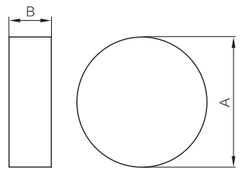

P 21 20 NS 060

- 磁导率代码 Perm.Code
- 材料代码 Material Code
- 高度代码 Height Code
- 直径代码 Diameter Code
- 形状代码 Shape Code

型号Type	尺寸 Dimension（mm）	
	A	B
P1505	15.0±0.3	5.0±0.3
P1525	15.0±0.3	25.0±0.3
P1605	16.3±0.3	5.0±0.3
P1615	16.3±0.3	15.0±0.3
P2005	20.0±0.3	5.0±0.3
P2030	20.0±0.3	30.0±0.3
P2105	21.0±0.3	5.0±0.3
P2125	21.0±0.3	25.0±0.3
P2505	25.0±0.3	5.0±0.3
P2525	25.0±0.3	25.0±0.3
P2805	28.0±0.3	5.0±0.3
P2825	28.0±0.3	25.0±0.3
P3005	30.0±0.3	5.0±0.3
P3025	30.0±0.3	25.0±0.3
P3305	33.0±0.3	5.0±0.3
P3325	33.0±0.3	25.0±0.3
P4005	40.0±0.4	5.0±0.3
P4020	40.0±0.4	20.0±0.3
P5105	51.0±0.5	5.0±0.3
P5118	51.0±0.5	18.0±0.3
P6105	61.0±0.5	5.0±0.3
P6113	61.0±0.5	13.0±0.3
P7805	78.0±0.6	5.0±0.3
P7810	78.0±0.6	10.0±0.3
P8405	84.0±0.6	5.0±0.3
P8410	84.0±0.6	10.0±0.3

轨道型磁粉心
Square Round Shape Cores

轨道型磁粉心命名 Square Round Shape Core Identification

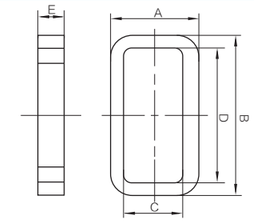

K 50 30 09 NS 060

- 磁导率代码 Perm.Code
- 材料代码 Material Code
- 高度代码 Height Code
- 宽度代码 Width Code
- 长度代码 Length Code
- 形状代码 Shape Code

型号Type	尺寸 Dimension（mm）				
	A	B	C	D	E
K503009	30.0±0.3	50.0±0.3	20.0±0.3	42.0±0.3	9.0±0.3

UI型磁粉心命名 UI-Core Identificatio

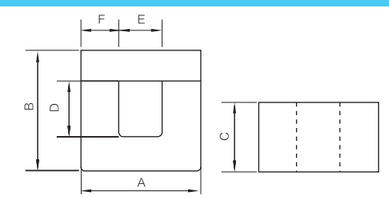

UI 06 10 03 NK 060

- 磁导率代码 Perm.Code
- 材料代码 Material Code
- 高度代码 Height Code
- 宽度代码 Width Code
- 长度代码 Length Code
- 形状代码 Shape Code

型号Type	尺寸 Dimension（mm）								
	U						I		
	A	B	C	D	E	F	A	B	C
UI061006	5.7±0.2	3.4±0.2	10.4±0.2	1.2±0.2	2.6±0.2	1.55±0.2	5.7±0.2	12.7±0.2	2.2±0.2
UI232313	23.0±0.3	8.6±0.2	22.7±0.2	4.4±0.2	14.35±0.2	4.2±0.2	23±0.2	22.7±0.2	4.2±0.2

UY型磁粉心命名 UY-Core Identification

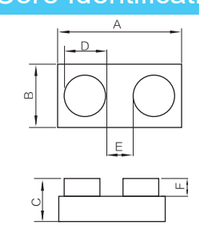

UY 60 32 25 NS 060

- 磁导率060 Perm.060
- 材料牌号 Core Material
- 磁心高度25mm High 25mm
- 磁心宽度31mm Width 31mm
- 磁心长度60mm Length 60mm
- UY:NCD产品名称NCD’UY Shape Code

型号Type	尺寸 Dimension（mm）					
	A	B	C	D	E	F
UY603125	60.0±0.7	31.3±0.4	25.0±0.4	20.3±0.3	12.9±0.3	10.5±0.3

UY型磁粉心电感因数及有效参数 A_L Value & Effective Parameters of UY-Cores

型号Type	Le（mm）	Ae（mm2）	Ve（mm3）	AL（nH/N²）		
				26	40	60
UY603125	120.7	368.5	44478	100	153	230

环型磁心
Ring Core

OD 078

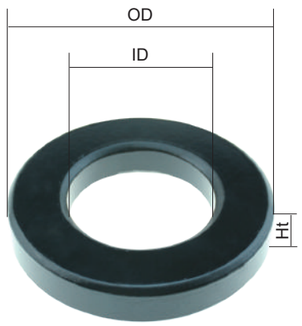

磁心尺寸 Core Dimensions

		OD(max)	ID(min)	Ht(max)
涂覆前尺寸	mm	7.87	3.96	3.18
Before Coating	inch	0.310	0.156	0.125
涂覆后尺寸	mm	8.51	3.43	3.81
After Coating	inch	0.335	0.135	0.15

有效磁路参数 Effective Core Parameters

有效截面积	有效磁路长度	窗口面积	有效体积
Cross Section	Path Length	Window Area	Volume
(Ae)	(le)	(Wa)	(Ve)
0.062cm^2	1.787cm	0.092cm^2	0.110mm^3
0.010in^2	0.704in	18,200cmil	0.007in^3

磁粉心常用规格 Available Cores

磁导率 Permeability (μ)	电感因数 AL (nH/N^2)	型号 Type	NS	NK	NH	NHU	NKS	NSW	NSWL	NHS	NSH	NHK	NKH
26	11	N□078026	√	√	√	√	√	√	√	√	√	√	√
60	25	N□078060	√	√	√	√	√	√	√	√	√	√	√
75	31	N□078075	√	√	√	√	√			√	√	√	√
90	37	N□078090	√	√	√	√	√			√	√	√	√
125	52	N□078125	√		√	√							

AL vs NI Curve (60μ, 125μ)

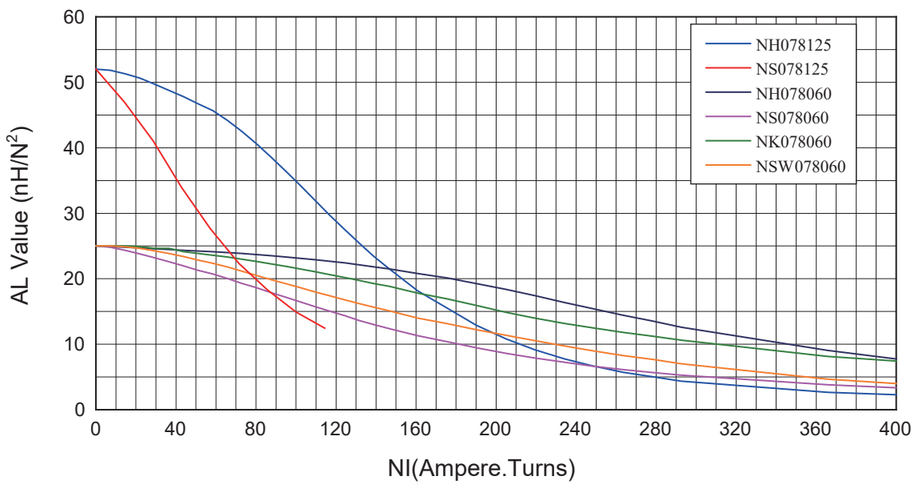

环型磁心
Ring Core

OD 102

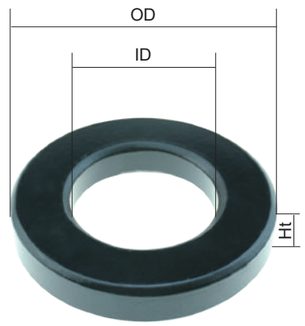

磁心尺寸 Core Dimensions

		OD(max)	ID(min)	Ht(max)
涂覆前尺寸	mm	10.16	5.08	3.96
Before Coating	inch	0.400	0.200	0.156
涂覆后尺寸	mm	10.80	4.57	4.57
After Coating	inch	0.425	0.18	0.18

有效磁路参数 Effective Core Parameters

有效截面积	有效磁路长度	窗口面积	有效体积
Cross Section	Path Length	Window Area	Volume
(Ae)	(le)	(Wa)	(Ve)
0.1000cm^2	2.380cm	0.164cm^2	0.238mm^3
0.016in^2	0.906in	32,400cmil	0.014in^3

磁粉心常用规格 Available Cores

磁导率 Permeability (μ)	电感因数 AL (nH/N^2)	型号 Type	NS	NK	NH	NHU	NKS	NSW	NSWL	NHS	NSH	NHK	NKH
26	14	N□102026	√	√	√	√	√	√	√	√	√	√	√
60	32	N□102060	√	√	√	√	√	√	√	√	√	√	√
75	40	N□102075	√	√	√	√	√			√	√	√	√
90	48	N□102090	√	√	√	√	√			√	√	√	√
125	66	N□102125	√		√	√							

AL vs NI Curve (60μ, 125μ)

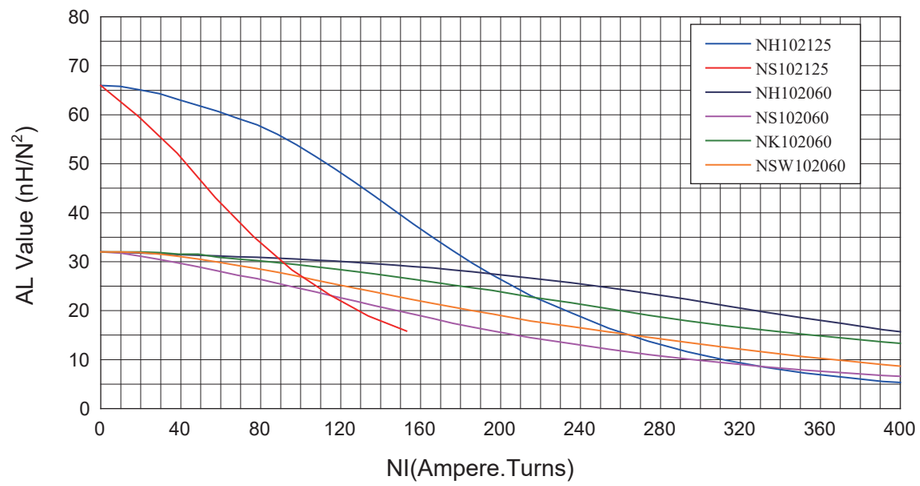

环型磁心
Ring Core

OD 127

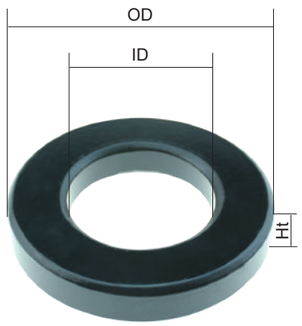

磁心尺寸 Core Dimensions

		OD(max)	ID(min)	Ht(max)
涂覆前尺寸	mm	12.70	7.62	4.75
Before Coating	inch	0.500	0.300	0.187
涂覆后尺寸	mm	13.46	6.99	5.51
After Coating	inch	0.530	0.275	0.217

有效磁路参数 Effective Core Parameters

有效截面积	有效磁路长度	窗口面积	有效体积
Cross Section	Path Length	Window Area	Volume
(Ae)	(le)	(Wa)	(Ve)
0.114cm^2	3.120cm	0.383cm^2	0.356mm^3
0.018in^2	1.229in	75,600cmil	0.022in^3

磁粉心常用规格 Available Cores

磁导率 Permeability (μ)	电感因数 AL (nH/N^2)	型号 Type	NS	NK	NH	NHU	NKS	NSW	NSWL	NHS	NSH	NHK	NKH
26	12	N□127026	√	√	√	√	√	√	√	√	√	√	√
60	27	N□127060	√	√	√	√	√	√	√	√	√	√	√
75	34	N□127075	√	√	√	√	√			√	√	√	√
90	40	N□127090	√	√	√	√	√			√	√	√	√
125	56	N□127125	√		√	√							

AL vs NI Curve (60μ, 125μ)

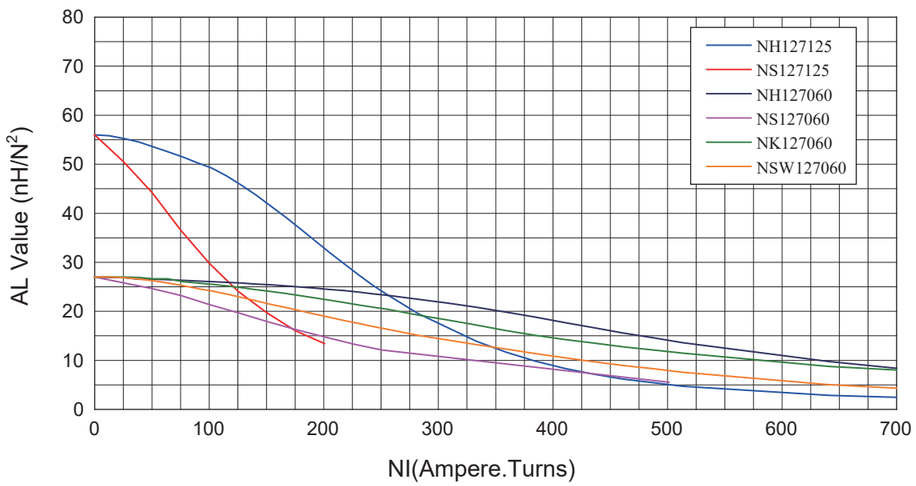

环型磁心
Ring Core

OD 166

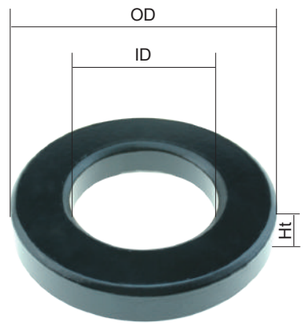

磁心尺寸 Core Dimensions

		OD(max)	ID(min)	Ht(max)
涂覆前尺寸	mm	16.51	10.16	6.35
Before Coating	inch	0.650	0.400	0.250
涂覆后尺寸	mm	17.40	9.53	7.11
After Coating	inch	0.680	0.375	0.280

有效磁路参数 Effective Core Parameters

有效截面积	有效磁路长度	窗口面积	有效体积
Cross Section	Path Length	Window Area	Volume
(Ae)	(le)	(Wa)	(Ve)
0.192cm^2	4.110cm	0.713cm^2	0.789mm^3
0.030in^2	1.619in	140,600cmil	0.044in^3

磁粉心常用规格 Available Cores

磁导率 Permeability (μ)	电感因数 AL (nH/N^2)	型号 Type	NS	NK	NH	NHU	NKS	NSW	NSWL	NHS	NSH	NHK	NKH
26	15	N□166026	√	√	√	√	√	√	√	√	√	√	√
60	35	N□166060	√	√	√	√	√	√	√	√	√	√	√
75	43	N□166075	√	√	√	√	√			√	√	√	√
90	52	N□166090	√	√	√	√	√			√	√	√	√
125	72	N□166125	√		√	√							

AL vs NI Curve (60μ, 125μ)

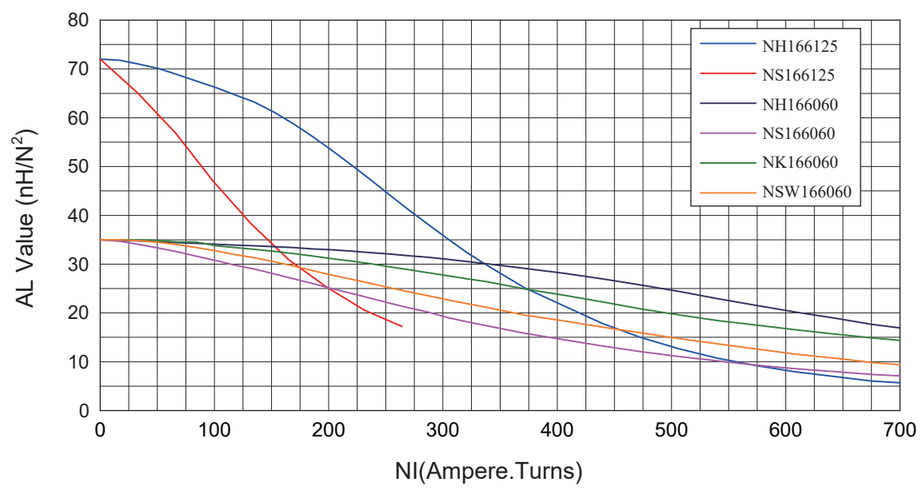

环型磁心
Ring Core

OD 172

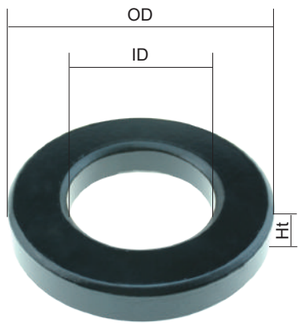

磁心尺寸 Core Dimensions

		OD(max)	ID(min)	Ht(max)
涂覆前尺寸	mm	17.27	9.65	6.35
Before Coating	inch	0.680	0.380	0.250
涂覆后尺寸	mm	18.03	9.02	7.11
After Coating	inch	0.710	0.355	0.280

有效磁路参数 Effective Core Parameters

有效截面积	有效磁路长度	窗口面积	有效体积
Cross Section	Path Length	Window Area	Volume
(Ae)	(le)	(Wa)	(Ve)
0.232cm^2	4.140cm	0.683cm^2	0.961mm^3
0.036in^2	1.630in	126,000cmil	0.059in^3

磁粉心常用规格 Available Cores

磁导率 Permeability (μ)	电感因数 AL (nH/N^2)	型号 Type	NS	NK	NH	NHU	NKS	NSW	NSWL	NHS	NSH	NHK	NKH
26	19	N□172026	√	√	√	√	√	√	√	√	√	√	√
60	43	N□172060	√	√	√	√	√	√	√	√	√	√	√
75	53	N□172075	√	√	√	√	√			√	√	√	√
90	64	N□172090	√	√	√	√	√			√	√	√	√
125	89	N□172125	√		√	√							

AL vs NI Curve (60μ, 125μ)

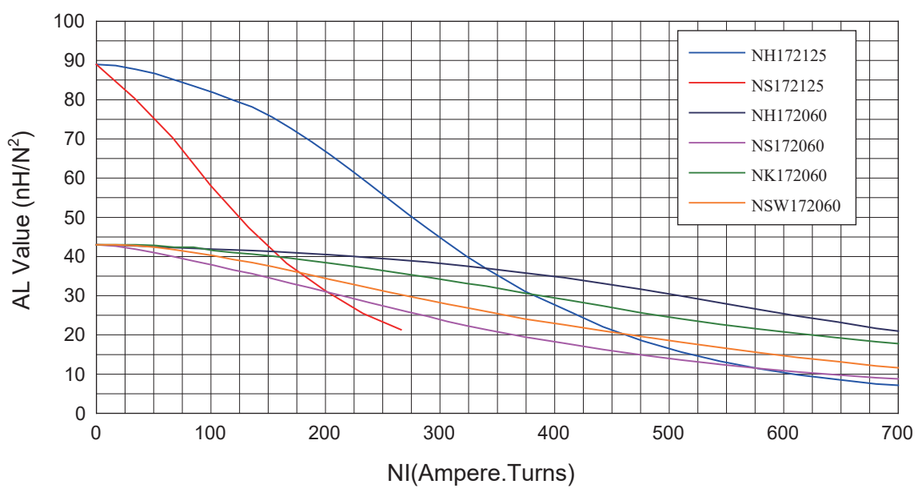

环型磁心
Ring Core

OD 203

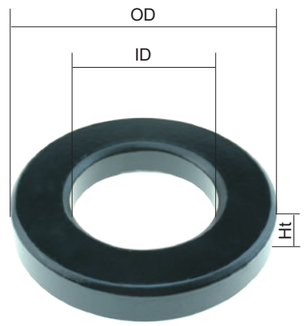

磁心尺寸 Core Dimensions

		OD(max)	ID(min)	Ht(max)
涂覆前尺寸	mm	20.32	12.70	6.35
Before Coating	inch	0.800	0.500	0.250
涂覆后尺寸	mm	21.10	12.07	7.11
After Coating	inch	0.830	0.475	0.280

有效磁路参数 Effective Core Parameters

有效截面积	有效磁路长度	窗口面积	有效体积
Cross Section	Path Length	Window Area	Volume
(Ae)	(le)	(Wa)	(Ve)
0.226cm^2	5.090cm	1.140cm^2	1.151mm^3
0.035in^2	2.010in	225,600cmil	0.070in^3

磁粉心常用规格 Available Cores

磁导率 Permeability (μ)	电感因数 AL (nH/N^2)	型号 Type	NS	NK	NH	NHU	NKS	NSW	NSWL	NHS	NSH	NHK	NKH
26	14	N□203026	√	√	√	√	√	√	√	√	√	√	√
60	32	N□203060	√	√	√	√	√	√	√	√	√	√	√
75	41	N□203075	√	√	√	√	√			√	√	√	√
90	49	N□203090	√	√	√	√	√			√	√	√	√
125	68	N□203125	√		√	√							

AL vs NI Curve (60μ, 125μ)

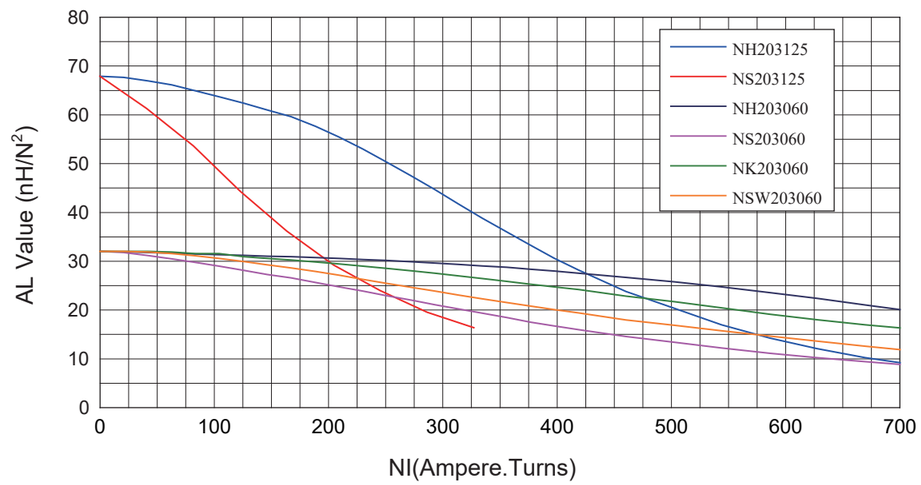

环型磁心
Ring Core

OD 229

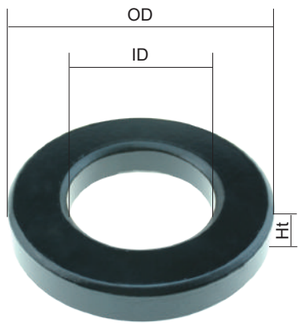

磁心尺寸 Core Dimensions

		OD(max)	ID(min)	Ht(max)
涂覆前尺寸	mm	22.86	13.97	7.62
Before Coating	inch	0.900	0.550	0.300
涂覆后尺寸	mm	23.62	13.39	8.38
After Coating	inch	0.930	0.527	0.330

有效磁路参数 Effective Core Parameters

有效截面积	有效磁路长度	窗口面积	有效体积
Cross Section	Path Length	Window Area	Volume
(Ae)	(le)	(Wa)	(Ve)
0.331cm^2	5.670cm	1.410cm^2	1.877mm^3
0.051in^2	2.230in	277,700cmil	0.115in^3

磁粉心常用规格 Available Cores

磁导率 Permeability (μ)	电感因数 AL (nH/N^2)	型号 Type	NS	NK	NH	NHU	NKS	NSW	NSWL	NHS	NSH	NHK	NKH
26	19	N□229026	√	√	√	√	√	√	√	√	√	√	√
60	43	N□229060	√	√	√	√	√	√	√	√	√	√	√
75	54	N□229075	√	√	√	√	√			√	√	√	√
90	65	N□229090	√	√	√	√	√			√	√	√	√
125	90	N□229125	√		√	√							

AL vs NI Curve (60μ, 125μ)

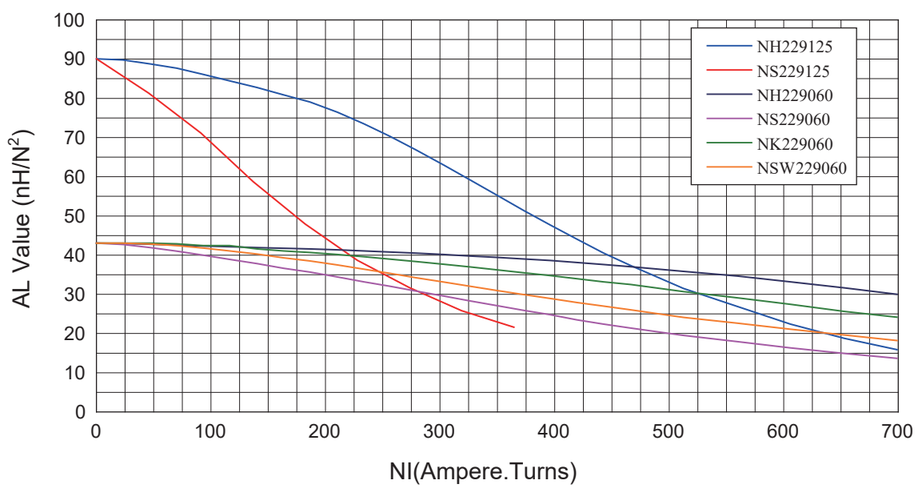

环型磁心
Ring Core

OD 234

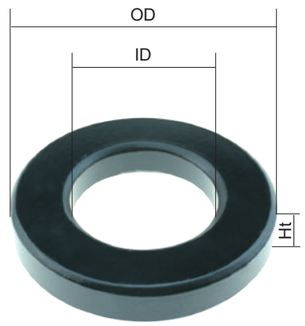

磁心尺寸 Core Dimensions

		OD(max)	ID(min)	Ht(max)
涂覆前尺寸	mm	23.57	14.40	8.89
Before Coating	inch	0.928	0.567	0.350
涂覆后尺寸	mm	24.30	13.77	9.70
After Coating	inch	0.956	0.542	0.382

有效磁路参数 Effective Core Parameters

有效截面积	有效磁路长度	窗口面积	有效体积
Cross Section	Path Length	Window Area	Volume
(Ae)	(le)	(Wa)	(Ve)
0.388cm^2	5.880cm	1.490cm^2	2.281mm^3
0.061in^2	2.320in	293,800cmil	0.142in^3

磁粉心常用规格 Available Cores

磁导率 Permeability (μ)	电感因数 AL (nH/N^2)	型号 Type	NS	NK	NH	NHU	NKS	NSW	NSWL	NHS	NSH	NHK	NKH
26	22	N□234026	√	√	√	√	√	√	√	√	√	√	√
60	51	N□234060	√	√	√	√	√	√	√	√	√	√	√
75	63	N□234075	√	√	√	√	√			√	√	√	√
90	76	N□234090	√	√	√	√	√			√	√	√	√
125	105	N□234125	√		√	√							

AL vs NI Curve (60μ, 125μ)

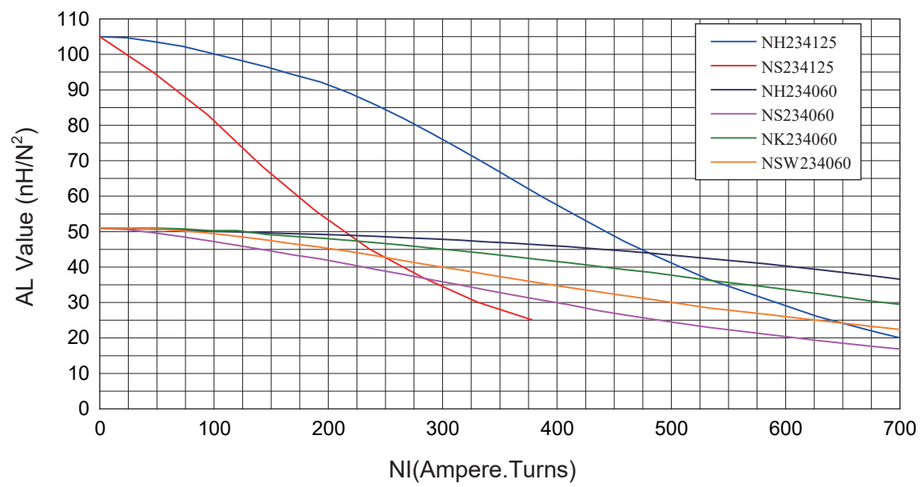

环型磁心
Ring Core

OD 270

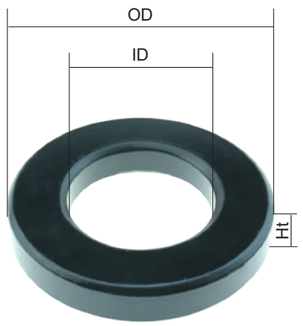

磁心尺寸 Core Dimensions

		OD(max)	ID(min)	Ht(max)
涂覆前尺寸	mm	26.92	14.73	11.18
Before Coating	inch	1.060	0.580	0.440
涂覆后尺寸	mm	27.70	14.10	11.99
After Coating	inch	1.090	0.555	0.472

有效磁路参数 Effective Core Parameters

有效截面积	有效磁路长度	窗口面积	有效体积
Cross Section	Path Length	Window Area	Volume
(Ae)	(le)	(Wa)	(Ve)
0.654cm^2	6.350cm	1.560cm^2	4.154mm^3
0.101in^2	2.500in	308,000cmil	0.254in^3

磁粉心常用规格 Available Cores

磁导率 Permeability (μ)	电感因数 AL (nH/N^2)	型号 Type	NS	NK	NH	NHU	NKS	NSW	NSWL	NHS	NSH	NHK	NKH
26	32	N□270026	√	√	√	√	√	√	√	√	√	√	√
60	75	N□270060	√	√	√	√	√	√	√	√	√	√	√
75	94	N□270075	√	√	√	√	√			√	√	√	√
90	113	N□270090	√	√	√	√	√			√	√	√	√
125	157	N□270125	√		√	√							

AL vs NI Curve (60μ, 125μ)

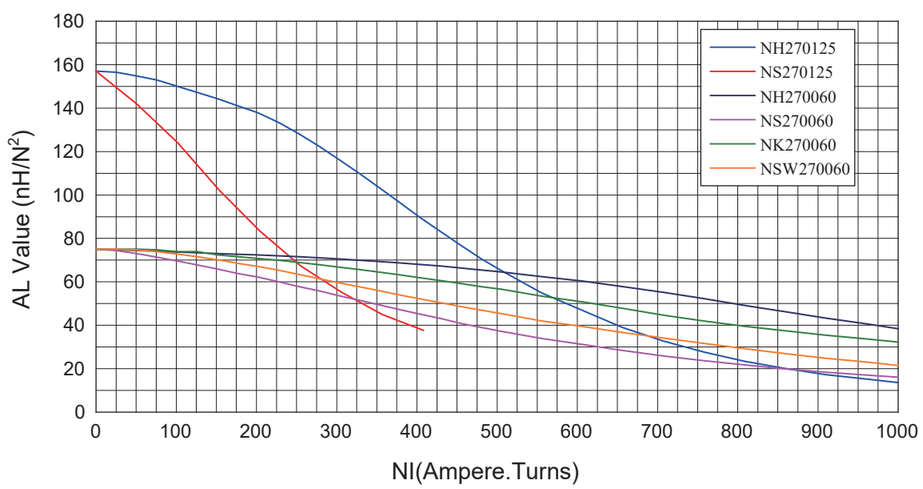

环型磁心
Ring Core

OD 330

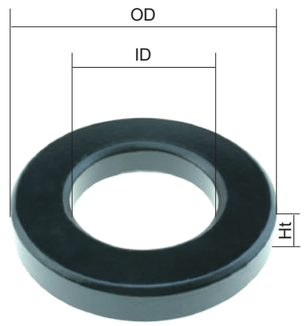

磁心尺寸 Core Dimensions

		OD(max)	ID(min)	Ht(max)
涂覆前尺寸	mm	33.02	19.94	10.67
Before Coating	inch	1.300	0.785	0.420
涂覆后尺寸	mm	33.83	19.30	11.61
After Coating	inch	1.332	0.760	0.457

有效磁路参数 Effective Core Parameters

有效截面积	有效磁路长度	窗口面积	有效体积
Cross Section	Path Length	Window Area	Volume
(Ae)	(le)	(Wa)	(Ve)
0.672cm^2	8.150cm	2.930cm^2	5.477mm^3
0.104in^2	3.210in	577,600cmil	0.335in^3

磁粉心常用规格 Available Cores

磁导率 Permeability (μ)	电感因数 AL (nH/N^2)	型号 Type	NS	NK	NH	NHU	NKS	NSW	NSWL	NHS	NSH	NHK	NKH
26	28	N□330026	√	√	√	√	√	√	√	√	√	√	√
60	61	N□330060	√	√	√	√	√	√	√	√	√	√	√
75	76	N□330075	√	√	√	√	√			√	√	√	√
90	91	N□330090	√	√	√	√	√			√	√	√	√
125	127	N□330125	√		√	√							

AL vs NI Curve (60μ, 125μ)

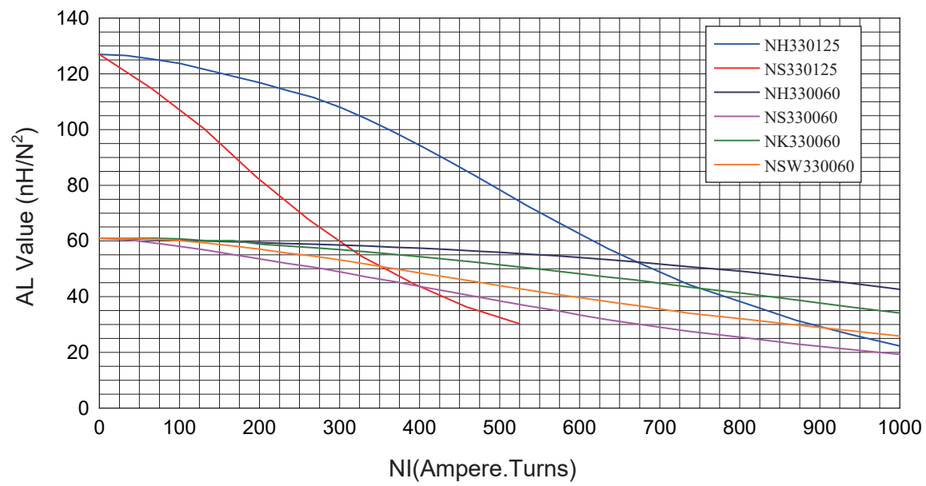

环型磁心
Ring Core

OD 343

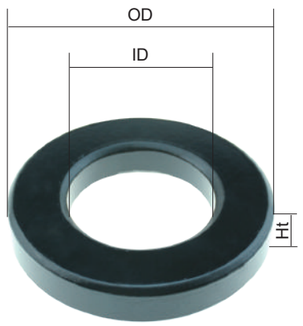

磁心尺寸 Core Dimensions

		OD(max)	ID(min)	Ht(max)
涂覆前尺寸	mm	34.29	23.37	8.89
Before Coating	inch	1.350	0.920	0.350
涂覆后尺寸	mm	35.20	22.60	9.83
After Coating	inch	1.385	0.888	0.387

有效磁路参数 Effective Core Parameters

有效截面积	有效磁路长度	窗口面积	有效体积
Cross Section	Path Length	Window Area	Volume
(Ae)	(le)	(Wa)	(Ve)
0.454cm^2	8.950cm	4.010cm^2	4.063mm^3
0.070in^2	3.530in	788,500cmil	0.249in^3

磁粉心常用规格 Available Cores

磁导率 Permeability (μ)	电感因数 AL (nH/N^2)	型号 Type	NS	NK	NH	NHU	NKS	NSW	NSWL	NHS	NSH	NHK	NKH
26	16	N□343026	√	√	√	√	√	√	√	√	√	√	√
60	38	N□343060	√	√	√	√	√	√	√	√	√	√	√
75	47	N□343075	√	√	√	√	√			√	√	√	√
90	57	N□343090	√	√	√	√	√			√	√	√	√
125	79	N□343125	√		√	√							

AL vs NI Curve (60μ, 125μ)

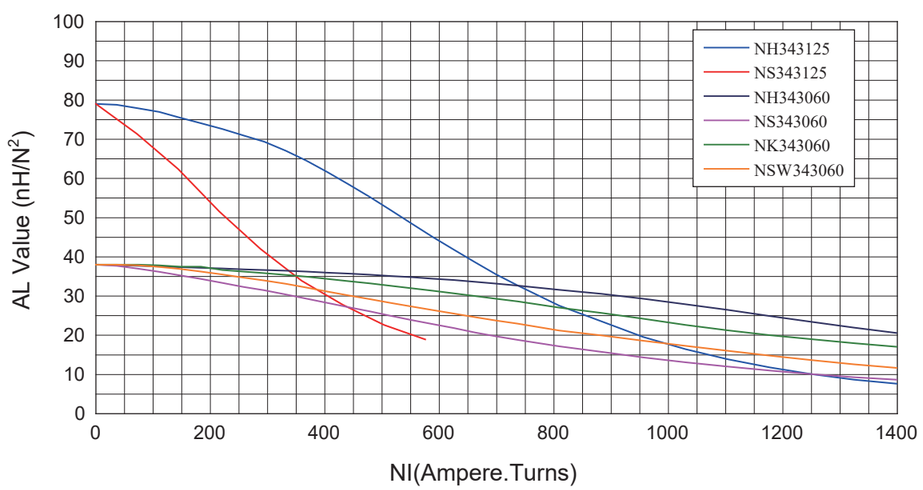

环型磁心
Ring Core

OD 358

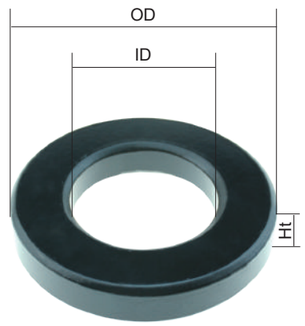

磁心尺寸 Core Dimensions

		OD(max)	ID(min)	Ht(max)
涂覆前尺寸	mm	35.81	22.35	10.46
Before Coating	inch	1.410	0.880	0.412
涂覆后尺寸	mm	36.70	21.50	11.28
After Coating	inch	1.445	0.848	0.444

有效磁路参数 Effective Core Parameters

有效截面积	有效磁路长度	窗口面积	有效体积
Cross Section	Path Length	Window Area	Volume
(Ae)	(le)	(Wa)	(Ve)
0.678cm^2	8.980cm	3.640cm^2	6.088mm^3
0.105in^2	3.540in	719,100cmil	0.372in^3

磁粉心常用规格 Available Cores

磁导率 Permeability (μ)	电感因数 AL (nH/N^2)	型号 Type	NS	NK	NH	NHU	NKS	NSW	NSWL	NHS	NSH	NHK	NKH
26	24	N□358026	√	√	√	√	√	√	√	√	√	√	√
60	56	N□358060	√	√	√	√	√	√	√	√	√	√	√
75	70	N□358075	√	√	√	√	√			√	√	√	√
90	84	N□358090	√	√	√	√	√			√	√	√	√
125	117	N□358125	√		√	√							

AL vs NI Curve (60μ, 125μ)

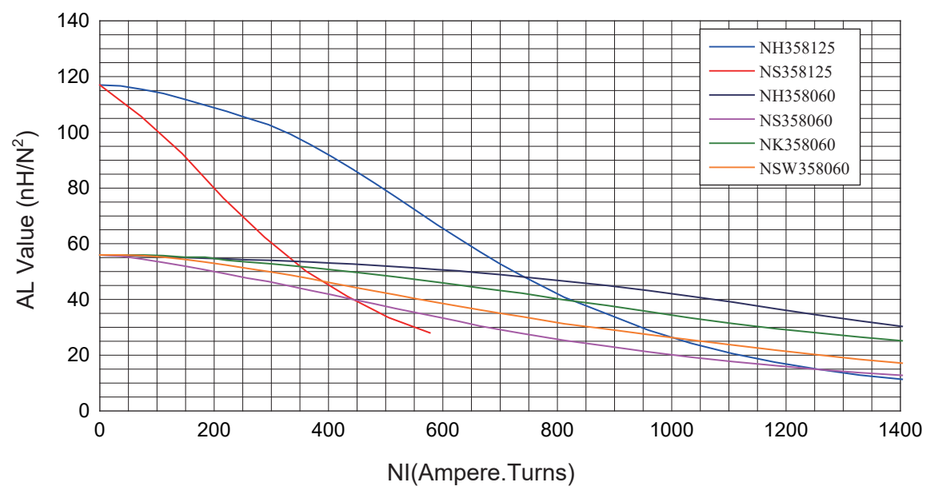

环型磁心
Ring Core

OD 378

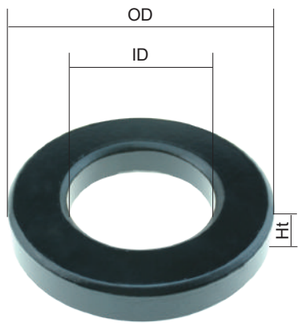

磁心尺寸 Core Dimensions

		OD(max)	ID(min)	Ht(max)
涂覆前尺寸	mm	37.90	22.90	15.0
Before Coating	inch	1.492	0.902	0.591
涂覆后尺寸	mm	38.70	22.10	16.00
After Coating	inch	1.524	0.870	0.630

有效磁路参数 Effective Core Parameters

有效截面积 Cross Section (Ae)	有效磁路长度 Path Length (le)	窗口面积 Window Area (Wa)	有效体积 Volume (Ve)
1.102cm^2	9.158cm	3.834cm^2	10.088mm^3
0.171in^2	3.610in	594,300cmil	0.616in^3

磁粉心常用规格 Available Cores

磁导率 Permeability (μ)	电感因数 AL (nH/N^2)	型号 Type	NS	NK	NH	NHU	NKS	NSW	NSWL	NHS	NSH	NHK	NKH
26	39	N□378026	√	√	√	√	√	√	√	√	√	√	√
60	90	N□378060	√	√	√	√	√	√	√	√	√	√	√
75	113	N□378075	√	√	√	√	√			√	√	√	√
90	135	N□378090	√	√	√	√	√			√	√	√	√
125	187	N□378125	√		√	√							

AL vs NI Curve (60μ, 125μ)

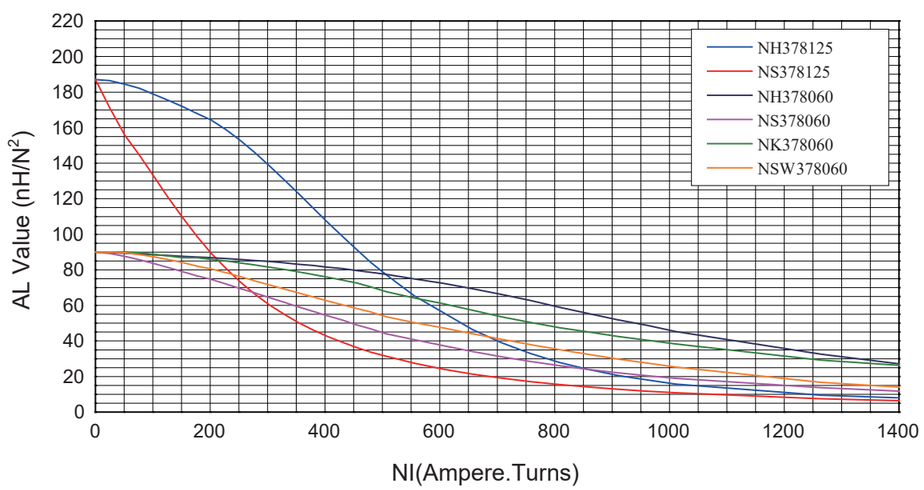

环型磁心
Ring Core

OD 400

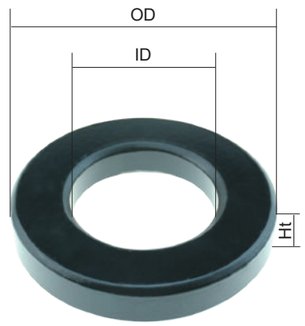

磁心尺寸 Core Dimensions

		OD(max)	ID(min)	Ht(max)
涂覆前尺寸	mm	39.88	24.13	14.48
Before Coating	inch	1.570	0.950	0.570
涂覆后尺寸	mm	40.70	23.30	15.37
After Coating	inch	1.602	0.918	0.605

有效磁路参数 Effective Core Parameters

有效截面积 Cross Section (Ae)	有效磁路长度 Path Length (le)	窗口面积 Window Area (Wa)	有效体积 Volume (Ve)
1.072cm^2	9.840cm	4.270cm^2	10.549mm^3
0.166in^2	3.880in	842,700cmil	0.645in^3

磁粉心常用规格 Available Cores

磁导率 Permeability (μ)	电感因数 AL (nH/N^2)	型号 Type	NS	NK	NH	NHU	NKS	NSW	NSWL	NHS	NSH	NHK	NKH
26	35	N□400026	√	√	√	√	√	√	√	√	√	√	√
60	81	N□400060	√	√	√	√	√	√	√	√	√	√	√
75	101	N□400075	√	√	√	√	√			√	√	√	√
90	121	N□400090	√	√	√	√	√			√	√	√	√
125	168	N□400125	√		√	√							

AL vs NI Curve (60μ, 125μ)

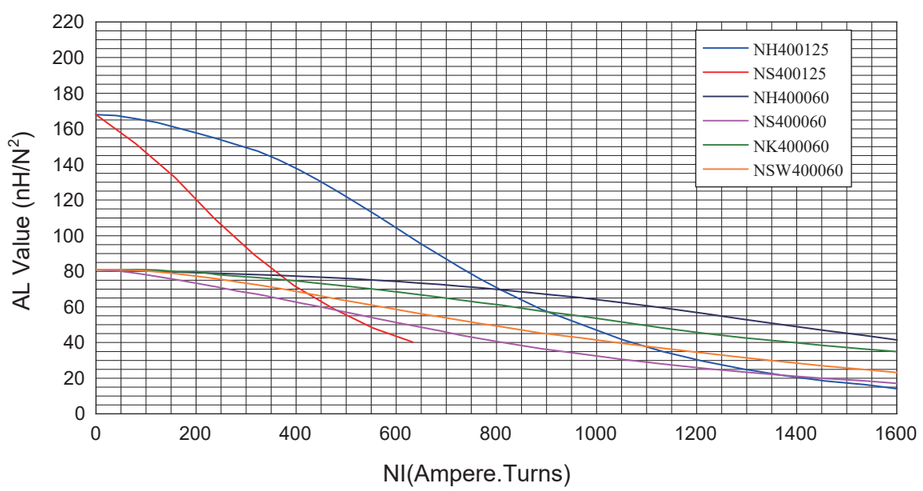

环型磁心
Ring Core

OD 401

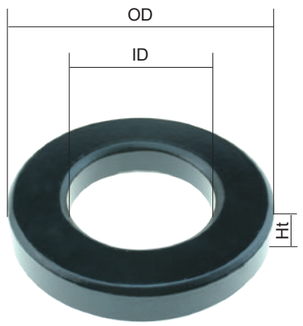

磁心尺寸 Core Dimensions

		OD(max)	ID(min)	Ht(max)
涂覆前尺寸	mm	40.13	22.08	17.00
Before Coating	inch	1.580	0.869	0.669
涂覆后尺寸	mm	40.94	21.27	17.89
After Coating	inch	1.612	0.837	0.704

有效磁路参数 Effective Core Parameters

有效截面积	有效磁路长度	窗口面积	有效体积
Cross Section	Path Length	Window Area	Volume
(Ae)	(le)	(Wa)	(Ve)
1.537cm^2	9.510cm	3.551cm^2	15.043mm^3
0.237in^2	3.671in	700,725cmil	0.918in^3

磁粉心常用规格 Available Cores

磁导率 Permeability (μ)	电感因数 AL (nH/N^2)	型号 Type	NS	NK	NH	NHU	NKS	NSW	NSWL	NHS	NSH	NHK	NKH
26	53	N□401026	√	√	√	√	√	√	√	√	√	√	√
60	119	N□401060	√	√	√	√	√	√	√	√	√	√	√
75	153	N□401075	√	√	√	√	√			√	√	√	√
90	183	N□401090	√	√	√	√	√			√	√	√	√
125	254	N□401125	√		√	√							

AL vs NI Curve (60μ, 125μ)

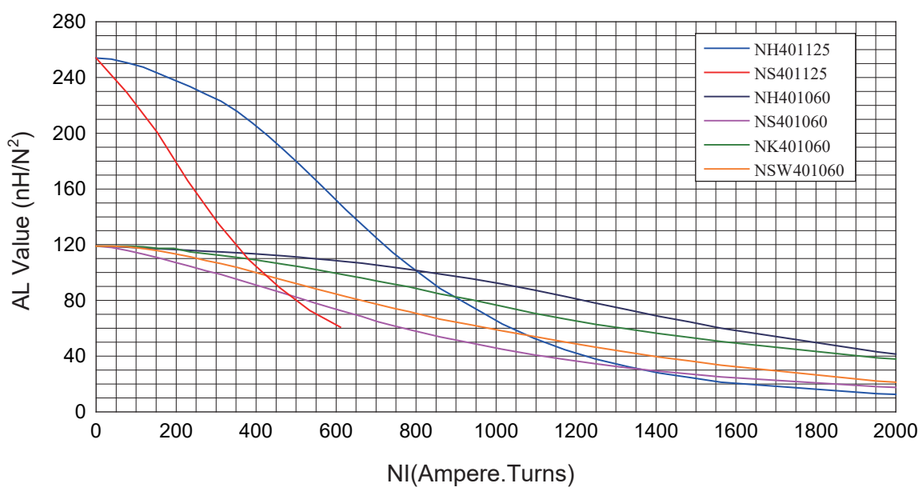

环型磁心
Ring Core

OD 467

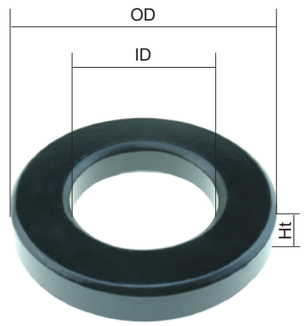

磁心尺寸 Core Dimensions

		OD(max)	ID(min)	Ht(max)
涂覆前尺寸	mm	46.74	24.13	18.03
Before Coating	inch	1.840	0.950	0.710
涂覆后尺寸	mm	47.60	23.30	18.92
After Coating	inch	1.875	0.918	0.745

有效磁路参数 Effective Core Parameters

有效截面积	有效磁路长度	窗口面积	有效体积
Cross Section	Path Length	Window Area	Volume
(Ae)	(le)	(Wa)	(Ve)
1.990cm^2	10.740cm	4.270cm^2	21.373mm^3
0.308in^2	4.230in	842,700cmil	1.303in^3

磁粉心常用规格 Available Cores

磁导率 Permeability (μ)	电感因数 AL (nH/N^2)	型号 Type	NS	NK	NH	NHU	NKS	NSW	NSWL	NHS	NSH	NHK	NKH
26	59	N□467026	√	√	√	√	√	√	√	√	√	√	√
60	135	N□467060	√	√	√	√	√	√	√	√	√	√	√
75	169	N□467075	√	√	√	√	√			√	√	√	√
90	202	N□467090	√	√	√	√	√			√	√	√	√
125	281	N□467125	√		√	√							

AL vs NI Curve (60μ, 125μ)

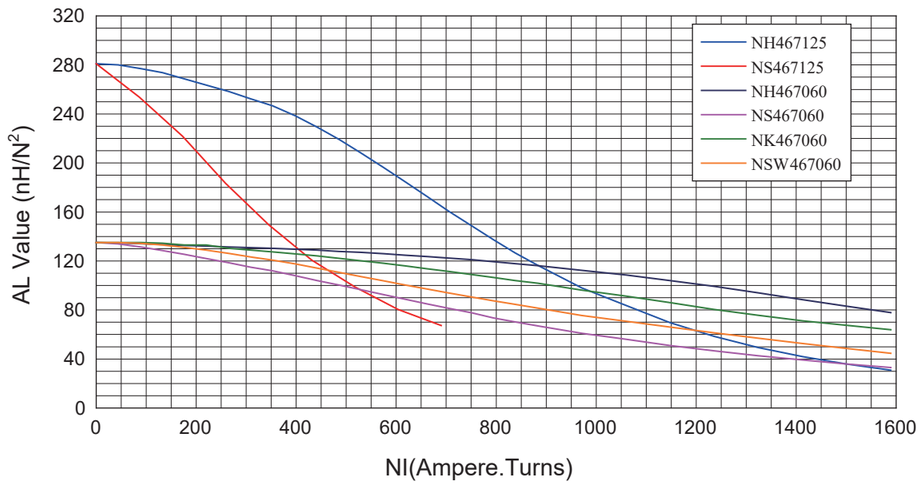

环型磁心
Ring Core

OD 468

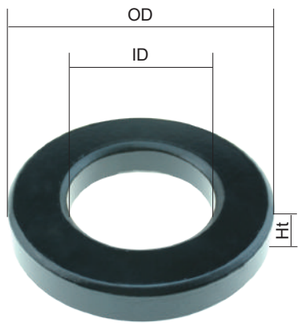

磁心尺寸 Core Dimensions

		OD(max)	ID(min)	Ht(max)
涂覆前尺寸	mm	46.74	28.70	15.24
Before Coating	inch	1.840	1.130	0.600
涂覆后尺寸	mm	47.60	27.90	16.13
After Coating	inch	1.875	1.098	0.635

有效磁路参数 Effective Core Parameters

有效截面积	有效磁路长度	窗口面积	有效体积
Cross Section	Path Length	Window Area	Volume
(Ae)	(le)	(Wa)	(Ve)
1.340cm^2	11.630cm	6.110cm^2	15.584mm^3
0.208in^2	4.580in	1,206,000cmil	0.953in^3

磁粉心常用规格 Available Cores

磁导率 Permeability (μ)	电感因数 AL (nH/N^2)	型号 Type	NS	NK	NH	NHU	NKS	NSW	NSWL	NHS	NSH	NHK	NKH
26	37	N□468026	√	√	√	√	√	√	√	√	√	√	√
60	86	N□468060	√	√	√	√	√	√	√	√	√	√	√
75	107	N□468075	√	√	√	√	√			√	√	√	√
90	128	N□468090	√	√	√	√	√			√	√	√	√
125	178	N□468125	√		√	√							

AL vs NI Curve (60μ, 125μ)

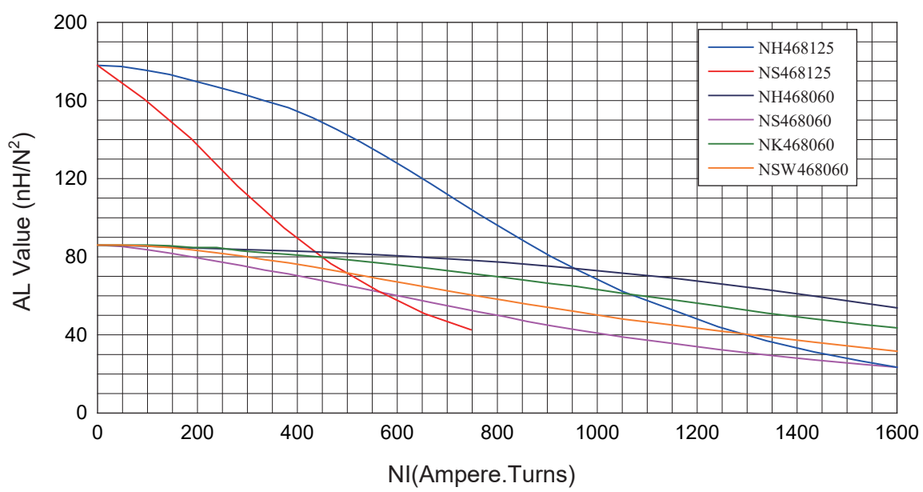

环型磁心
Ring Core

OD 508

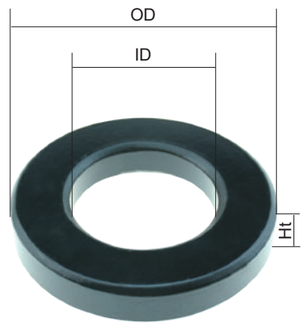

磁心尺寸 Core Dimensions

		OD(max)	ID(min)	Ht(max)
涂覆前尺寸	mm	50.80	31.75	13.46
Before Coating	inch	2.000	1.250	0.530
涂覆后尺寸	mm	51.70	30.90	14.35
After Coating	inch	2.035	1.218	0.565

有效磁路参数 Effective Core Parameters

有效截面积	有效磁路长度	窗口面积	有效体积
Cross Section	Path Length	Window Area	Volume
(Ae)	(le)	(Wa)	(Ve)
1.251cm^2	12.730cm	7.500cm^2	15.929mm^3
0.194in^2	5.020in	1,484,000cmil	0.974in^3

磁粉心常用规格 Available Cores

磁导率 Permeability (μ)	电感因数 AL (nH/N^2)	型号 Type	NS	NK	NH	NHU	NKS	NSW	NSWL	NHS	NSH	NHK	NKH
26	32	N□508026	√	√	√	√	√	√	√	√	√	√	√
60	73	N□508060	√	√	√	√	√	√	√	√	√	√	√
75	91	N□508075	√	√	√	√	√			√	√	√	√
90	109	N□508090	√	√	√	√	√			√	√	√	√
125	152	N□508125	√		√	√							

AL vs NI Curve (60μ, 125μ)

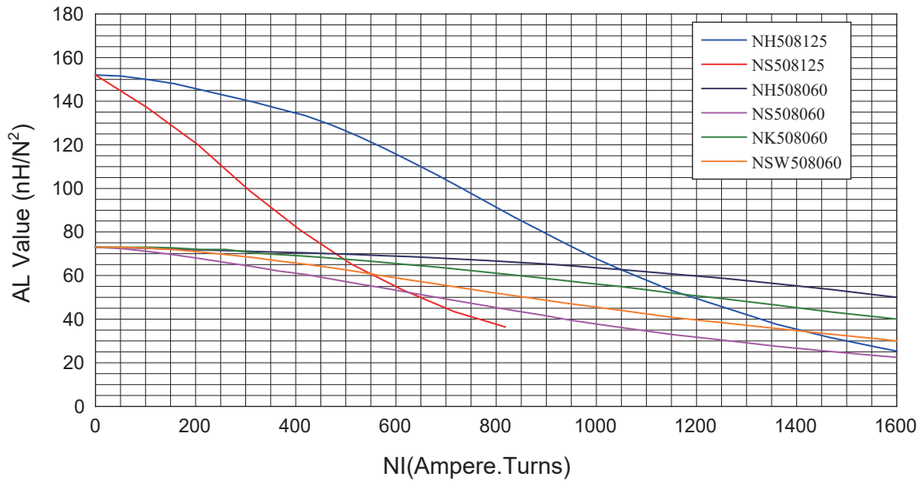

环型磁心
Ring Core

OD 571

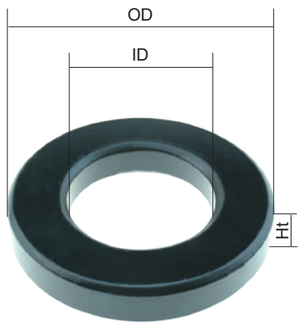

磁心尺寸 Core Dimensions

		OD(max)	ID(min)	Ht(max)
涂覆前尺寸	mm	57.15	26.39	15.24
Before Coating	inch	2.250	1.039	0.600
涂覆后尺寸	mm	58.00	25.60	16.10
After Coating	inch	2.285	1.007	0.635

有效磁路参数 Effective Core Parameters

有效截面积	有效磁路长度	窗口面积	有效体积
Cross Section	Path Length	Window Area	Volume
(Ae)	(le)	(Wa)	(Ve)
2.290cm^2	12.500cm	5.140cm^2	28.600mm^3
0.355in^2	4.930in	1,014,049cmil	1.750in^3

磁粉心常用规格 Available Cores

磁导率 Permeability (μ)	电感因数 AL (nH/N^2)	型号 Type	NS	NK	NH	NHU	NKS	NSW	NSWL	NHS	NSH	NHK	NKH
26	60	N□571026	√	√	√	√	√	√	√	√	√	√	√
60	138	N□571060	√	√	√	√	√	√	√	√	√	√	√
75	172	N□571075	√	√	√	√	√			√	√	√	√
90	206	N□571090	√	√	√	√	√			√	√	√	√
125	287	N□571125	√		√	√							

AL vs NI Curve (60μ, 125μ)

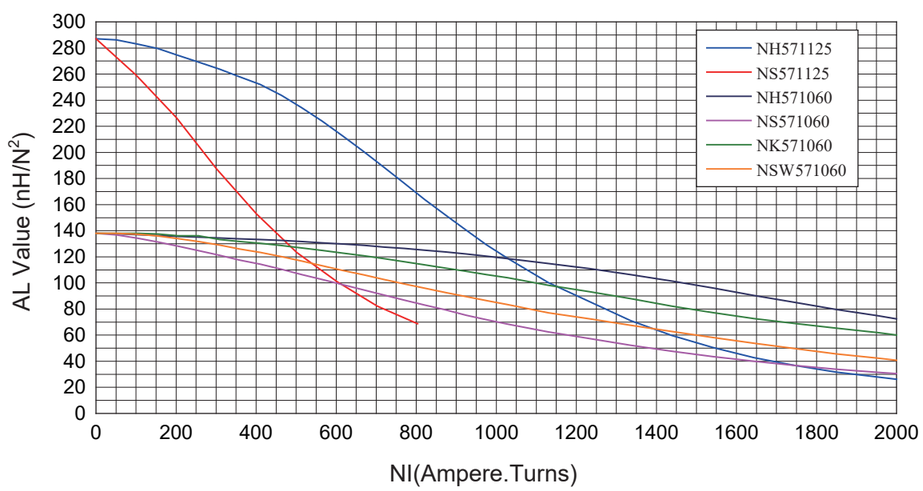

环型磁心
Ring Core

OD 572

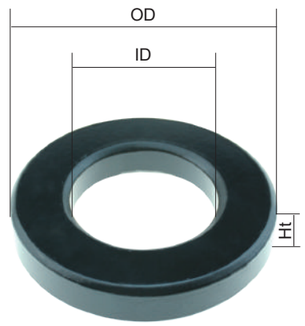

磁心尺寸 Core Dimensions

		OD(max)	ID(min)	Ht(max)
涂覆前尺寸	mm	57.15	35.56	13.97
Before Coating	inch	2.250	1.400	0.550
涂覆后尺寸	mm	58.00	34.70	14.86
After Coating	inch	2.285	1.368	0.585

有效磁路参数 Effective Core Parameters

有效截面积	有效磁路长度	窗口面积	有效体积
Cross Section	Path Length	Window Area	Volume
(Ae)	(le)	(Wa)	(Ve)
1.444cm^2	14.300cm	9.480cm^2	20.650mm^3
0.244in^2	5.630in	1,871,000cmil	1.261in^3

磁粉心常用规格 Available Cores

磁导率 Permeability (μ)	电感因数 AL (nH/N^2)	型号 Type	NS	NK	NH	NHU	NKS	NSW	NSWL	NHS	NSH	NHK	NKH
26	33	N□572026	√	√	√	√	√	√	√	√	√	√	√
60	75	N□572060	√	√	√	√	√	√	√	√	√	√	√
75	94	N□572075	√	√	√	√	√			√	√	√	√
90	112	N□572090	√	√	√	√	√			√	√	√	√
125	156	N□572125	√		√	√							

AL vs NI Curve (60μ, 125μ)

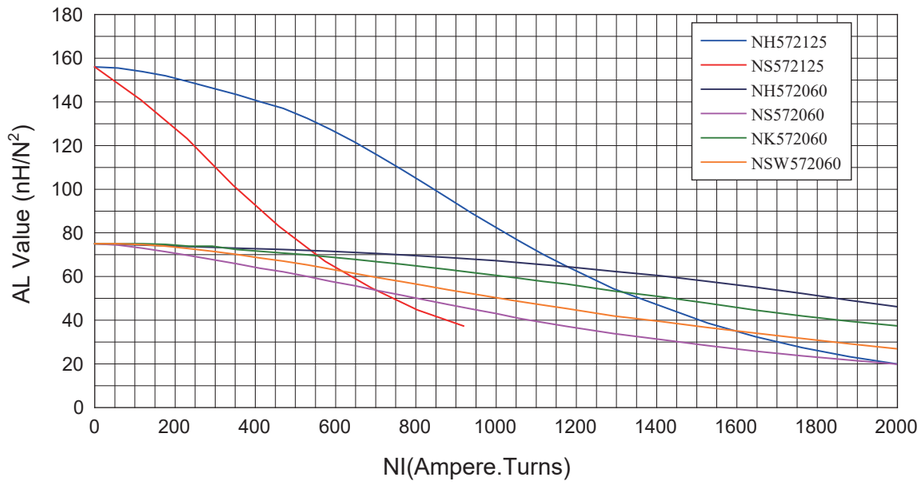

环型磁心
Ring Core

OD 610

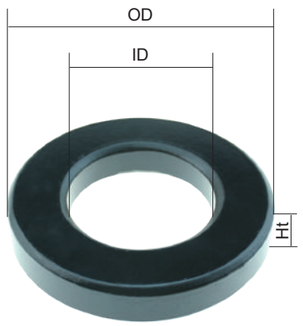

磁心尺寸 Core Dimensions

		OD(max)	ID(min)	Ht(max)
涂覆前尺寸	mm	62.0	32.6	25.00
Before Coating	inch	2.441	1.283	0.984
涂覆后尺寸	mm	63.10	31.37	26.27
After Coating	inch	2.484	1.235	1.034

有效磁路参数 Effective Core Parameters

有效截面积	有效磁路长度	窗口面积	有效体积
Cross Section	Path Length	Window Area	Volume
(Ae)	(le)	(Wa)	(Ve)
3.675cm^2	14.370cm	7.730cm^2	52.810mm^3
0.570in^2	5.660in	1,525,610cmil	3.223in^3

磁粉心常用规格 Available Cores

磁导率 Permeability (μ)	电感因数 AL (nH/N^2)	型号 Type	NS	NK	NH	NHU	NKS	NSW	NSWL	NHS	NSH	NHK	NKH
26	83	N□610026	√	√	√	√	√	√	√	√	√	√	√
60	192	N□610060	√	√	√	√	√	√	√	√	√	√	√
75	240	N□610075	√	√	√	√	√			√	√	√	√
90	288	N□610090	√	√	√	√	√			√	√	√	√
125	400	N□610125	√		√	√							

AL vs NI Curve (60μ, 125μ)

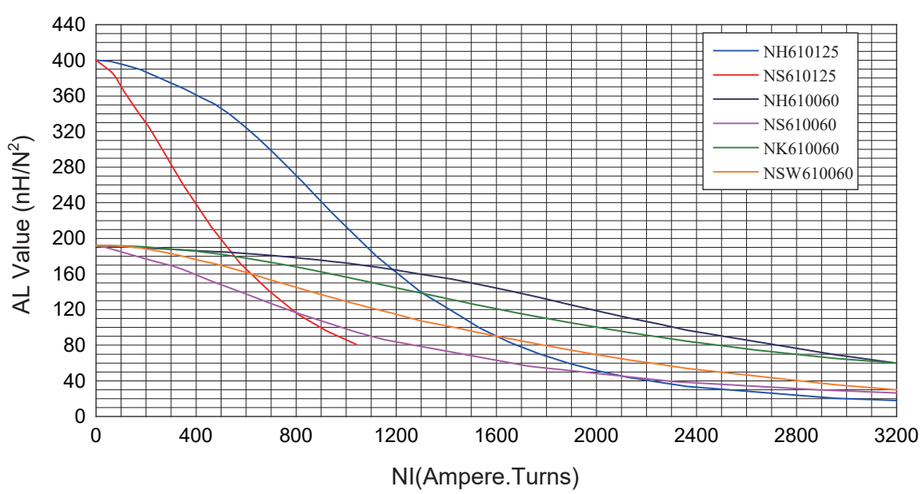

环型磁心
Ring Core

OD 680

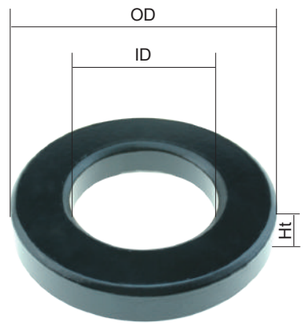

磁心尺寸 Core Dimensions

		OD(max)	ID(min)	Ht(max)
涂覆前尺寸	mm	68.80	36.00	20.00
Before Coating	inch	2.677	1.417	0.787
涂覆后尺寸	mm	69.40	34.70	21.40
After Coating	inch	2.732	1.366	0.843

有效磁路参数 Effective Core Parameters

有效截面积	有效磁路长度	窗口面积	有效体积
Cross Section	Path Length	Window Area	Volume
(Ae)	(le)	(Wa)	(Ve)
3.104cm^2	16.330cm	9.620cm^2	50.690mm^3
0.481in^2	6.429in	1,898,332cmil	3.093in^3

磁粉心常用规格 Available Cores

磁导率 Permeability (μ)	电感因数 AL (nH/N^2)	型号 Type	NS	NK	NH	NHU	NKS	NSW	NSWL	NHS	NSH	NHK	NKH
26	62	N□680026	√	√	√	√	√	√	√	√	√	√	√
60	143	N□680060	√	√	√	√	√	√	√	√	√	√	√
75	179	N□680075	√	√	√	√	√			√	√	√	√
90	215	N□680090	√	√	√	√	√			√	√	√	√
125	298	N□680125	√		√	√							

AL vs NI Curve (60μ, 125μ)

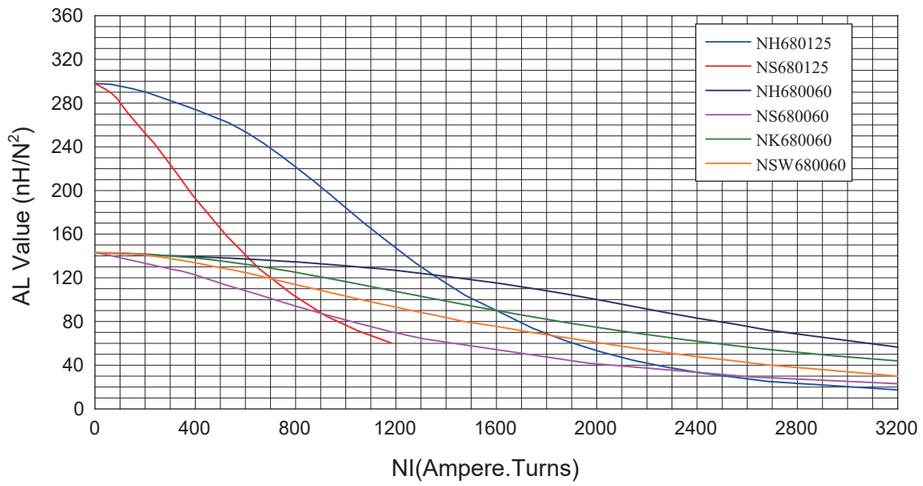

环型磁心
Ring Core

OD 740

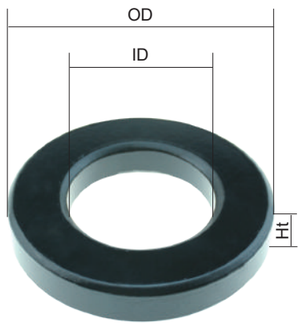

磁心尺寸 Core Dimensions

		OD(max)	ID(min)	Ht(max)
涂覆前尺寸	mm	74.10	45.30	35.00
Before Coating	inch	2.917	1.783	1.378
涂覆后尺寸	mm	75.20	44.07	36.27
After Coating	inch	2.961	1.735	1.428

有效磁路参数 Effective Core Parameters

有效截面积	有效磁路长度	窗口面积	有效体积
Cross Section	Path Length	Window Area	Volume
(Ae)	(le)	(Wa)	(Ve)
5.040cm^2	18.380cm	15.250cm^2	92.640mm^3
0.781in^2	7.240in	3,009,310cmil	5.653in^3

磁粉心常用规格 Available Cores

磁导率 Permeability (μ)	电感因数 AL (nH/N^2)	型号 Type	NS	NK	NH	NHU	NKS	NSW	NSWL	NHS	NSH	NHK	NKH
26	89	N□740026	√	√	√	√	√	√	√	√	√	√	√
60	206	N□740060	√	√	√	√	√	√	√	√	√	√	√
75	257	N□740075	√	√	√	√	√			√	√	√	√
90	309	N□740090	√	√	√	√	√			√	√	√	√
125	429	N□740125	√		√	√							

AL vs NI Curve (60μ, 125μ)

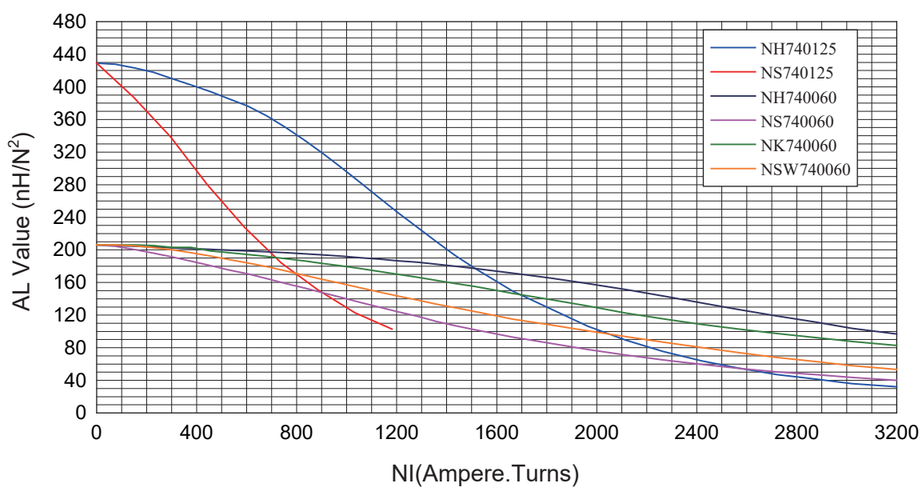

环型磁心
Ring Core

OD 777

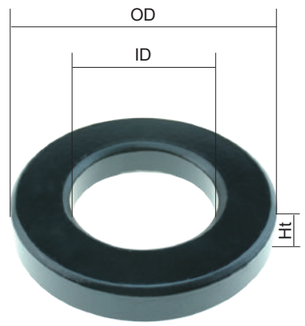

磁心尺寸 Core Dimensions

		OD(max)	ID(min)	Ht(max)
涂覆前尺寸	mm	77.80	49.23	12.70
Before Coating	inch	3.063	1.938	0.500
涂覆后尺寸	mm	78.90	48.00	13.97
After Coating	inch	3.108	1.888	0.550

有效磁路参数 Effective Core Parameters

有效截面积	有效磁路长度	窗口面积	有效体积
Cross Section	Path Length	Window Area	Volume
(Ae)	(le)	(Wa)	(Ve)
1.770cm^2	20.000cm	17.990cm^2	34.770mm^3
0.274in^2	7.720in	3,550,000cmil	2.122in^3

磁粉心常用规格 Available Cores

磁导率 Permeability (μ)	电感因数 AL (nH/N^2)	型号 Type	NS	NK	NH	NHU	NKS	NSW	NSWL	NHS	NSH	NHK	NKH
26	30	N□777026	√	√	√	√	√	√	√	√	√	√	√
60	68	N□777060	√	√	√	√	√	√	√	√	√	√	√
75	85	N□777075	√	√	√	√	√			√	√	√	√
90	102	N□777090	√	√	√	√	√			√	√	√	√
125	142	N□777125	√		√	√							

AL vs NI Curve (60μ, 125μ)

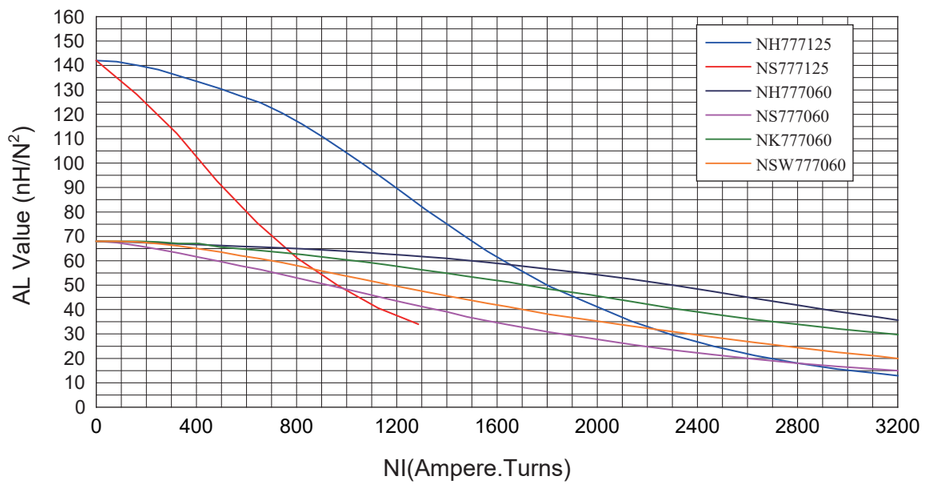

环型磁心
Ring Core

OD 778

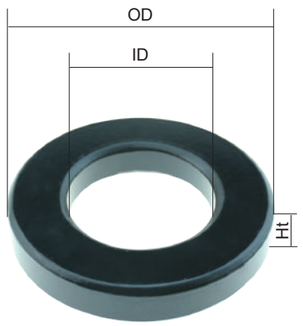

磁心尺寸 Core Dimensions

		OD(max)	ID(min)	Ht(max)
涂覆前尺寸	mm	77.80	49.23	15.90
Before Coating	inch	3.063	1.938	0.626
涂覆后尺寸	mm	78.90	48.00	17.20
After Coating	inch	3.108	1.888	0.677

有效磁路参数 Effective Core Parameters

有效截面积	有效磁路长度	窗口面积	有效体积
Cross Section	Path Length	Window Area	Volume
(Ae)	(le)	(Wa)	(Ve)
2.270cm^2	20.000cm	17.990cm^2	43.531mm^3
0.352in^2	7.720in	3,550,000cmil	2.656in^3

磁粉心常用规格 Available Cores

磁导率 Permeability (μ)	电感因数 AL (nH/N^2)	型号 Type	NS	NK	NH	NHU	NKS	NSW	NSWL	NHS	NSH	NHK	NKH
26	37	N□778026	√	√	√	√	√	√	√	√	√	√	√
60	85	N□778060	√	√	√	√	√	√	√	√	√	√	√
75	107	N□778075	√	√	√	√	√			√	√	√	√
90	128	N□778090	√	√	√	√	√			√	√	√	√
125	178	N□778125	√		√	√							

AL vs NI Curve (60μ, 125μ)

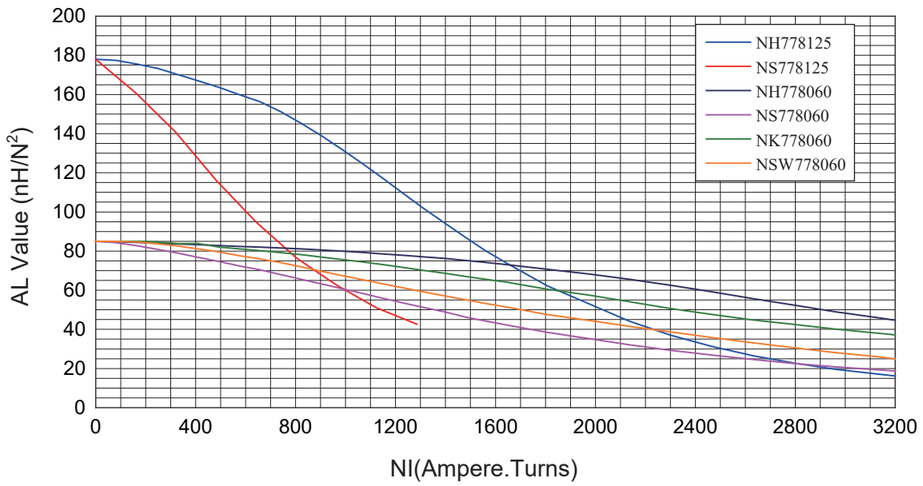

环型磁心
Ring Core

OD 1020E13.6

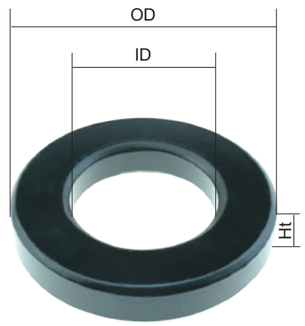

磁心尺寸 Core Dimensions

		OD(max)	ID(min)	Ht(max)
涂覆前尺寸	mm	101.60	57.15	13.59
Before Coating	inch	4.000	2.250	0.535
涂覆后尺寸	mm	103.20	55.70	14.86
After Coating	inch	4.061	2.195	0.585

有效磁路参数 Effective Core Parameters

有效截面积	有效磁路长度	窗口面积	有效体积
Cross Section	Path Length	Window Area	Volume
(Ae)	(le)	(Wa)	(Ve)
2.972cm^2	24.271cm	24.413cm^2	72.122mm^3
0.461in^2	9.556in	4,818,025cmil	4.401in^3

磁粉心常用规格 Available Cores

磁导率 Permeability (μ)	电感因数 AL (nH/N^2)	型号 Type	NS	NK	NH	NHU	NKS	NSW	NSWL	NHS	NSH	NHK	NKH
26	40	N□1020026E13.6	√	√	√	√	√	√	√	√	√	√	√
60	92	N□1020060E13.6	√	√	√	√	√	√	√	√	√	√	√
75	115	N□1020075E13.6	√	√	√	√	√			√	√	√	√
90	139	N□1020090E13.6	√	√	√	√	√			√	√	√	√
125	192	N□1020125E13.6	√		√	√							

AL vs NI Curve (60μ, 125μ)

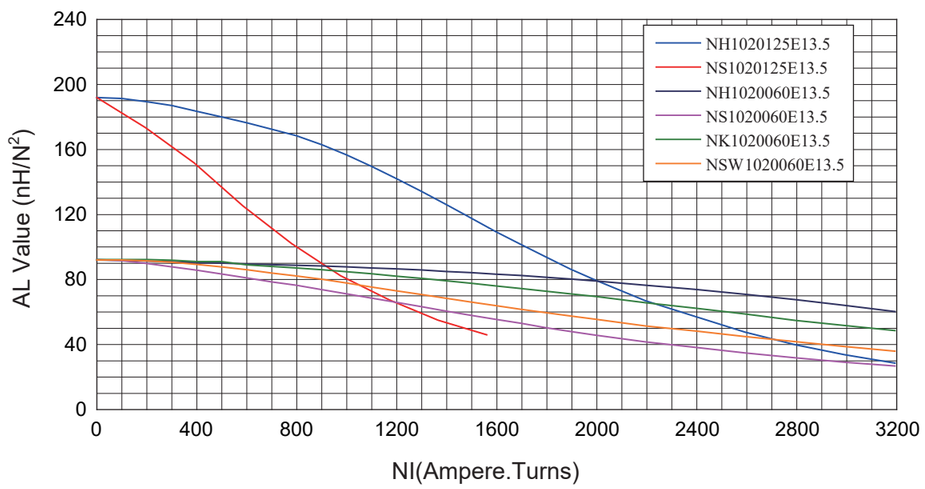

环型磁心
Ring Core

OD 1020E16.5

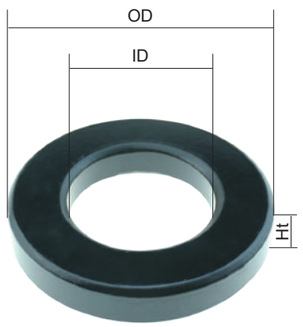

磁心尺寸 Core Dimensions

		OD(max)	ID(min)	Ht(max)
涂覆前尺寸	mm	101.60	57.15	16.50
Before Coating	inch	4.000	2.252	0.650
涂覆后尺寸	mm	103.10	55.70	17.80
After Coating	inch	4.059	2.195	0.701

有效磁路参数 Effective Core Parameters

有效截面	有效磁路长度	窗口面积	有效体积
Cross Section	Path Length	Window Area	Volume
(Ae)	(le)	(Wa)	(Ve)
3.523cm^2	24.271cm	24.413cm^2	85.495mm^3
0.546in^2	9.560in	4,807,425cmil	5.217in^3

磁粉心常用规格 Available Cores

磁导率 Permeability (μ)	电感因数 AL (nH/N^2)	型号 Type	NS	NK	NH	NHU	NKS	NSW	NSWL	NHS	NSH	NHK	NKH
26	48	N□1020026E16.5	√	√	√	√	√	√	√	√	√	√	√
60	112	N□1020060E16.5	√	√	√	√	√	√	√	√	√	√	√
75	137	N□1020075E16.5	√	√	√	√	√			√	√	√	√
90	164	N□1020090E16.5	√	√	√	√	√			√	√	√	√
125	228	N□1020125E16.5	√		√	√							

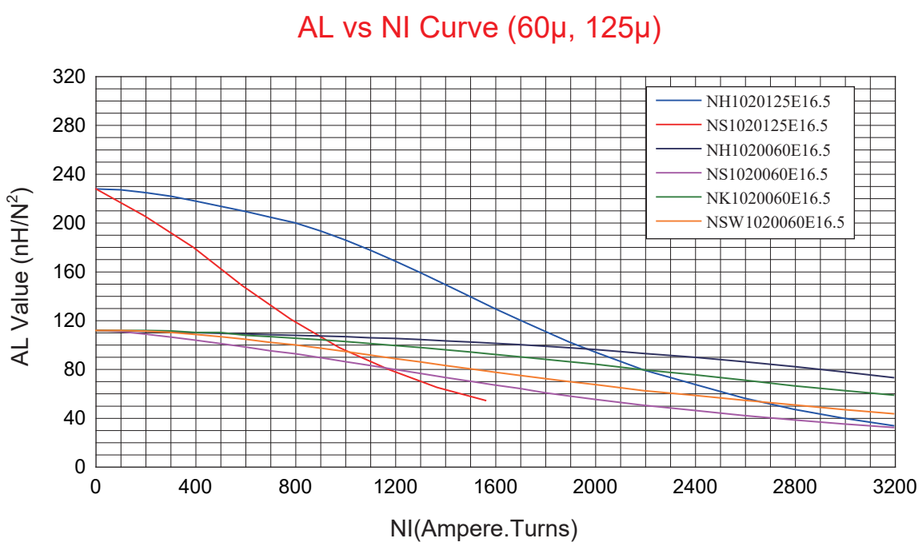

环形磁粉心型号对照表
Cross Reference of Ring-Cores

NCD	MAGNETICS	ARNOLD	CSC	KDM	POCO	AL(nH/N^2)	OD(mm)	IN(mm)	HT(mm)
NS078060	77031	MS-031060	CS078060	KS031-060A	–	25	7.87	3.96	3.18
NS078075	77835	MS-031075	CS078075	KS031-075A	–	31	7.87	3.96	3.18
NS078090	77834	MS-031090	CS078090	KS031-090A	–	37	7.87	3.96	3.18
NS078125	77030	MS-031125	CS078125	KS031-125A	–	52	7.87	3.96	3.18
NS102060	77041	MS-040060	CS102060	KS040-060A	–	32	10.2	5.08	3.96
NS102075	77845	MS-040075	CS102075	KS040-075A	–	40	10.2	5.08	3.96
NS102090	77844	MS-040090	CS102090	KS040-090A	–	48	10.2	5.08	3.96
NS102125	77040	MS-040125	CS102125	KS040-125A	–	66	10.2	5.08	3.96
NS127060	77051	MS-050060	CS127060	KS050-060A	NPS050060	27	12.7	7.62	4.75
NS127075	77055	MS-050075	CS127075	KS050-075A	NPS050075	34	12.7	7.62	4.75
NS127090	77054	MS-050090	CS127090	KS050-090A	NPS050090	40	12.7	7.62	4.75
NS127125	77050	MS-050125	CS127125	KS050-125A	NPS050125	56	12.7	7.62	4.75
NS166060	77121	MS-065060	CS166060	KS065-060A	NPS065060	35	16.6	10.2	6.35
NS166075	77225	MS-065075	CS166075	KS065-075A	NPS065075	43	16.6	10.2	6.35
NS166090	77224	MS-065090	CS166090	KS065-090A	NPS065090	52	16.6	10.2	6.35
NS166125	77120	MS-065125	CS166125	KS065-125A	NPS065125	72	16.6	10.2	6.35
NS172060	77381	MS-068060	CS172060	KS068-060A	NPS068060	43	17.3	9.65	6.35
NS172075	77385	MS-068075	CS172075	KS068-075A	NPS068075	53	17.3	9.65	6.35
NS172090	77384	MS-068090	CS172090	KS068-090A	NPS068090	64	17.3	9.65	6.35
NS172125	77380	MS-068125	CS172125	KS068-125A	NPS068125	89	17.3	9.65	6.35
NS203060	77848	MS-080060	CS203060	KS080-060A	NPS080060	32	20.3	12.7	6.35
NS203075	77211	MS-080075	CS203075	KS080-075A	NPS080075	41	20.3	12.7	6.35
NS203090	77210	MS-080090	CS203090	KS080-090A	NPS080090	49	20.3	12.7	6.35
NS203125	77206	MS-080125	CS203125	KS080-125A	NPS080125	68	20.3	12.7	6.35
NS229060	77059	MS-090060	CS229060	KS090-060A	NPS090060	43	22.9	14	7.62
NS229075	77315	MS-090075	CS229075	KS090-075A	NPS090075	54	22.9	14	7.62
NS229090	77314	MS-090090	CS229090	KS090-090A	NPS090090	65	22.9	14	7.62
NS229125	77310	MS-090125	CS229125	KS090-125A	NPS090125	90	22.9	14	7.62
NS234060	77351	MS-092060	CS234060	KS092-060A	NPS092060	51	23.6	14.4	8.89
NS234075	77355	MS-092075	CS234075	KS092-075A	NPS092075	63	23.6	14.4	8.89
NS234090	77354	MS-092090	CS234090	KS092-090A	NPS092090	76	23.6	14.4	8.89
NS234125	77350	MS-092125	CS234125	KS092-125A	NPS092125	105	23.6	14.4	8.89
NS270026	77932	MS-106026	CS270026	KS106-026A	NPS106026	32	26.9	14.7	11.2
NS270060	77894	MS-106060	CS270060	KS106-060A	NPS106060	75	26.9	14.7	11.2
NS270075	77935	MS-106075	CS270075	KS106-075A	NPS106075	94	26.9	14.7	11.2
NS270090	77934	MS-106090	CS270090	KS106-090A	NPS106090	113	26.9	14.7	11.2
NS270125	77930	MS-106125	CS270125	KS106-125A	NPS106125	157	26.9	14.7	11.2
NS330026	77550	MS-130026	CS330026	KS130-026A	NPS130026	28	33	19.9	10.7
NS330060	77071	MS-130060	CS330060	KS130-060A	NPS130060	61	33	19.9	10.7
NS330075	77553	MS-130075	CS330075	KS130-075A	NPS130075	76	33	19.9	10.7
NS330090	77552	MS-130090	CS330090	KS130-090A	NPS130090	91	33	19.9	10.7
NS330125	77548	MS-130125	CS330125	KS130-125A	NPS130125	127	33	19.9	10.7

环形磁粉心型号对照表
Cross Reference of Ring-Cores

NCD	MAGNETICS	ARNOLD	CSC	KDM	POCO	AL(nH/N^2)	OD(mm)	IN(mm)	HT(mm)
NS343026	77587	MS-135026	CS343026	KS135-026A	NPS135026	16	34.3	23.37	8.89
NS343060	77586	MS-135060	CS343060	KS135-060A	NPS135060	38	34.3	23.37	8.89
NS343075	77590	MS-135075	CS343075	KS135-075A	NPS135075	47	34.3	23.37	8.89
NS343090	77589	MS-135090	CS343090	KS135-090A	NPS135090	57	34.3	23.37	8.89
NS343125	77585	MS-135125	CS343125	KS135-125A	NPS135125	79	34.3	23.37	8.89
NS358026	77326	MS-141026	CS358026	KS141-026A	NPS141026	24	35.8	22.4	10.5
NS358060	77076	MS-141060	CS358060	KS141-060A	NPS141060	56	35.8	22.4	10.5
NS358075	77329	MS-141075	CS358075	KS141-075A	NPS141075	70	35.8	22.4	10.5
NS358090	77328	MS-141090	CS358090	KS141-090A	NPS141090	84	35.8	22.4	10.5
NS358125	77324	MS-141125	CS358125	KS141-125A	NPS141125	117	35.8	22.4	10.5
NS378026	–	–	–	–	–	39	37.9	22.9	15.0
NS378060	–	–	–	–	–	90	37.9	22.9	15.0
NS378075	–	–	–	–	–	113	37.9	22.9	15.0
NS378090	–	–	–	–	–	135	37.9	22.9	15.0
NS378125	–	–	–	–	–	187	37.9	22.9	15.0
NS400026	77256	MS-157026	CS400026	KS157-026A	NPS157026	35	39.9	24.1	14.5
NS400060	77083	MS-157060	CS400060	KS157-060A	NPS157060	81	39.9	24.1	14.5
NS400075	77259	MS-157075	CS400075	KS157-075A	NPS157075	101	39.9	24.1	14.5
NS400090	77258	MS-157090	CS400090	KS157-090A	NPS157090	121	39.9	24.1	14.5
NS400125	77254	MS-157125	CS400125	KS157-125A	NPS157125	168	39.9	24.1	14.5
NS401026	–	–	–	–	NPS158026	53	40.13	22.08	17.0
NS401060	–	–	–	–	NPS158060	119	40.13	22.08	17.0
NS401075	–	–	–	–	NPS158075	153	40.13	22.08	17.0
NS401090	–	–	–	–	NPS158090	183	40.13	22.08	17.0
NS401125	–	–	–	–	NPS158125	254	40.13	22.08	17.0
NS467026	77440	MS-184026	CS467026	KS184-026A	NPS184026	59	46.7	24.1	18
NS467060	77439	MS-184060	CS467060	KS184-060A	NPS184060	135	46.7	24.1	18
NS467075	77443	MS-184075	CS467075	KS184-075A	NPS184075	169	46.7	24.1	18
NS467090	77442	MS-184090	CS467090	KS184-090A	NPS184090	202	46.7	24.1	18
NS467125	77438	MS-184125	CS467125	KS184-125A	NPS184125	281	46.7	24.1	18
NS468026	77091	MS-185026	CS468026	KS185-026A	NPS185026	37	46.7	28.7	15.2
NS468060	77090	MS-185060	CS468060	KS185-060A	NPS185060	86	46.7	28.7	15.2
NS468075	77094	MS-185075	CS468075	KS185-075A	NPS185075	107	46.7	28.7	15.2
NS468090	77093	MS-185090	CS468090	KS185-090A	NPS185090	128	46.7	28.7	15.2
NS468125	77089	MS-185125	CS468125	KS185-125A	NPS185125	178	46.7	28.7	15.2
NS508026	77717	MS-200026	CS508026	KS200-026A	NPS200026	32	50.8	31.8	13.5
NS508060	77716	MS-200060	CS508060	KS200-060A	NPS200060	73	50.8	31.8	13.5
NS508075	77720	MS-200075	CS508075	KS200-075A	NPS200075	91	50.8	31.8	13.5
NS508090	77719	MS-200090	CS508090	KS200-090A	NPS200090	109	50.8	31.8	13.5
NS508125	77715	MS-200125	CS508125	KS200-125A	NPS200125	152	50.8	31.8	13.5
NS571026	77191	MS-226026	CS571026	KS226-026A	NPS226026	60	57.2	26.4	15.2
NS571060	77192	MS-226060	CS571060	KS226-060A	NPS226060	138	57.2	26.4	15.2

环形磁粉心型号对照表
Cross Reference of Ring-Cores

NCD	MAGNETICS	ARNOLD	CSC	KDM	POCO	AL(nH/N^2)	OD(mm)	IN(mm)	HT(mm)
NS571075	77193	MS-226075	CS571075	KS226-075A	NPS226075	172	57.2	26.4	15.2
NS571090	77194	MS-226090	CS571090	KS226-090A	NPS226090	206	57.2	26.4	15.2
NS571125	77195	MS-226125	CS571125	KS226-125A	NPS226125	287	57.2	26.4	15.2
NS572026	77111	MS-225026	CS572026	KS225-026A	NPS225026	33	57.2	35.6	14
NS572060	77110	MS-225060	CS572060	KS225-060A	NPS225060	75	57.2	35.6	14
NS572075	77214	MS-225075	CS572075	KS225-075A	NPS225075	94	57.2	35.6	14
NS572090	77213	MS-225090	CS572090	KS225-090A	NPS225090	112	57.2	35.6	14
NS572125	77109	MS-225125	CS572125	KS225-125A	NPS225125	156	57.2	35.6	14
NS610026	77615	–	CS610026	KS250-026A	NPS250026	83	62.0	32.6	25
NS610060	77617	–	CS610060	KS250-060A	NPS250060	192	62.0	32.6	25
NS610075	–	–	CS610075	–	–	240	62.0	32.6	25
NS610090	77619	–	CS610090	KS250-090A	NPS250090	288	62.0	32.6	25
NS610125	77620	–	CS610125	KS250-125A	NPS250125	400	62.0	32.6	25
NS680026	77074	–	–	KS268-026A	–	62	68.8	36	20
NS680060	77072	–	–	KS268-060A	–	143	68.8	36	20
NS680075	77069	–	–	KS268-075A	–	179	68.8	36	20
NS680090	77068	–	–	KS268-090A	–	215	68.0	36	20
NS680125	77070	–	–	KS268-125A	–	298	68.8	36	20
NS740026	77735	–	CS740026	KS290-026A	–	89	74.1	45.3	35
NS740060	77737	–	CS740060	KS290-060A	–	206	74.1	45.3	35
NS740075	77738	–	CS740075	KS290-075A	–	257	74.1	45.3	35
NS740090	77739	–	CS740090	KS290-090A	–	309	74.1	45.3	35
NS740125	77740	–	CS740125	KS290-125A	–	429	74.1	45.3	35
NS777026	77868	MS-330026	CS777026	KS300-026A	NPS300026	30	77.8	49.2	12.7
NS777060	77867	MS-300060	CS777060	KS300-060A	NPS300060	68	77.8	49.2	12.7
NS777090	–	MS-300090	CS777090	KS300-090A	NPS300090	102	77.8	49.2	12.7
NS777125	77866	MS-300125	CS777125	KS300-125A	NPS300125	142	77.8	49.2	12.7
NS778026	77908	MS-301026	CS778026	KS301-026A	NPS306026	37	77.8	49.2	15.9
NS778060	77907	MS-301060	CS778060	KS301-026A	NPS306060	85	77.8	49.2	15.9
NS778090		MS-301090	CS778090	KS301-026A	NPS306090	128	77.8	49.2	15.9
NS778125	77906	MS-301125	CS778125	KS301-026A	NPS306125	178	77.8	49.2	15.9
NS1020026E13.6	–	MS-401026	–	KS401-026A	NPS400026	40	101.6	57.15	13.6
NS1020060E13.6	–	MS-401060	–	KS401-060A	NPS400060	92.3	101.6	57.15	13.6
NS1020125E13.6	–	MS-401125	–	KS401-125A	NPS400125	192	101.6	57.15	13.6
NS1020026E16.5	77102	MS-400026	CS1016026	KS400-026A	NPS401026	48	101.6	57.15	16.5
NS1020060E16.5	77099	MS-400060	CS1016060	KS400-060A	NPS401060	112	101.6	57.15	16.5
NS1020125E16.5	77098	MS-400125	CS1016125	KS400-125A	NPS401125	228	101.6	57.15	16.5

环形磁粉心型号对照表
Cross Reference of Ring-Cores

NCD	MAGNETICS	ARNOLD	CSC	KDM	POCO	AL(nH/N^2)	OD(mm)	IN(mm)	HT(mm)
NK078060	–	FS-031060	CK078060	KSF031-060A	–	25	7.87	3.96	3.18
NK078075	–	FS-031075	CK078075	KSF031-075A	–	31	7.87	3.96	3.18
NK078090	–	FS-031090	CK078090	KSF031-090A	–	37	7.87	3.96	3.18
NK102060	–	FS-040060	CK102060	KSF040-060A	–	32	10.2	5.08	3.96
NK102075	–	FS-040075	CK102075	KSF040-075A	–	40	10.2	5.08	3.96
NK102090	–	FS-040090	CK102090	KSF040-090A	–	48	10.2	5.08	3.96
NK127060	78051	FS-050060	CK127060	KSF050-060A	NPF050060	27	12.7	7.62	4.75
NK127075	78055	FS-050075	CK127075	KSF050-075A	NPF050075	34	12.7	7.62	4.75
NK127090	78054	FS-050090	CK127090	KSF050-090A	NPF050090	40	12.7	7.62	4.75
NK166060	78121	FS-065060	CK166060	KSF065-060A	NPF065060	35	16.6	10.2	6.35
NK166075	78225	FS-065075	CK166075	KSF065-075A	NPF065075	43	16.6	10.2	6.35
NK166090	78224	FS-065090	CK166090	KSF065-090A	NPF065090	52	16.6	10.2	6.35
NK172060	78381	FS-068060	CK172060	KSF068-060A	NPF068060	43	17.3	9.65	6.35
NK172075	78385	FS-068075	CK172075	KSF068-075A	NPF068075	53	17.3	9.65	6.35
NK172090	78384	FS-068090	CK172090	KSF068-090A	NPF068090	64	17.3	9.65	6.35
NK203060	78848	FS-080060	CK203060	KSF080-060A	NPF080060	32	20.3	12.7	6.35
NK203075	78211	FS-080075	CK203075	KSF080-075A	NPF080075	41	20.3	12.7	6.35
NK203090	78210	FS-080090	CK203090	KSF080-090A	NPF080090	49	20.3	12.7	6.35
NK229060	78059	FS-090060	CK229060	KSF090-060A	NPF090060	43	22.9	14	7.62
NK229075	78315	FS-090075	CK229075	KSF090-075A	NPF090075	54	22.9	14	7.62
NK229090	78314	FS-090090	CK229090	KSF090-090A	NPF090090	65	22.9	14	7.62
NK234060	78351	FS-092060	CK234060	KSF092-060A	NPF092060	51	23.6	14.4	8.89
NK234075	78355	FS-092075	CK234075	KSF092-075A	NPF092075	63	23.6	14.4	8.89
NK234090	78354	FS-092090	CK234090	KSF092-090A	NPF092090	76	23.6	14.4	8.89
NK270026	78932	FS-106026	CK270026	KSF106-026A	NPF106026	32	26.9	14.7	11.2
NK270060	78894	FS-106060	CK270060	KSF106-060A	NPF106060	75	26.9	14.7	11.2
NK270075	78935	FS-106075	CK270075	KSF106-075A	NPF106075	94	26.9	14.7	11.2
NK270090	78934	FS-106090	CK270090	KSF106-090A	NPF106090	113	26.9	14.7	11.2
NK330026	78550	FS-130026	CK330026	KSF130-026A	NPF130026	28	33	19.9	10.7
NK330060	78071	FS-130060	CK330060	KSF130-060A	NPF130060	61	33	19.9	10.7
NK330075	78553	FS-130075	CK330075	KSF130-075A	NPF130075	76	33	19.9	10.7
NK330090	78552	FS-130090	CK330090	KSF130-090A	NPF130090	91	33	19.9	10.7
NK343026	78587	FS-135026	CK343026	KSF135-026A	NPF135026	16	34.3	23.37	8.89
NK343060	78586	FS-135060	CK343060	KSF135-060A	NPF135060	38	34.3	23.37	8.89
NK343075	78590	FS-135075	CK343075	KSF135-075A	NPF135075	47	34.3	23.37	8.89
NK343090	78589	FS-135090	CK343090	KSF135-090A	NPF135090	57	34.3	23.37	8.89
NK358026	78326	FS-141026	CK358026	KSF141-026A	NPF141026	24	35.8	22.4	10.5
NK358060	78076	FS-141060	CK358060	KSF141-060A	NPF141060	56	35.8	22.4	10.5
NK358075	78329	FS-141075	CK358075	KSF141-075A	NPF141075	70	35.8	22.4	10.5
NK358090	78328	FS-141090	CK358090	KSF141-090A	NPF141090	84	35.8	22.4	10.5
NK378026	–	–	–	–	–	39	37.9	22.9	15.0
NK378060	–	–	–	–	–	90	37.9	22.9	15.0

环形磁粉心型号对照表
Cross Reference of Ring-Cores

NCD	MAGNETICS	ARNOLD	CSC	KDM	POCO	AL(nH/N^2)	OD(mm)	IN(mm)	HT(mm)
NK378075	–	–	–	–	–	113	37.9	22.9	15.0
NK378090	–	–	–	–	–	135	37.9	22.9	15.0
NK400026	78256	FS-157026	CK400026	KSF157-026A	NPF157026	35	39.9	24.1	14.5
NK400060	78083	FS-157060	CK400060	KSF157-060A	NPF157060	81	39.9	24.1	14.5
NK400075	78259	FS-157075	CK400075	KSF157-075A	NPF157075	101	39.9	24.1	14.5
NK400090	78258	FS-157090	CK400090	KSF157-090A	NPF157090	121	39.9	24.1	14.5
NK401026	–	–	–		NPF158026	53	40.13	22.08	17.0
NK401060	–	–	–		NPF158060	119	40.13	22.08	17.0
NK401090	–	–	–		NPF158090	183	40.13	22.08	17.0
NK467026	78440	FS-184026	CK467026	KSF184-026A	NPF184026	59	46.7	24.1	18
NK467060	78439	FS-184060	CK467060	KSF184-060A	NPF184060	135	46.7	24.1	18
NK467075	78443	FS-184075	CK467075	KSF184-075A	NPF184075	169	46.7	24.1	18
NK467090	78442	FS-184090	CK467090	KSF184-090A	NPF184090	202	46.7	24.1	18
NK468026	78091	FS-185026	CK468026	KSF185-026A	NPF185026	37	46.7	28.7	15.2
NK468060	78090	FS-185060	CK468060	KSF185-060A	NPF185060	86	46.7	28.7	15.2
NK468075	78094	FS-185075	CK468075	KSF185-075A	NPF185075	107	46.7	28.7	15.2
NK468090	78093	FS-185090	CK468090	KSF185-090A	NPF185090	128	46.7	28.7	15.2
NK508026	78717	FS-200026	CK508026	KSF200-026A	NPF200026	32	50.8	31.8	13.5
NK508060	78716	FS-200060	CK508060	KSF200-060A	NPF200060	73	50.8	31.8	13.5
NK508075	78720	FS-200075	CK508075	KSF200-075A	NPF200075	91	50.8	31.8	13.5
NK508090	78719	FS-200090	CK508090	KSF200-090A	NPF200090	109	50.8	31.8	13.5
NK571026	78191	FS-226026	CK571026	KSF226-026A	NPF226026	60	57.2	26.4	15.2
NK571060	78192	FS-226060	CK571060	KSF226-060A	NPF226060	138	57.2	26.4	15.2
NK571075	78193	FS-226075	CK571075	KSF226-075A	NPF226075	172	57.2	26.4	15.2
NK571090	78194	FS-226090	CK571090	KSF226-090A	NPF226090	207	57.2	26.4	15.2
NK572026	78111	FS-225026	CK572026	KSF225-026A	NPF225026	33	57.2	35.6	14
NK572060	78110	FS-225060	CK572060	KSF225-060A	NPF225060	75	57.2	35.6	14
NK572075	78214	FS-225075	CK572075	KSF225-075A	NPF225075	94	57.2	35.6	14
NK572090	78213	FS-225090	CK572090	KSF225-090A	NPF225090	112	57.2	35.6	14
NK610026	78615	–	CK610026	KSF250-026A	NPF250026	83	62	32.6	25
NK610060	78617	–	CK610060	KSF250-060A	NPF250060	192	62	32.6	25
NK610075	78618	–	CK610075	KSF250-075A	NPF250075	240	62	32.6	25
NK610090	78619	–	CK610090	KSF250-090A	NPF250090	288	62	32.6	25
NK680026	78074	–	CK680026	KSF268-026A	–	62	68.8	36	20
NK680060	78072	–	CK680060	KSF268-060A	–	143	68.8	36	20
NK680075	78069	–	CK680075	KSF268-075A	–	179	68.8	36	20
NK680090	78068	–	CK680090	KSF268-090A	–	215	68.8	36	20
NK740026	78735	–	CK740026	KSF290-026A	–	89	74.1	45.3	35
NK740060	78737	–	CK740060	KSF290-060A	–	206	74.1	45.3	35
NK740075	78738	–	CK740075	KSF290-075A	–	257	74.1	45.3	35
NK740090	78739	–	CK740090	KSF290-090A	–	309	74.1	45.3	35
NK777026	78868	FS-300026	CK777026	KSF300-026A	NPF300026	30	77.8	49.2	12.7

环形磁粉心型号对照表
Cross Reference of Ring-Cores

NCD	MAGNETICS	ARNOLD	CSC	KDM	POCO	AL(nH/N^2)	OD(mm)	IN(mm)	HT(mm)
NK777060	78867	FS-300060	CK777060	KSF300-060A	NPF300060	68	77.8	49.2	12.7
NK777090	78870	FS-300090	CK777090	KSF300-090A	NPF300090	102	77.8	49.2	12.7
NK778026	78908	FS-301026	CK778026	KSF301-026A	NPF306026	37	77.8	49.2	15.9
NK778060	78907	FS-301060	CK778060	KSF301-060A	NPF306060	85	77.8	49.2	15.9
NK778090	78910	FS-301090	CK778090	KSF301-090A	NPF306090	128	77.8	49.2	15.9
NK1020026E13.6	–	FS-401026	–	KSF401-026A	NPF400026	40	101.6	57.15	13.6
NK1020060E13.6	–	FS-401060	–	KSF401-060A	NPF400060	92.3	101.6	57.15	13.6
NK1020090E13.6	–	FS-401090	–	KSF401-090A	NPF400090	139	101.6	57.15	13.6
NK1020026E16.5	78102	FS-400026	CK1016026	KSF400-026A	NPF401026	48	101.6	57.15	16.5
NK1020060E16.5	78099	FS-400060	CK1016060	KSF400-060A	NPF401060	112	101.6	57.15	16.5
NK1020090E16.5	78096	FS-400090	–	KSF400-090A	NPF401090	228	101.6	57.15	16.5

环形磁粉心型号对照表
Cross Reference of Ring-Cores

NCD	MAGNETICS	ARNOLD	CSC	KDM	AL(nH/N^2)	OD(mm)	IN(mm)	HT(mm)
NH078060	58031	HF-031060	CH078060	KH031-060A	25	7.87	3.96	3.18
NH078125	58030	HF-031125	CH078125	KH031-125A	52	7.87	3.96	3.18
NH102060	58041	HF-040060	CH102060	KH040-060A	32	10.2	5.08	3.96
NH102125	58040	HF-040125	CH102125	KH040-125A	66	10.2	5.08	3.96
NH127125	58050	HF-050125	CH127125	KH050-125A	56	12.7	7.62	4.75
NH166060	58121	HF-065060	CH166060	KH065-060A	35	16.6	10.2	6.35
NH166125	58120	HF-065125	CH166125	KH065-125A	72	16.6	10.2	6.35
NH172060	58381	HF-068060	CH172060	KH068-060A	43	17.3	9.65	6.35
NH172125	58380	HF-068125	CH172125	KH068-125A	89	17.3	9.65	6.35
NH203060	58848	HF-080060	CH203060	KH080-060A	32	20.3	12.7	6.35
NH203125	58206	HF-080125	CH203125	KH080-125A	68	20.3	12.7	6.35
NH229060	58059	HF-090060	CH229060	KH090-060A	43	22.9	14	7.62
NH229125	58310	HF-090125	CH229125	KH090-125A	90	22.9	14	7.62
NH234060	58351	HF-092060	CH234060	KH092-060A	51	23.6	14.4	8.89
NH234125	58350	HF-092125	CH234125	KH092-125A	105	23.6	14.4	8.89
NH270026	58932	HF-106026	CH270026	KH106-026A	32	26.9	14.7	11.2
NH270060	58894	HF-106060	CH270060	KH106-060A	75	26.9	14.7	11.2
NH270125	58930	HF-106125	CH270125	KH106-125A	157	26.9	14.7	11.2
NH330026	58550	HF-130026	CH330026	KH130-026A	28	33	19.9	10.7
NH330060	58071	HF-130060	CH330060	KH130-060A	61	33	19.9	10.7
NH330125	58548	HF-130125	CH330125	KH130-125A	127	33	19.9	10.7
NH343026	58587	HF-135026	CH343026	KH135-026A	16	34.3	23.37	8.89
NH343060	58586	HF-135060	CH343060	KH135-060A	38	34.3	23.37	8.89
NH343125	58585	HF-135125	CH343125	KH135-125A	79	34.3	23.37	8.89
NH358026	58326	HF-141026	CH358026	KH141-026A	24	35.8	22.4	10.5
NH358060	58076	HF-141060	CH358060	KH141-060A	56	35.8	22.4	10.5
NH358125	58324	HF-141125	CH358125	KH141-125A	117	35.8	22.4	10.5
NH378026	–	–	–	–	–	37.9	22.9	15.0
NH378060	–	–	–	–	–	37.9	22.9	15.0
NH378125	–	–	–	–	–	37.9	22.9	15.0
NH400026	58256	HF-157026	CH400026	KH157-026A	35	39.9	24.1	14.5
NH400060	58083	HF-157060	CH400060	KH157-060A	81	39.9	24.1	14.5
NH400125	58254	HF-157125	CH400125	KH157-125A	168	39.9	24.1	14.5
NH467026	58440	HF-184026	CH467026	KH184-026A	59	46.7	24.1	18
NH467060	58439	HF-184060	CH467060	KH184-060A	135	46.7	24.1	18
NH467125	58438	HF-184125	CH467125	KH184-125A	281	46.7	24.1	18
NH468026	58091	HF-185026	CH468026	KH185-026A	37	46.7	28.7	15.2
NH468060	58090	HF-185060	CH468060	KH185-060A	86	46.7	28.7	15.2
NH468125	58089	HF-185125	CH468125	KH185-125A	178	46.7	28.7	15.2
NH508026	58717	HF-200026	CH508026	KH200-026A	32	50.8	31.8	13.5
NH508060	58716	HF-200060	CH508060	KH200-060A	73	50.8	31.8	13.5
NH508125	58715	HF-200125	CH508125	KH200-125A	152	50.8	31.8	13.5

环形磁粉心型号对照表
Cross Reference of Ring-Cores

NCD	MAGNETICS	ARNOLD	CSC	KDM	AL(nH/N^2)	OD(mm)	IN(mm)	HT(mm)
NH571026	58191	HF-226026	CH571026	KH226-026A	60	57.2	26.4	15.2
NH571060	58192	HF-226060	CH571060	KH226-060A	138	57.2	26.4	15.2
NH571125	58195	HF-226125	CH571125	KH226-125A	287	57.2	26.4	15.2
NH572026	58111	HF-225026	CH572026	KH225-026A	33	57.2	35.6	14
NH572060	58110	HF-225060	CH572060	KH225-060A	75	57.2	35.6	14
NH572125	58109	HF-225125	CH572125	KH225-125A	156	57.2	35.6	14
NH610026	58615	–	CH610026	HK250-026A	83	62	32.6	25
NH610060	58617	–	CH610060	HK250-060A	192	62	32.6	25
NH610125	58620	–	CH610125	HK250-125A	400	62	32.6	25
NH680026	58074	–	CH680026	KH268-026A	62	68.8	36	20
NH680060	58072	–	CH680060	KH268-060A	143	68.8	36	20
NH680125	58070	–	CH680125	KH268-125A	298	68.8	36	20
NH740026	58735	–	CH740026	KH290-026A	89	74.1	45.3	35
NH740060	58737	–	CH740060	KH290-060A	206	74.1	45.3	35
NH740125	–	–	CH740125	KH290-125A	429	74.1	45.3	35
NH777026	58868	HF-300026	CH777026	KH300-026A	30	77.8	49.2	12.7
NH777060	58867	HF-300060	CH777060	KH300-060A	68	77.8	49.2	12.7
NH777125	58866	HF-300125	CH777125	KH300-125A	142	77.8	49.2	12.7
NH778026	58908	HF-301026	CH778026	KH301-026A	37	77.8	49.2	15.9
NH778060	58907	HF-301060	CH778060	KH301-060A	85	77.8	49.2	15.9
NH778125	58906	HF-301125	CH778125	KH301-125A	178	77.8	49.2	15.9
NH1020026E13.6	–	HF-401026	–	KH401-026A	40	101.6	57.15	13.6
NH1020060E13.6	–	HF-401060	–	KH401-060A	92.3	101.6	57.15	13.6
NH1020125E13.6	–	HF-401125	–	KH401-125A	192	101.6	57.15	13.6
NH1020026E16.5	58102	HF-400026	CH1016026	KH400-026A	48	101.6	57.15	16.5
NH1020060E16.5	58099	HF-400060	CH1016060	KH400-060A	112	101.6	57.15	16.5
NH1020125E16.5	–	HF-400125	CH1016125	KH400-125A	228	101.6	57.15	16.5