KS 60 KS系列模組 KS series module

□訂購型號代碼 Code

KS60	–	05	–	P	–	200	–	A	–	2	–	F0	–	C	–	S0
本體型號 Item NO.		螺杆導程 Travel		精度等級 Accuracy Grade		軌道長度mm Track Length		滑座形式 Slide Types		滑座數量 Slide Number		馬達連接法蘭 Motor Connection		護蓋 Protecting Cover		極限開關 Limit Switch
		05		P：精密級 Precision Class		150		A:标准型 Standard Type		1		F0 – F5		C:铝护套 Aluminum Cover		S0:只有极限轨道 Only limit orbit
		10		C：一般級 Normal Class		200		S:轻载型 Light Load Type		2		H0		B:伸缩护套 Telescopic cover		S1:松下PM-Y45 Panasonic PM-Y45
						300						T1/T2/T5 注：詳見P14.		无标记:无护套 None：no cover		
						400										
						500										
						600										



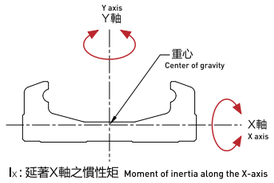

I_X：延著X軸之慣性矩 Moment of inertia along the X-axis

I_Y：延著Y軸之慣性矩 Moment of inertia along the Y-axis

慣性矩 單位:mm^4

型號	I_X	I_Y
KS60	2.056×10^4	2.802×10^5

▪ 基本規格 Basic Specification

型號 Code		滾珠絲桿 Ball Screw 公稱外徑 Nominal Outside Diameter (mm)	導程 lead (mm)	基本動額定負荷 Basic Dynamic Rated Load (N)	基本靜額定負荷 Basic Static Rated Load (N)	直線導軌 Linear Guide 基本動額定負荷 Basic Dynamic Rated Load (N) 滑座 A Slide Block A	滑座 S Slide Block S	基本靜額定負荷 Basic Static Rated Load (N) 滑座 A Slide Block A	滑座 S Slide Block S	容許靜力矩 Permissible Static Moment 俯仰 Pitching M_P (N·m) 滑座 A1 Slide Block A1	滑座 A2 Slide Block A2	滑座 S1 Slide Block S1	滑座 S2 Slide Block S2	偏擺 Deflection M_Y (N·m) 滑座 A1 Slide Block A1	滑座 A2 Slide Block A2	滑座 S1 Slide Block S1	滑座 S2 Slide Block S2	滾動 Rolling M_R (N·m) 滑座 A1 Slide Block A1	滑座 A2 Slide Block A2	滑座 S1 Slide Block S1	滑座 S2 Slide Block S2
KS 6005	P	12	5	3744	6234	13230	7173	21462	11574	152	760	72	367	152	760	72	367	419	838	241	482
	C			3377	5625																
KS 6010	P	12	10	2410	3743	13230	7173	21462	11574	152	760	72	367	152	760	72	367	419	838	241	482
	C			2107	3234																

型號 Code	軌道長度 Length of Rail (mm)	重複定位精度 (mm) Repetitive Accuracy P	C	行走平行度 (mm) Traveling Parallelism P	C	最大啟動扭力 (N·cm) Max.Driving Torque P	C
KS60	150	±0.003	±0.005	0.010	/	15	7
	200						
	300						
	400						
	500	±0.003	±0.005	0.015	/	15	7
	600						

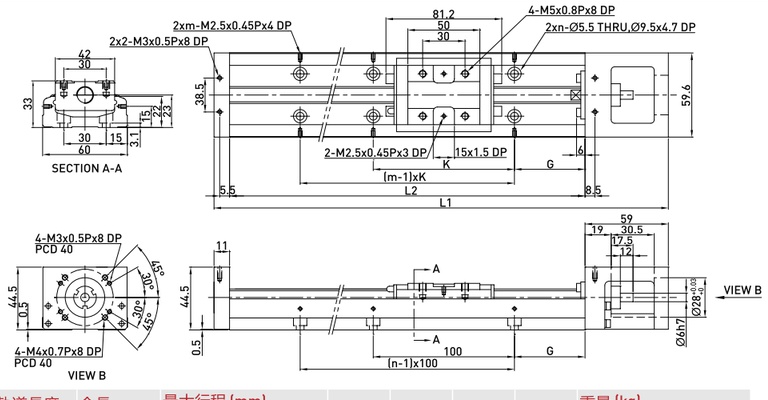

2D&3D文檔下載請至
www.limonrobot.cn

軌道長度 L2 (mm)	全長 L1 (mm)	最大行程 (mm) A1 滑座	A2 滑座	G (mm)	K (mm)	n	m	重量 (kg) A1 滑座	A2 滑座
150	220	60	-	25	100	2	2	1.5	-
200	270	110	-	50	100	2	2	1.8	-
300	370	210	135	50	200	3	2	2.4	2.7
400	470	310	235	50	100	4	4	3	3.3
500	570	410	335	50	200	5	3	3.6	3.9
600	670	510	435	50	100	6	6	4.2	4.6

#注：肩部外徑可特殊制作Φ8，請與LIMON聯絡。
#Note：The shaft diameter can be special made in Φ8, pls contact LIMON.

KS系列模組 KS series module KS 86

□訂購型號代碼 Code

KS86	–	10	–	P	–	340	–	A	–	2	–	F0	–	C	–	S0
本體型號 Item NO.		螺杆導程 Travel		精度等級 Accuracy Grade		軌道長度mm Track Length		滑座形式 Slide Types		滑座數量 Slide Number		馬達連接法蘭 Motor Connection		護蓋 Protecting Cover		極限開關 Limit Switch
		10		P：精密級 Precision Class		340		A:标准型 Standard Type		1		F0 – F6		C:铝护套 Aluminum Cover		S0:只有极限轨道 Only limit orbit
		20		C：一般級 Normal Class		440		S:轻载型 Light Load Type		2		H0		B:伸缩护套 Telescopic cover		S1:松下PM-Y45 Panasonic PM-Y45
						540						T0/T1/T6 注：詳見P15.		无标记:无护套 None：no cover		
						640										
						740										
						940										



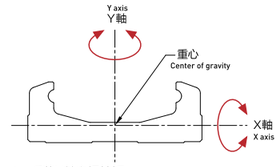

I_X：延著X軸之慣性矩 Moment of inertia along the X-axis

I_Y：延著Y軸之慣性矩 Moment of inertia along the Y-axis

慣性矩 單位:mm^4

型號	I_X	I_Y
KS86	7.445×10^4	1.134×10^5

▪ 基本規格 Basic Specification

型號 Code		滾珠絲桿 Ball Screw 公稱外徑 Nominal Outside Diameter (mm)	導程 lead (mm)	基本動額定負荷 Basic Dynamic Rated Load (N)	基本靜額定負荷 Basic Static Rated Load (N)	直線導軌 Linear Guide 基本動額定負荷 Basic Dynamic Rated Load (N) 滑座 A Slide Block A	滑座 S Slide Block S	基本靜額定負荷 Basic Static Rated Load (N) 滑座 A Slide Block A	滑座 S Slide Block S	容許靜力矩 Permissible Static Moment 俯仰 Pitching M_P (N·m) 滑座 A1 Slide Block A1	滑座 A2 Slide Block A2	滑座 S1 Slide Block S1	滑座 S2 Slide Block S2	偏擺 Deflection M_Y (N·m) 滑座 A1 Slide Block A1	滑座 A2 Slide Block A2	滑座 S1 Slide Block S1	滑座 S2 Slide Block S2	滾動 Rolling M_R (N·m) 滑座 A1 Slide Block A1	滑座 A2 Slide Block A2	滑座 S1 Slide Block S1	滑座 S2 Slide Block S2
KS 8610	P	15	10	7144	12642	31458	21051	50764	29475	622	3050	228	1309	622	3050	228	1309	1507	3014	847	1694
	C			6429	11387																
KS 8620	P	15	20	4645	7655	31458	21051	50764	29475	622	3050	228	1309	622	3050	228	1309	1507	3014	847	1694
	C			4175	6889																

型號 Code	軌道長度 Length of Rail (mm)	重複定位精度 (mm) Repetitive Accuracy P	C	行走平行度 (mm) Traveling Parallelism P	C	最大啟動扭力 (N·cm) Max.Driving Torque P	C
KS 86	340	±0.003	±0.005	0.015	/	15	10
	440						
	540						
	640						
	740	±0.003	±0.005	0.020	/	17	10
	940			0.030	/	25	10

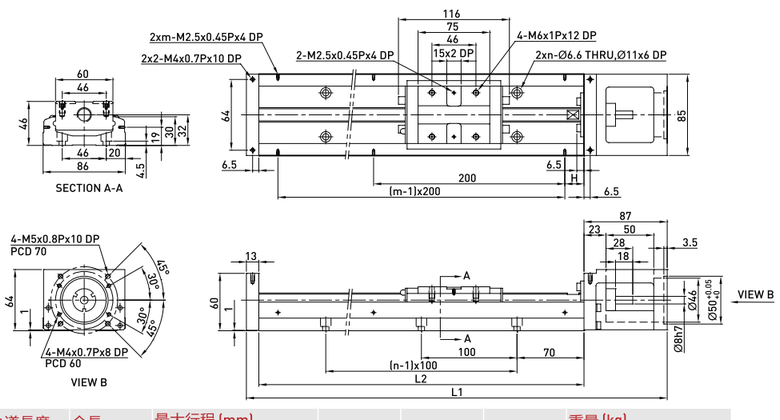

2D&3D文檔下載請至
www.limonrobot.cn

軌道長度 L2 (mm)	全長 L1 (mm)	最大行程 (mm) A1 滑座	A2 滑座	H (mm)	n	m	重量 (kg) A1 滑座	A2 滑座
340	440	210	100	70	3	2	5.7	6.5
440	540	310	200	20	4	3	6.9	7.7
540	640	410	300	70	5	3	8.0	8.8
640	740	510	400	20	6	4	9.2	10.0
740	840	610	500	70	7	4	10.4	11.2
940	1040	810	700	70	9	5	11.6	12.4

負載規格

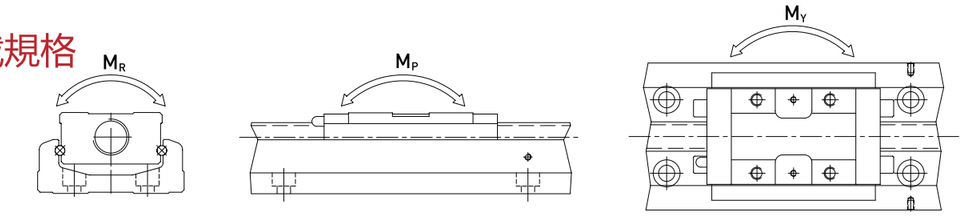

極限開關

極限軌道

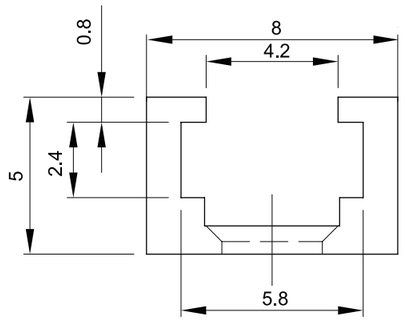

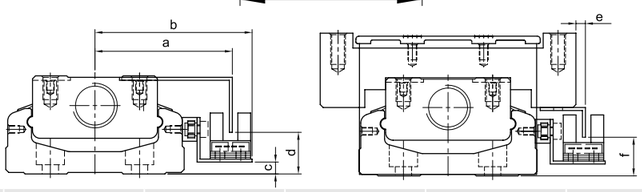

尺寸	a	b	c	d	e	f
KS50	41.3	48	1	10.5	10.2	11
KS60	46.2	52.8	4	14	3.2	13
KS86	59	65.7	8	18	3	18

KS 50

馬達座 F0

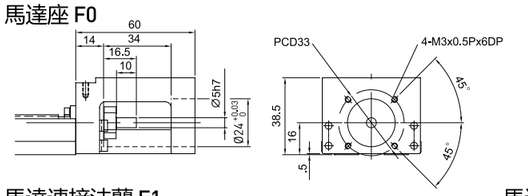

馬達連接法蘭 F1

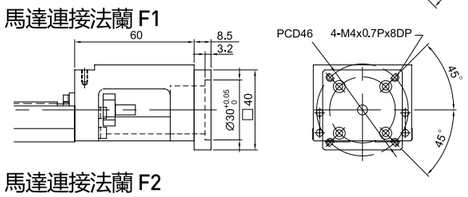

馬達連接法蘭 F3

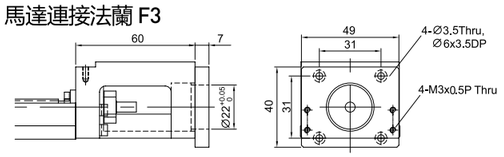

馬達連接法蘭 F2

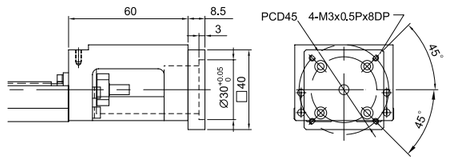

轉接固定座 H0

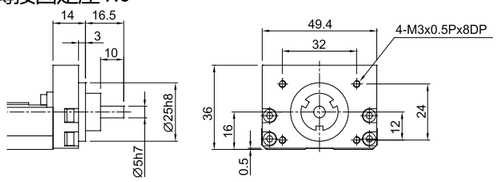

KS系列模組
KS series module

KS 60

馬達座 F0

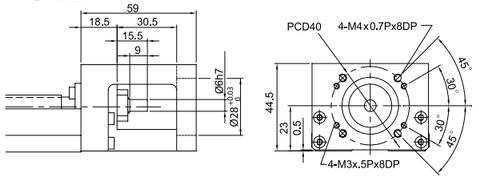

馬達連接法蘭 F1

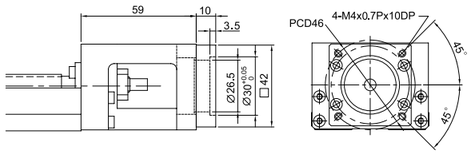

馬達連接法蘭 F2

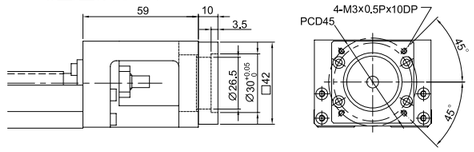

轉接固定座H0

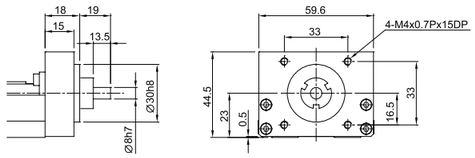

馬達連接法蘭 F3

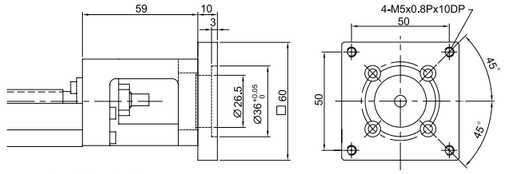

馬達連接法蘭 F4

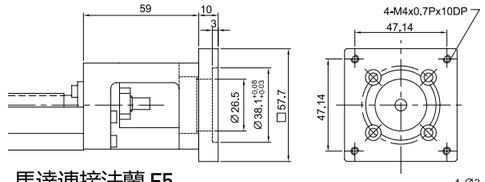

馬達連接法蘭 F5

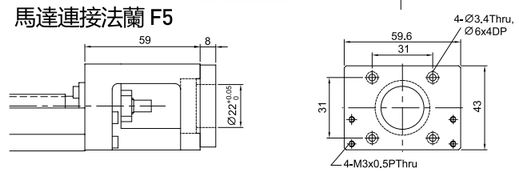

轉折模塊-T1

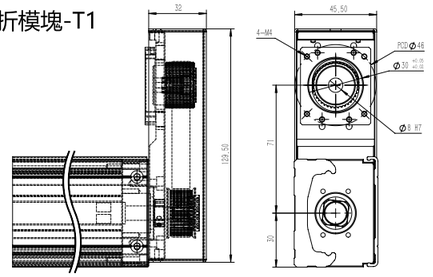

轉折模塊-T2

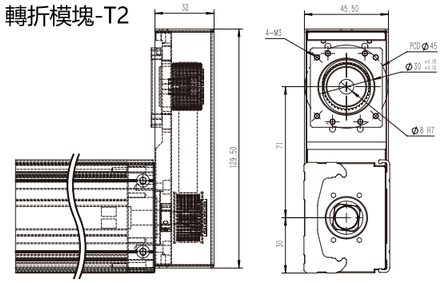

轉折模塊-T5

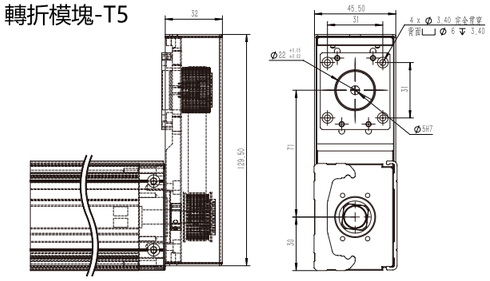

KS86

馬達座 F0

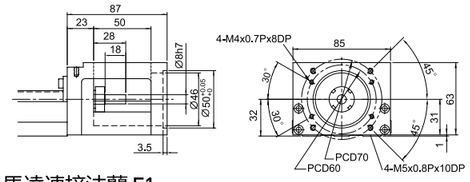

馬達連接法蘭 F4

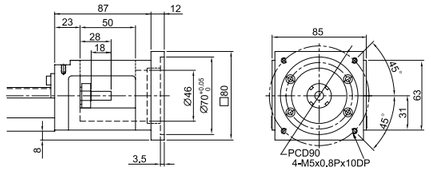

馬達連接法蘭 F1

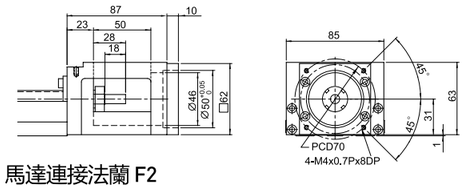

馬達連接法蘭 F5

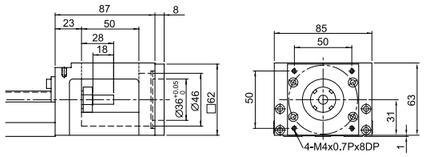

馬達連接法蘭 F2

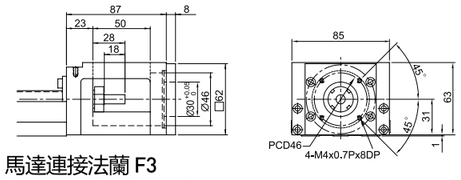

馬達連接法蘭 F6

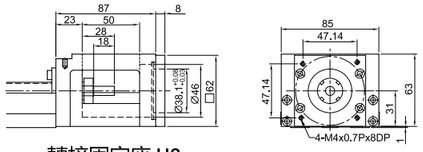

馬達連接法蘭 F3

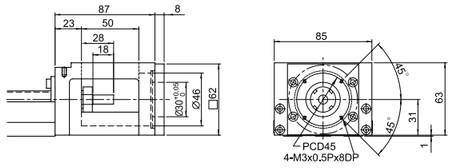

轉接固定座 H0

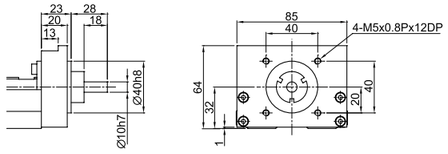

轉折模塊-T0

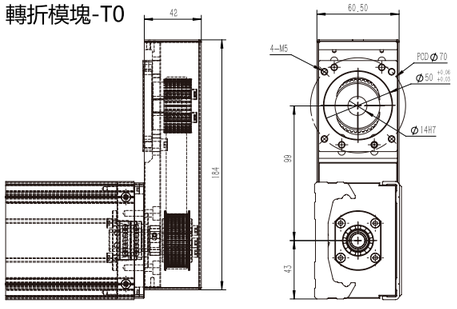

轉折模塊-T1

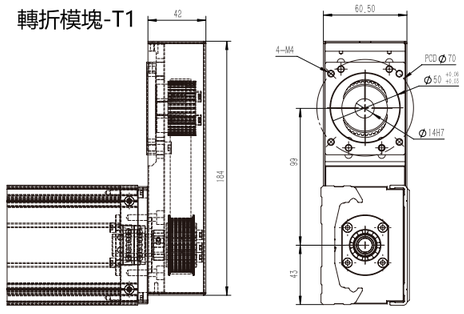

轉折模塊-T6

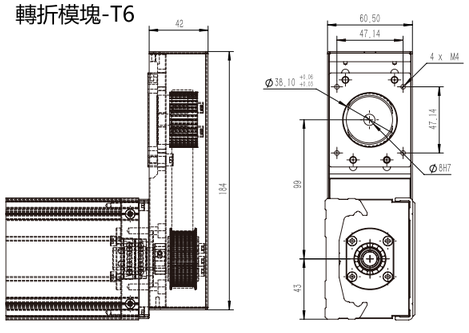

適用馬達對照表

三菱 Mitsubishi 伺服馬達

輸出功率	馬達	重量(Kg)	適用法蘭			附剎車(Kg)	驅動器	重量(Kg)	備註
			KS50	KS60	KS86				
10W	HC-AQ0135D	0.19	-	-	-	0.29	M2-JR-03A5	0.2	
20W	HC-AQ0235D	0.22	-	-	-	0.32	M2-JR-03A5	0.2	
50W	HF-KP053	0.35	F1	F1/ T1	F2	0.75	MR-J3S-10A	0.8	220V
100W	HF-KP13	0.56	F1	F1/ T1	F2	0.89	MR-J3S-10A	0.8	220V
200W	HF-KP23	0.94	-	-	F0 / T0	1.6	MR-J3S-20A	0.8	220V
400W	HF-KP43	1.5	-	-	F0 / T0	2.1	MR-J3S-40A	1	220V
750W	HF-KP73	2.9	-	-	-	4	MR-J3S-70A	1.4	220V

松下 Panasonic 伺服馬達

輸出功率	馬達	重量(Kg)	適用法蘭			附剎車(Kg)	驅動器	重量(Kg)	備註
			KS50	KS60	KS86				
50W	MSMD5AZP1	0.32	F2	F2 / T2	F3	0.53	MADDT1105	0.8	110V
50W	MSMD5AZP1	0.32	F2	F2 / T2	F3	0.53	MADDT1205	0.8	220V
100W	MSMD011P1	0.47	F2	F2 / T2	F3	0.68	MADDT1107	0.8	110V
100W	MSMD012P1	0.47	F2	F2 / T2	F3	0.68	MADDT1205	0.8	220V
200W	MSMD021P1	0.82	-	-	F1 / T1	1.3	MADDT2110	1.1	110V
200W	MSMD022P1	0.82	-	-	F1 / T1	1.3	MADDT1207	0.8	220V
400W	MSMD041P1	1.2	-	-	F1 / T1	1.7	MADDT3120	1.5	110V
400W	MSMD042P1	1.2	-	-	F1 / T1	1.7	MADDT2210	1.1	220V
750W	MSMD082S1	2.3	-	-	F4	3.1	MADDT3520	1.5	220V

安川伺服馬達

輸出功率	馬達	重量(Kg)	適用法蘭			附剎車(Kg)	驅動器	重量(Kg)	備註
			KS50	KS60	KS86				
10W	SGMMV-A1A2A21	0.13	-	-	-	0.215	SGDV-R90A01A	0.9	200V
20W	SGMMV-A2A2A21	0.17	-	-	-	0.27	SGDV-R90A01A	0.9	200V
50W	SGMAV-A5ADA61	0.3	F1	F1 / T1	F2	-	SGDV-R70A01A	0.9	有鍵
50W	SGMAV-A5ADA2C	0.3	F1	F1 / T1	F2	-	SGDV-R70A01A	0.9	無鍵
50W	SGMAV-A5ADA21	0.3	F1	F1 / T1	F2	0.75	SGDV-R70A01A	0.9	中慣量
100W	SGMAV-01ADA64	0.4	F1	F1 / T1	F2	0.89	SGDV-R90A01A	0.9	
200W	SGMAV-02ADA65	0.9	-	-	F0 / T0	1.6	SGDV-1R6A01A	0.9	
400W	SGMAV-04ADA66	1.2	-	-	F0 / T0	2.1	SGDV-2R8A01A	1	
750W	SGMAV-08ADA67	2.6	-	-	-	4	SGDV-5R5A01A	1.5	

GSC Series
KS Series
ITO Series
HTO Series
ITC Series
HTC Series
ITZ Series
YSO Series
YSC Series
YTO Series
YTC Series
Mutiaxis system

含護蓋

KS50

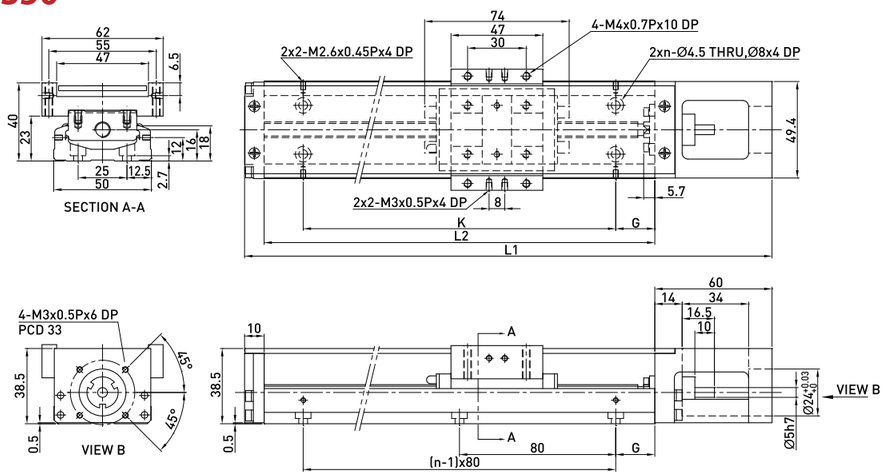

軌道長度 L2 (mm)	全長 L1 (mm)	最大行程 (mm) A1 滑座	最大行程 (mm) A2 滑座	G (mm)	K (mm)	n	重量 (kg) A1 滑座	重量 (kg) A2 滑座
150	220	70	-	35	80	2	1.1	-
200	270	120	55	20	160	3	1.3	1.5
250	320	170	105	45	160	3	1.6	1.8
300	370	220	155	30	240	4	1.8	2.0

KS60

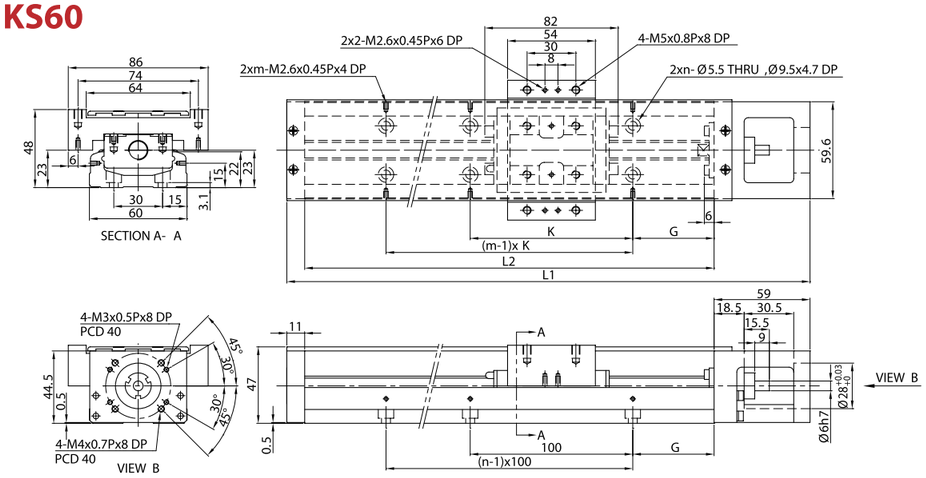

軌道長度 L2 (mm)	全長 L1 (mm)	最大行程 (mm) A1 滑座	最大行程 (mm) A2 滑座	G (mm)	K (mm)	n	m	重量 (kg) A1 滑座	重量 (kg) A2 滑座
150	220	60	-	25	100	2	2	1.7	-
200	270	110	-	50	100	2	2	2.1	-
300	370	210	135	50	200	3	2	2.7	3.0
400	470	310	235	50	100	4	4	3.3	3.6
500	570	410	335	50	200	5	3	3.9	4.2
600	670	510	435	50	100	6	6	4.6	5.0

KS86

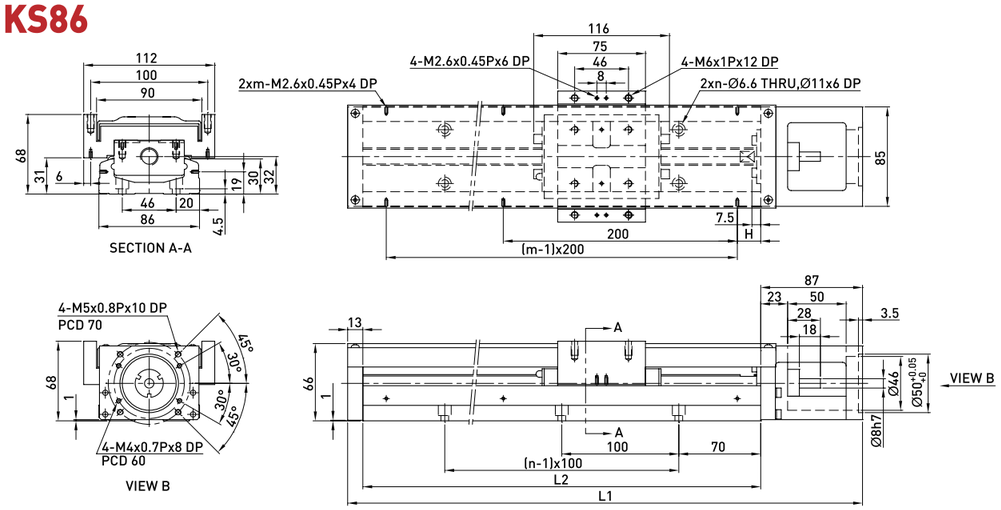

軌道長度 L2 (mm)	全長 L1 (mm)	最大行程 (mm) A1 滑座	最大行程 (mm) A2 滑座	H (mm)	n	m	重量 (kg) A1 滑座	重量 (kg) A2 滑座
340	440	210	100	70	3	2	6.5	7.3
440	540	310	200	20	4	3	7.8	8.6
540	640	410	300	70	5	3	9.0	9.8
640	740	510	400	20	6	4	10.3	11.3
740	840	610	500	70	7	4	11.6	12.4
940	1040	810	700	70	9	5	13.0	13.8