

工业级, 压力变送器

Electronic
Pressure Transmitter

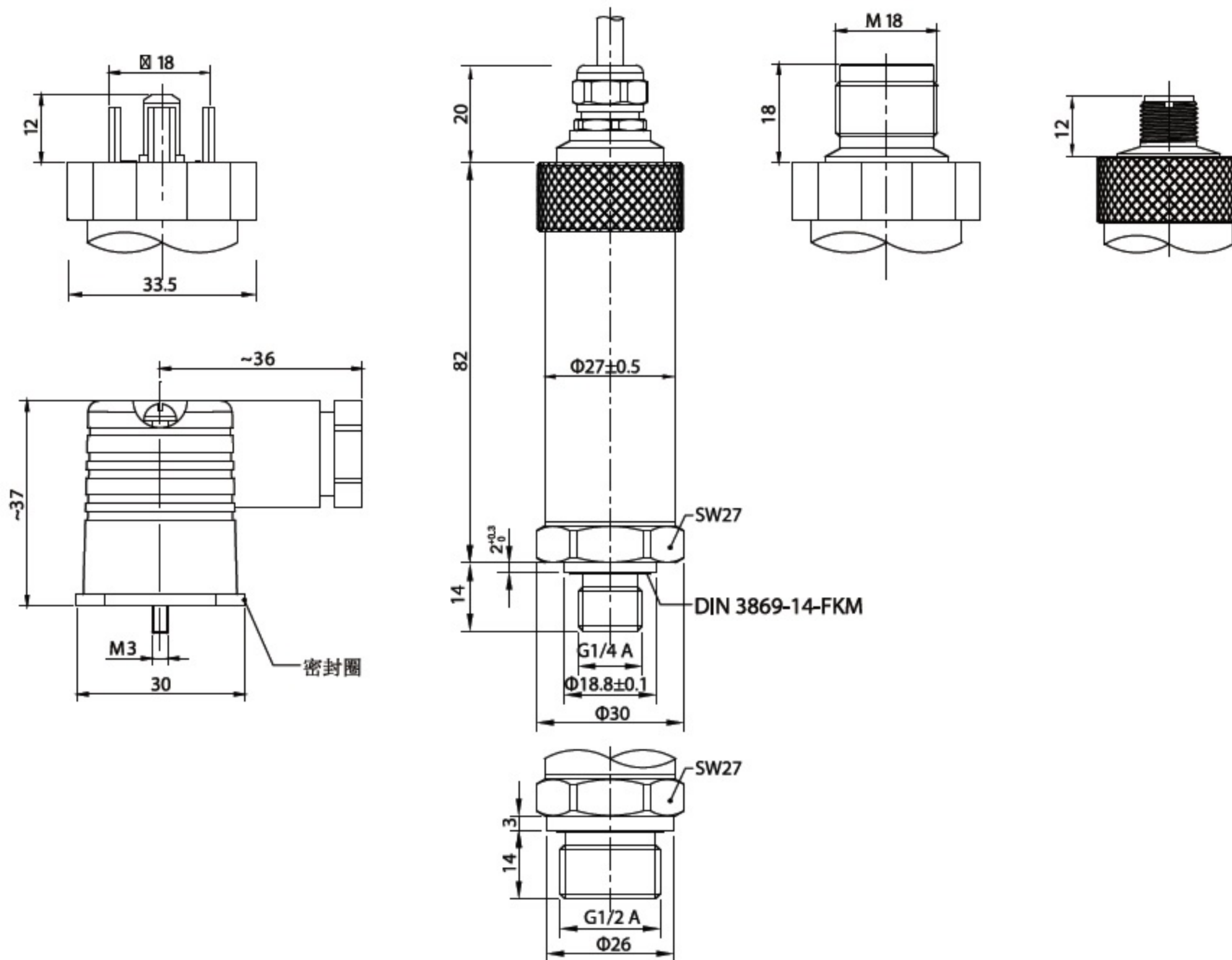
SDP65A00系列

应用于航空、机械、
工业自动化、钢铁、能源行业



- 精度极高, 最小设定精度 $\leq \pm 0.05\%$ F.S typ.
- 温差极小, 零点温度补偿 $\leq \pm 0.008\%$ F.S/ $^{\circ}\text{C}$ typ.
- EMC性能佳, 符合CE认证
- 防护等级可达到IP67
- 稳定性和耐用性强

外形尺寸图 **Dimensions**



技术参数 Technical Parameter

参数	Specifications	技术指标 Technical Data		
输入数据 Input data				
压力范围	Measuring ranges	0~1...2...5...8...16...30...50...100...400...500...600...800...1000Bar		
过载压力	Overload pressures	400%F.S	200%F.S	150%F.S
破坏压力	Burst pressures	600%F.S	300%F.S	200%F.S
机械接口	Mechanical connection	G1/4-A G1/2-A		
锁紧扭力	Torque value	20 N.m 45N.m		
与介质接触部分	Parts in contact with medium	Mech. connection: Stainless steel Seal: FKM		
输出数据 Output data				
输出信号及阻抗	Output signal, permitted resistance	4 .. 20 mA, 2 conductor $R_{Lmax.} = (U_B - 10 V) / 20 \text{ mA} [k\Omega]$ 0 .. 10 V, 3 conductor $R_{Lmin.} = 2 \text{ k}\Omega$ 0 .. 5 V, 3 conductor $R_{Lmin.} = 2 \text{ k}\Omega$		
精度为DIN 16086	Accuracy to DIN 16086 Max. setting	$\leq \pm 0.050\% \text{ F.S typ.}$ $\leq \pm 0.075\% \text{ F.S max.}$		
非线性	Non-linearity at max. setting to DIN 16086	$\leq \pm 0.05\% \text{ F.S max.}$		
迟滞	Hysteresis	$\leq \pm 0.1\% \text{ F.S max.}$		
重复精度	Repeatability	$\leq \pm 0.05\% \text{ F.S}$		
压力上升时间	Rise time	$\leq 1\text{ms}$		
长期稳定性	Long-term drift	$\leq \pm 0.1\% \text{ F.S typ. / year}$		
环境条件 Environmental conditions				
温度补偿范围	Compensated temperature range	-40~ +85 °C		
工作温度范围	Operating temperature range	-40~ +85 °C		
储存温度范围	Storage temperature range	-40~ +100 °C		
流体温度范围	Fluid temperature range	-40~ +100 °C		
EMC抗干扰强度 EMC Test		EN 61000-6-1 / 2 / 3 / 4		
耐振性	Vibration resistance to DIN EN 60068-2-6 at 10 .. 500 Hz	$\leq 20 \text{ g}$		
保护等级	Protection class to DIN 40050	IP 65 (connector to DIN 43650 and Binder 714 M18) IP 67 (M12x1 4-pole male) IP 67 (flying lead)		
其他数据 Other data				
2线制电源电压	Supply voltage 2 conductor	12 .. 30 VDC		
3线制电源电压	Supply voltage 3 conductor	12 .. 30 VDC		
电压电流残余脉冲	Residual ripple of supply voltage	$\leq 5\%$		
消耗电流3线制	Current consumption 3 conductor	approx. 25 mA		



65A - 系列 压力变送器

选型表 Model code:

SDP 6 5A X X - X-XXXX-X (000)

机械连接 Mechanical connection

- 4 = G1/4- A DIN 3852 (male)
- 5 = G1/2- A DIN 3852 (male)
- M = 客户定制

电气连接 Electrical connection

- 4 = 4 pole Binder series 714 M18, male
(connector not supplied)
- 5 = 3 pole + PE, DIN 43650, male
(connector supplied)
- 6 = M12x1 4 pole, male
(connector not supplied)
- 0 = flying lead (Teflon cable silicone-free)

输出信号 Signal

- A = 4 ~ 20 mA, 2 conductor
- B = 0 ~ 10 V, 3 conductor
- J = 0 ~ 5V, 3 conductor

压力范围(Bar) Pressure ranges in Bar

- 0001 = 0~1Bar
- 0016 = 0~16Bar
- 1000 = 0~1000Bar
- (压力范围0~1...1000Bar可选)

工作方式 Operational Mode

- A = 绝压 Absolute
- G = 表压 Gague

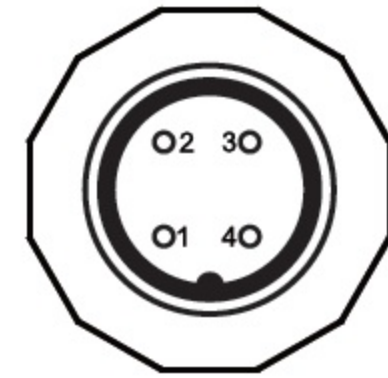
导线 Modification number

- 000 = 标准 (无电缆线)
- 020 = 2m 电缆线 (对应电器连接选项母端电缆线)
- 050 = 5m 电缆线 (对应电器连接选项母端电缆线)

注：SDP65A00系列为客户定制高精度型号；

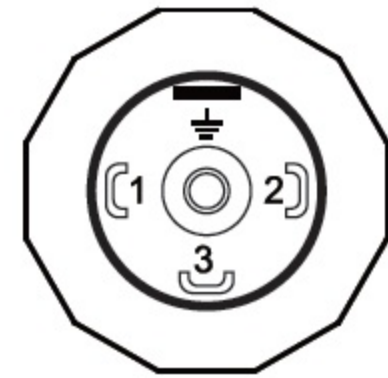
接线定义 Pin connections:

Binder series 714 M18




Pin	SDP65AX4-A	SDP65AX4-B/J
1	n.c.	+24VDC
2	+24VDC	Signal
3	Signal+	0 V
4	n.c.	n.c.

DIN 43650



Pin	SDP65AX5-A	SDP65AX5-B/J
1	+24VDC	+24VDC
2	Signal+	0 V
3	n.c.	Signal
	PE	PE

M12x1 4-pole male



Pin	SDP65AX6-A	SDP65AX6-B/J
1	+24VDC	+24VDC
2	Signal+	Signal
3	n.c.	0 V
4	n.c.	n.c.



Core	SDP65AX0-A	SDP65AX0-B/J
red	+24VDC	+24VDC
yellow	Signal+	Signal
green	n.c.	0 V
white	n.c.	n.c.
silver mesh	shielding wire	shielding wire