

# Euro gauge Bimetal thermometer

## Model : T150

Spec. sheet no. TD01-08

### Service intended (EN13190)

Bimetal thermometer is used for measuring temperature of gas or fluid. It is suitable for measurement, regulation and direct monitoring for the fluid. It meets the most stringent criteria on resistance to a corrosive atmosphere and exceptional climatic circumstances.

### Nominal diameter

80, 100 and 160 mm

### Accuracy

±2.0 % of full scale

### Temperature element

Coiled bimetal

### Working range

Normal (1 year) : Measuring range  
Short time (24 hours) : Scale range

### Ambient temperature

-20 ~ 60 °C

### Degree of protection

EN60529/IEC529/IP65



## Standard features

### Location of stem

Center back with adjustable stem  
Center back  
Bottom

### Case

304SS  
Bayonet type

### Cover

304SS

### Window

Glass

### Dial

White aluminium with black graduations

### Pointer

Micro adjustable aluminium pointer

### Stem

6.0, 6.4, 8.0 and 10.0 mm diameter  
304SS, 316SS and 316L SS  
Max. Insertion length : 2,000 mm

### Stem, process connection

1/4", 3/8", 1/2", 3/4" PT, NPT and PF  
G1/2B, G3/4B

### Option

Special accuracy : ±1.0 % of full scale

**1. Base model**

**T150** Euro gauge bimetal thermometer

**2. Nominal diameter (mm)**

- 3 80
- 4 100
- 6 160

**3. Type of mounting**

- V Bottom connection, direct
- X Center back connection, direct
- Y Center back with adjustable stem

**4. Stem material**

- 0 304SS
- 1 316SS
- 2 316L SS

**5. Stem, process connection**

- C ¼"
- D ⅜"
- E ½"
- F ¾"

**6. Stem connection type (CF: Compression fitting)**

- B PF
- C PT
- D NPT
- E CF + PT
- F CF + NPT
- G CF + PF

**7. Stem outer diameter (mm)**

- 0 6.0
- 1 6.4
- 2 8.0
- 3 10.0 (Not available process connection, ¼")

**8. Range**

**XXX** Refer to scale range table

**9. Insertion length**

**X** Refer to insertion length table

**10. Accessories**

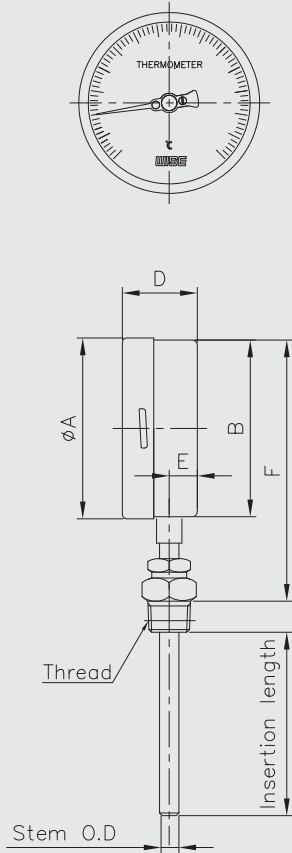
- 0 None
- 1 Thermowell
- 2 Special accuracy (Class 1)
- 3 Thermowell and special accuracy

1	2	3	4	5	6	7	8	9	10
T150	6	Y	1	F	C	1	XXX	X	1

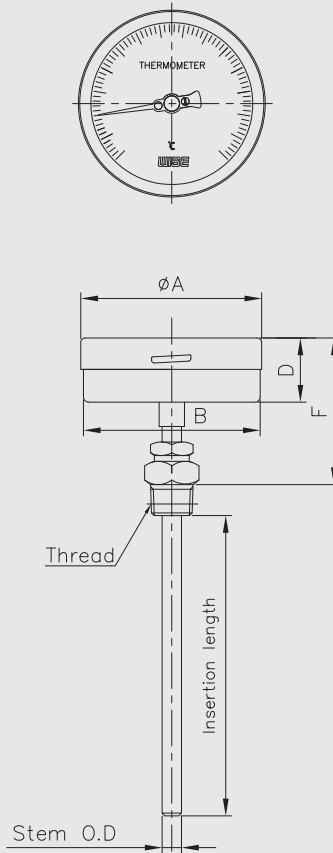
Sample  
ordering code

## T150 : Type of mounting

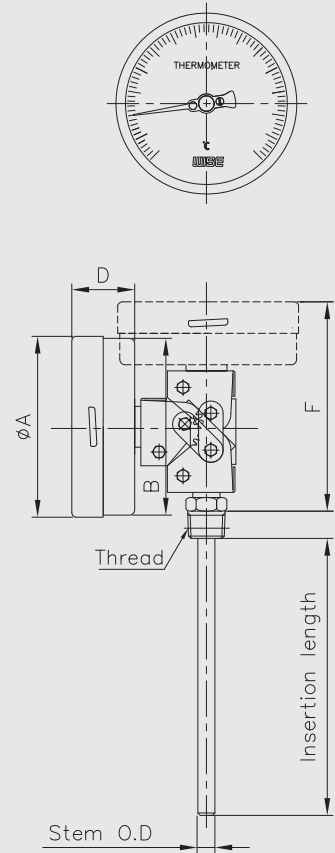
Code V



Code X



Code Y



Dimensions (mm)

Dial Size	Available code	A	B	D $\pm$ 2	E $\pm$ 1	F $\pm$ 2
80	V	81.2	78.5	25	16	126.5
	X	81.2	78.5	25		111
	Y	81.2	78.5	25		106
100	V	101.3	99	50	16	136.5
	X	101.3	99	25		111
	Y	101.3	99	25		106
160	V	160.6	159	52.5	16	166.5
	X	160.6	159	25		111
	Y	160.6	159	25		143

## Scale ranges

Code	Scale range (°C)	Measuring range (°C)	Scale spacing (°C)	Limits of error (EN 13190)	Minimum stem length (mm)	
					6.0 and 6.4	8.0 and 10.0
002	-70 ~ 30	-60 ~ 20	1	1	55	55
032	-50 ~ 50	-40 ~ 40	1	1	55	55
054	-30 ~ 50	-20 ~ 40	1	1	70	70
070	-20 ~ -60	-10 ~ 50	1	1	95	95
100	0 ~ 60	10 ~ 50	1	1	95	95
102	0 ~ 80	10 ~ 70	1	1	70	70
104	0 ~ 100	10 ~ 90	1	1	55	55
106	0 ~ 120	10 ~ 110	2	2	50	50
110	0 ~ 160	20 ~ 140	2	2	45	45
114	0 ~ 200	20 ~ 180	2	2	35	35
119	0 ~ 250	30 ~ 220	5	2.5	35	35
124	0 ~ 300	30 ~ 270	5	5	35	35
134	0 ~ 400	50 ~ 350	5	5	80	80
144	0 ~ 500	50 ~ 450	5	5	70	70
154	0 ~ 600	100 ~ 500	10	10	70	70

## Insertion length

Code	1	2	3	4	5	6	7	8	9	A	B	C
Length (mm)	50	60	70	80	100	120	130	150	175	200	225	250

Code	D	E	F	G	H	J	K	L	M	N	P
Length (mm)	275	300	350	375	400	450	500	550	1,000	1,500	2,000