



# JDM Flowmeter



Gas Sampling  
Probes

Heated Sample  
Lines

Sample Gas  
Coolers

Condensate  
Treatment

#### Accessories

Gas Conditioning  
Systems

Sample Gas  
Converters

#### APPLICATION

- For extractive gas analysis
- For emission and process monitoring
- For adjustment and monitoring of sample gas flow
- For adjustment and monitoring of bypass and calibration gas flow
- For integration in gas analysis systems

#### BENEFITS

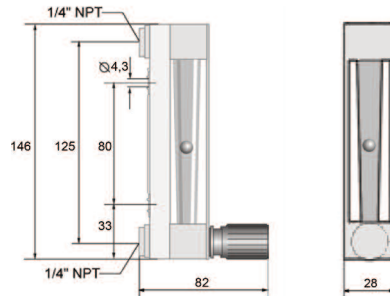
- Reliable and precise volume flow indication
- No change of sample gas
- Easy mounting and integration in gas analysis systems
- Very long lifetime
- Low and easy maintenance effort
- Corrosion resistant
- Gas tight

#### FEATURES

- Many different measuring ranges possible
- Calibration for air at 20°C and 1,2 bara
- Special calibration possible
- For wall or front panel mounting
- Measuring cone made of borosilicate glass, top and bottom fittings made of stainless steel or PVDF
- Floating ball made of stainless steel or optional Hastelloy® C4, titanium, POM or glass
- Different sealing materials like PTFE/Viton®, PTFE/FFKM, PTFE/EPDM or only FFKM resp. EPDM possible
- Integrated precise needle valve
- Can be equipped with one or two monostable resp. bistable limit switches also for Ex area
- Compact robust construction
- Low dead volume
- Suitable for high pressures and temperatures

## TECHNICAL DATA

<b>Model</b>	<b>JDM</b>
Description	flowmeter with needle valve
<b>Operation</b>	
Measuring ranges	1,6 to 16 / 4 to 40 / 6 to 60 / 10 to 100 / 25 to 250 / 50 to 500 / 80 to 800 NI/hr
Accuracy	2,5 %
Operating temperature	-5°C to 100°C (-5°C to 65°C with limit switch)
Operating pressure at 100°C	stainless steel: 11 bara, PVDF: 5 bara
<b>Construction</b>	
Dimensions over al (B x H x T)	28 x 146 x 82 mm
Connections inlet / outlet	1/4" NPT female
Gas wetted materials	Top / Bottom fittings: SS316L or PVDF Measuring cone: borosilicate glass Floating ball: SS316 (glass, POM, titanium, Hastelloy® C4 optional) Sealings: PTFE/Viton® (PTFE/FFKM, PTFE/EPDM, EPDM, FFKM optional)
Mounting	wall or front panel mounting
<b>Electrics</b>	
Switching function limit switch	bistable or monostable
Connection limit switch	2-wire DIN EN 50227 (NAMUR)
Nominal voltage U <sub>0</sub> / current consumption	8 VDC / 1 mA bzw. 3 mA




## ORDER CODES

Order code	Description
84.00010	JDM flowmeter, SS316L, measuring range 6 to 60 NI/hr air, 1,2 bara
84.00020	JDM flowmeter, SS316L, measuring range 10 to 100 NI/hr air, 1,2 bara
84.00030	JDM flowmeter, SS316L, measuring range 25 to 250 NI/hr air, 1,2 bara
84.00040	JDM flowmeter, SS316L, measuring range 50 to 500 NI/hr air, 1,2 bara
84.00110	JDM flowmeter, PVDF, measuring range 6 to 60 NI/hr air, 1,2 bara
84.00120	JDM flowmeter, PVDF, measuring range 10 to 100 NI/hr air, 1,2 bara
84.00130	JDM flowmeter, PVDF, measuring range 25 to 250 NI/hr air, 1,2 bara
84.00140	JDM flowmeter, PVDF, measuring range 50 to 500 NI/hr air, 1,2 bara
K1703355	Limit switch (also for Ex area), bistable, for measuring ranges 16 / 40 / 60 NI/hr
K1703350	Limit switch (also for Ex area), bistable, for measuring ranges 100 / 250 / 500 / 800 NI/hr
K1704390	Isolation amplifier for limit switch 230 VAC / 50 Hz, mono channel
K1704391	Isolation amplifier for limit switch 230 VAC / 50 Hz, dual channel

Other measuring ranges, floating ball and sealing materials, special calibrations, monostable limit switches and suitable electronics also for Ex area on request

Gas Sampling **Probes**



Heated Sample **Lines**




Sample Gas **Coolers**



Gas Conditioning **Systems**



NOx **Converter**



and solutions for

