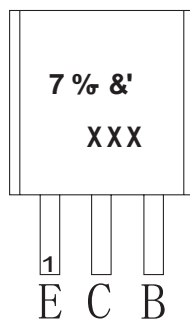


2SC1923 TRANSISTOR (NPN)

FEATURES


- General Purpose Switching Application

MARKING

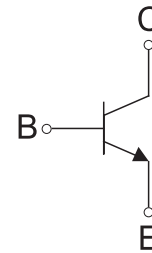


TO - 92

1. EMITTER
2. COLLECTOR
3. BASE



Equivalent Circuit



ORDERING INFORMATION

Part Number	Package	Packing Method	Pack Quantity
2SC1923	TO-92	Bulk	1000pcs/Bag

MAXIMUM RATINGS ($T_a=25^{\circ}\text{C}$ unless otherwise noted)

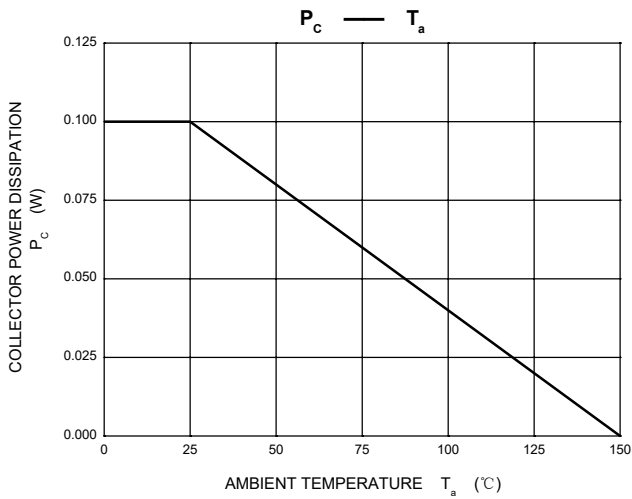
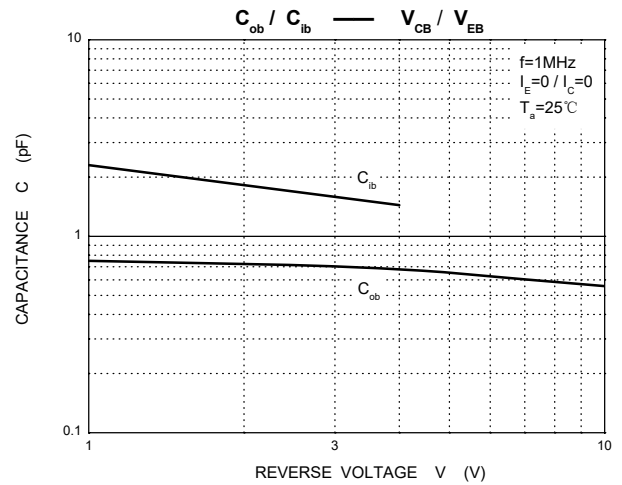
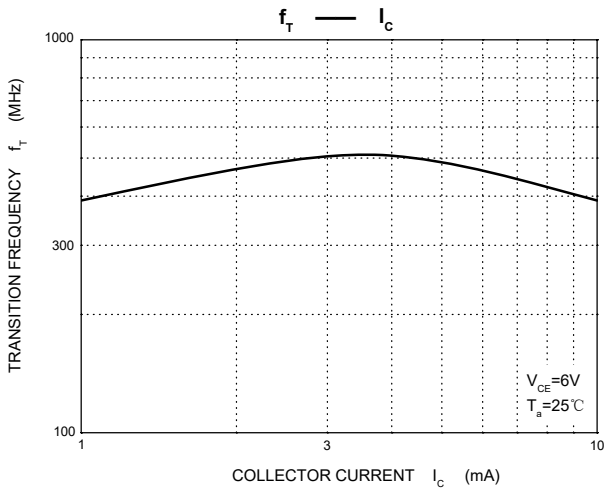
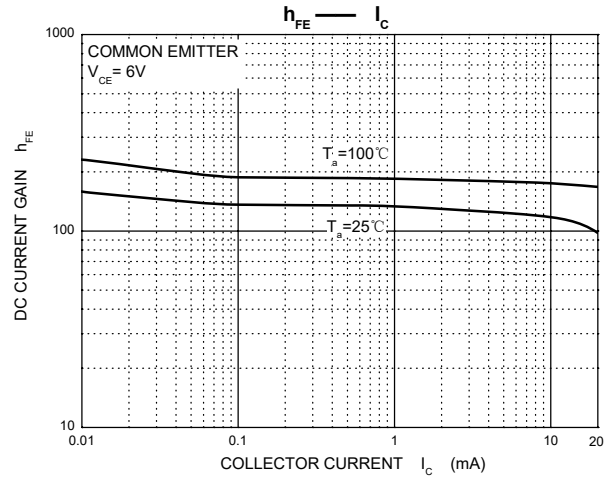
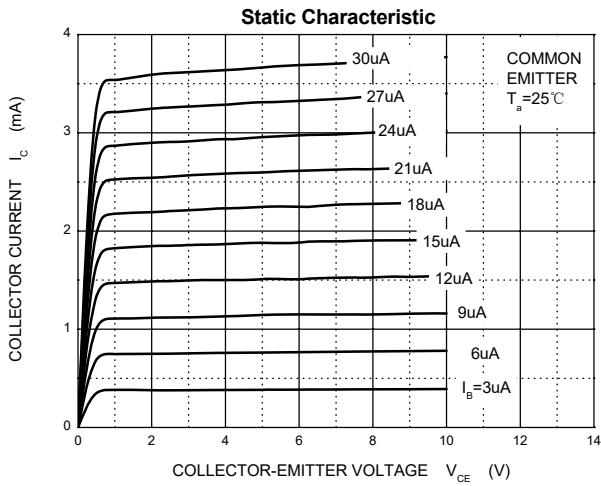
Symbol	Parameter	Value	Unit
V_{CBO}	Collector-Base Voltage	40	V
V_{CEO}	Collector-Emitter Voltage	30	V
V_{EBO}	Emitter-Base Voltage	4	V
I_C	Collector Current	0.02	A
P_C	Collector Power Dissipation	100	mW
$R_{\theta JA}$	Thermal Resistance From Junction To Ambient	1250	$^{\circ}\text{C}/\text{W}$
T_J, T_{stg}	Operation Junction and Storage Temperature Range	-55~+150	$^{\circ}\text{C}$

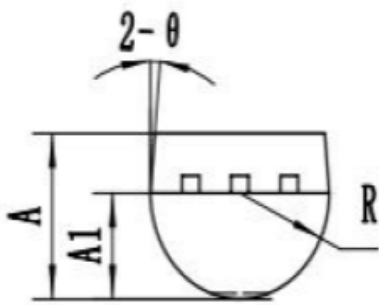
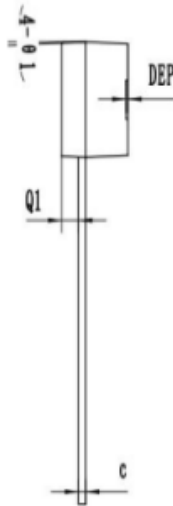
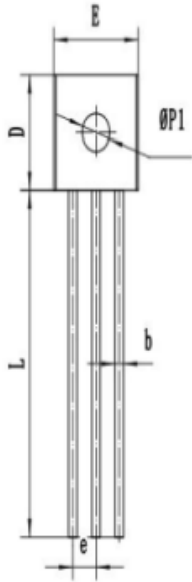
$T_a=25\text{ }^\circ\text{C}$ unless otherwise specified

Parameter	Symbol	Test conditions	Min	Typ	Max	Unit
Collector-base breakdown voltage	$V_{(BR)CBO}$	$I_C=0.1\text{mA}, I_E=0$	40			V
Collector-emitter breakdown voltage	$V_{(BR)CEO}$	$I_C=1\text{mA}, I_B=0$	30			V
Emitter-base breakdown voltage	$V_{(BR)EBO}$	$I_E=0.1\text{mA}, I_C=0$	4			V
Collector cut-off current	I_{CBO}	$V_{CB}=18\text{V}, I_E=0$			0.5	μA
Emitter cut-off current	I_{EBO}	$V_{EB}=4\text{V}, I_C=0$			0.5	μA
DC current gain	h_{FE}	$V_{CE}=6\text{V}, I_C=1\text{mA}$	40		200	
Transition frequency	f_T	$V_{CE}=6\text{V}, I_C=1\text{mA}$		550		MHz

CLASSIFICATION OF h_{FE}

RANK	R	O	Y
RANGE	40-80	70-140	100-200





SYMBOL	MM		
	MIN	NOM	MAX
*A	3.00	3.25	3.50
A1	2.20	2.30	2.40
*b	0.40	0.45	0.50
*c	0.25	0.30	0.35
*D	4.50	4.60	4.70
*E	4.50	4.60	4.70
*e	1.22	1.27	1.32
*L	14.00	14.30	14.60
R	2.20	2.30	2.40
Q1	0.85	0.90	0.95
θ	3°	5°	7°
Ø1	1°	3°	5°
ØP1	1.40	1.50	1.60
DEP	0.05	0.10	0.20
带*为检验尺寸			