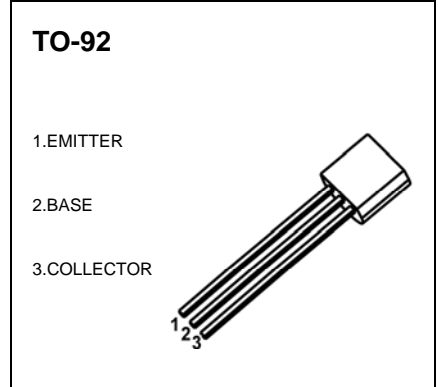


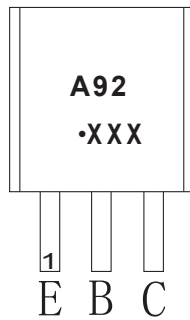
A92 TRANSISTOR (PNP)

FEATURES

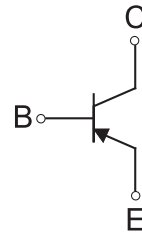
- High voltage



MARKING



Equivalent Circuit



ORDERING INFORMATION

Part Number	Package	Packing Method	Pack Quantity
A92	TO-92	Bulk	1000pcs/Bag

MAXIMUM RATINGS (T_a=25°C unless otherwise noted)

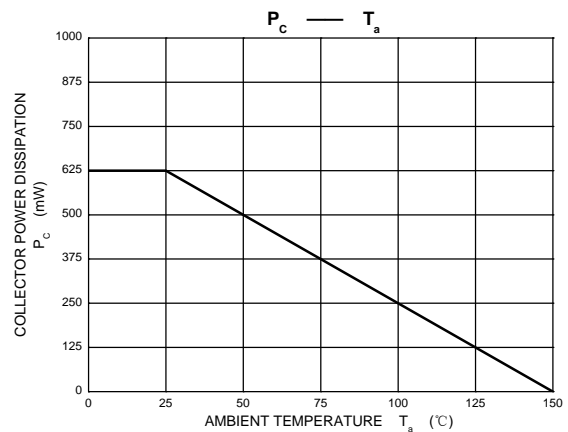
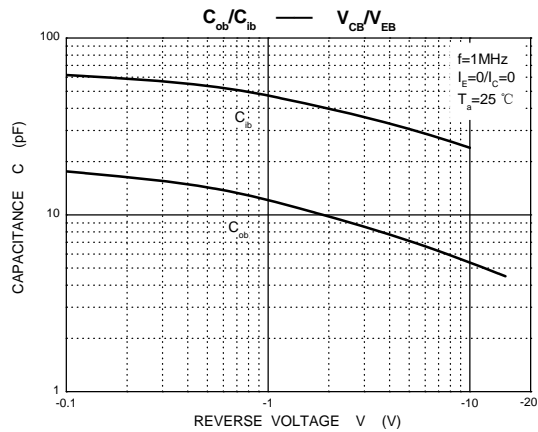
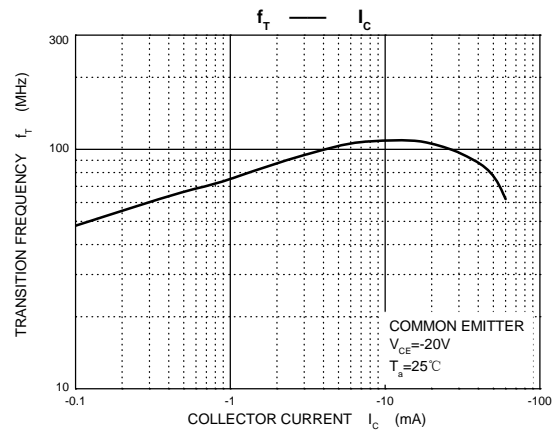
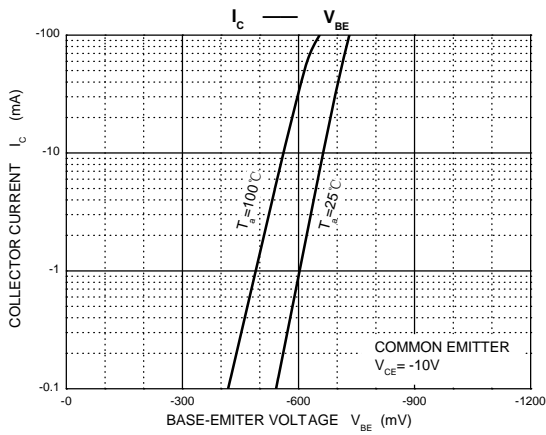
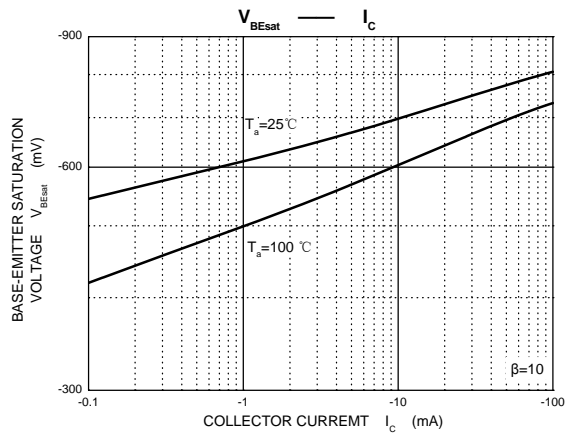
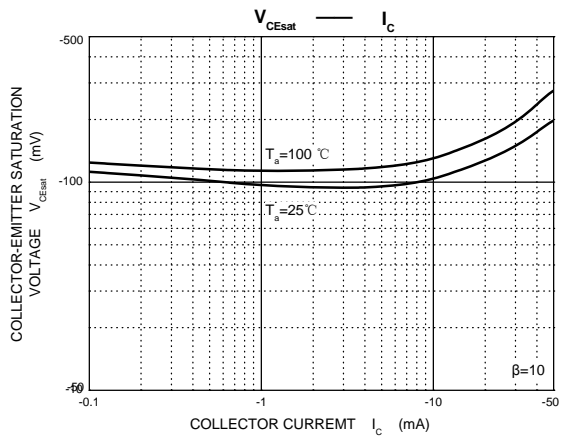
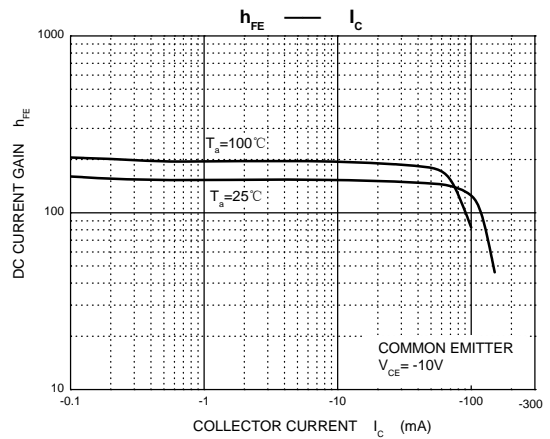
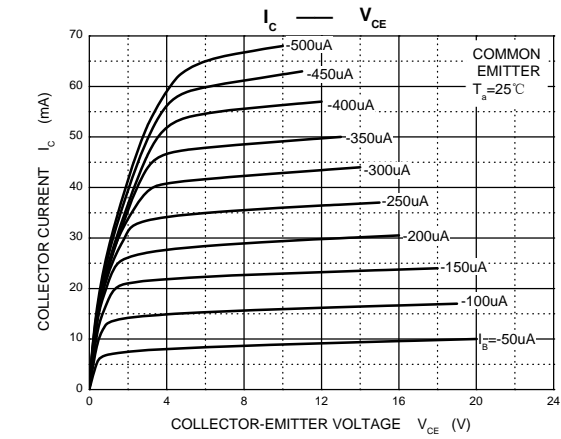
Symbol	Parameter	Value	Units
V _{CBO}	Collector-Base Voltage	-310	V
V _{CEO}	Collector-Emitter Voltage	-305	V
V _{EBO}	Emitter-Base Voltage	-5	V
I _C	Collector Current -Continuous	-200	mA
I _{CM}	Collector Current - Pulsed	-500	mA
P _C	Collector Power Dissipation	625	mW
T _J ,T _{stg}	Operation Junction and Storage Temperature Range	-55~150	°C
R _{θJA}	Thermal Resistance, Junction to Ambient	200	°C /mW
R _{θJC}	Thermal Resistance, Junction to Case	83.3	°C /mW

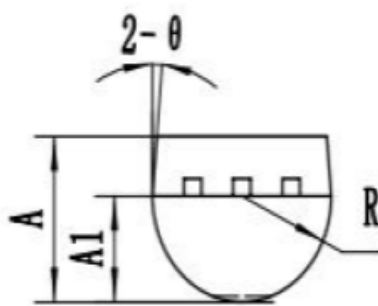
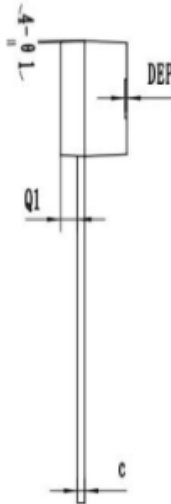
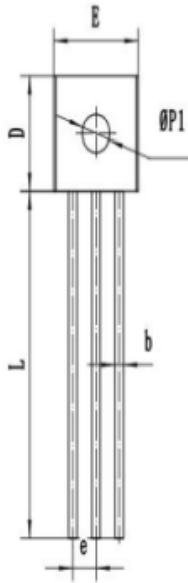
$T_a=25\text{ }^\circ\text{C}$ unless otherwise specified

Parameter	Symbol	Test conditions	Min	Typ	Max	Unit
Collector-base breakdown voltage	$V_{(BR)CBO}$	$I_C=-100\mu\text{A}, I_E=0$	-310			V
Collector-emitter breakdown voltage	$V_{(BR)CEO}$	$I_C=-1\text{mA}, I_B=0$	-305			V
Emitter-base breakdown voltage	$V_{(BR)EBO}$	$I_E=-100\mu\text{A}, I_C=0$	-5			V
Collector cut-off current	I_{CBO}	$V_{CB}=-200\text{V}, I_E=0$			-0.25	μA
Emitter cut-off current	I_{EBO}	$V_{EB}=-5\text{V}, I_C=0$			-0.1	μA
DC current gain	$h_{FE(1)}$	$V_{CE}=-10\text{V}, I_C=-1\text{mA}$	60			
	$h_{FE(2)}$	$V_{CE}=-10\text{V}, I_C=-10\text{mA}$	80		250	
	$h_{FE(3)}$	$V_{CE}=-10\text{V}, I_C=-80\text{mA}$	60			
Collector-emitter saturation voltage	$V_{CE(sat)}$	$I_C=-20\text{mA}, I_B=-2\text{mA}$			-0.2	V
Base-emitter saturation voltage	$V_{BE(sat)}$	$I_C=-20\text{mA}, I_B=-2\text{mA}$			-0.9	V
Transition frequency	f_T	$V_{CE}=-20\text{V}, I_C=-10\text{mA}$ $f=30\text{MHz}$	50			MHz

CLASSIFICATION OF $h_{FE(2)}$

Rank	A	B	C
Range	80-100	100-200	200-250





SYMBOL	MM		
	MIN	NOM	MAX
*A	3.00	3.25	3.50
A1	2.20	2.30	2.40
*b	0.40	0.45	0.50
*c	0.25	0.30	0.35
*D	4.50	4.60	4.70
*E	4.50	4.60	4.70
*e	1.22	1.27	1.32
*L	14.00	14.30	14.60
R	2.20	2.30	2.40
Q1	0.85	0.90	0.95
θ	3°	5°	7°
Ø1	1°	3°	5°
ØP1	1.40	1.50	1.60
DEP	0.05	0.10	0.20
带*为检验尺寸			