C.H.TECH

2015版本

DANENG

长合铣削工具

Changhe Milling Cutters

INDEX
目録

DANENG



銑刀杆
Milling cutters

A01-A28
捨弃式切削刀具 MILLING CUTTERS

C.H.TECH

銑刀盤
End mill head

B01-B14
捨弃式切削刀具 MILLING CUTTERS

AJX 大進給立銑刀
AJX High Feed End Mill

A01

EXP 大進給立銑刀
EXP High Feed End Mill

A02

SKS 大進給立銑刀
SKS High Feed End Mill

A03

ASR 大進給立銑刀
ASR High-feed Milling Cutter

A04

AHU 直角臺肩銑刀
AHU Right Angle Shoulder Milling Cutter

A05-A06

JRC 捨弃式端銑刀
JRC Indexable End Mill

A07

EMR 捨弃式端銑刀
EMR Indexable End Mill

A08-A09

EMRT 捨弃式端銑刀
EMRT Indexable End Mill

A10-A11

TRS 捨弃式端銑刀
TRS Indexable Milling Cutter

A12-A13

RCF 球形中粗刀
RCF Ball-nose Indexable Cutter For Roughing

A14

RCFL 球形中粗刀
RCFL Ball-nose Indexable Cutter For Roughing

A15

BF 球頭精加工立銑刀
BF Ball-nose Milling Cutter For Finishing

A16

300R/400R 直角高速端銑刀
300R/400R High Speed Indexable End Mill

A17-A18

AJU 過中心鑽銑刀
AJU Cutter For Centering And Drilling

A19-A20

R390 捨弃式端銑刀
R390 Indexable End Mill

A21

TCP 强力立銑刀
TCP Power Milling Cutter

A21

ATS-T 型槽端銑刀
ATS T-Slot Milling Cutter

A22

ASL 鑽銑共用型銑刀(短刃型)
ASL Cutter For Drilling And Milling

A22

ASJ 鑽銑共用型銑刀(短刃型)
ASJ Cutter For Drilling And Milling

A23

SKM 高速面銑刀
SKM High-speed Milling Cutter

A23

TP 捨弃式直角銑刀
TP Shoulder Milling Cutter

A24

CH 螺絲沉頭孔銑刀
CH Indexable Cutter For Pocketing

A25

TP30度,45度,60度直柄型倒角刀
TP30,45,60 Chamfering Cutter

A25

EM45度内外倒角刀
EM45° Internal And External Chamfering Cutter

A26

SSK45度捨弃式倒角刀
SSK45° Chamfering Cutter

A26

SSP45度定位倒角刀
SSP45° Cutter For Centering And Chamfering

A27

SB 新型倒角刀
SB Chamfering Cutter

A27

APE 粗切削端銑刀
APE Shell Mill For Roughing

A28

SPE 粗切削端銑刀
SPE Shell Mill For Roughing

A28

AJX 大進給面銑刀頭
AJX High-feed Face Mill

B01

TXP 大進給面銑刀頭
TXP High-feed Face Mill

B02

SKS 大進給面銑刀頭
SKS High-feed Face Mill

B03

JRC 圓刀刃平面銑刀頭
JRC Face Milling Cutter For finishing

B04

EMRW 圓刀刃平面銑刀頭
EMRW Face Milling With Round Inserts

B05

TRS 圓刀刃平面銑刀頭
TRS Face Milling Cutter

B06

PE75度平面銑刀頭
PE75° Face Milling Cutter

B07

400R 直角平面銑刀頭
400R Square Face Mill

B07

TP90度直角面銑刀頭
TP90° Square Face Mill Head

B08

SE45度高速平面銑刀頭
SE45° High-speed Face Mill

B09

FM45度鋁合金平面銑刀頭
FM45° Aluminum Alloy Face Mill

B10

FM90度鋁合金平面銑刀頭
FM90° Face Milling Cutter (Aluminum Alloy)

B10

FP45度平面銑刀頭
FP45° Face Mill Head

B11

FP75度平面銑刀頭
FP75° Face Mill Head

B11

SDC 捨弃式側銑刀
SDC Indexable Side Cutter For Slotting

B12

AMC 殼式粗切削端銑刀
AMC Shell Mill For Roughing

B13

PMC 殼式粗切削端銑刀
PMC Shell Cutter For Roughing

B14

BT50-BMC 粗切削端銑刀
BT50-BMC Shell Cutter For Roughing

B14

DANENG

AJX大進給立銑刀 AJX High Feed End Mill

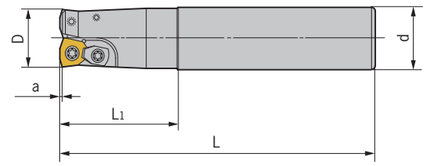

適用 Suitable:三菱刀片 MITSUBISHI Insert

型號 Specification	刃數 Teeth	尺寸 Size D	d	a	L1	L	刀片型號 Insert	刀片螺釘 Insert screw	壓板 Clamp	壓板螺釘 Screw	旗形扳手 Wrench	重量 Weight
AJX- 08R20S202L130	2	20	20	1.5	50	130	JOMT080320	Y30701	-	-	TIP10	0.29
08R20S202L180	2	20	20	1.5	100	180	JOMT080320	Y30701	-	-	TIP10	0.40
08R20S202L250	2	20	20	1.5	130	250	JOMT080320	Y30701	-	-	TIP10	0.60
08R20S222L130	2	22	20	1.5	30	130	JOMT080320	Y30701	-	-	TIP10	0.30
08R20S222L180	2	22	20	1.5	30	180	JOMT080320	Y30701	-	-	TIP10	0.40
08R20S222L250	2	22	20	1.5	30	250	JOMT080320	Y30701	-	-	TIP10	0.60
09R25S252L140	2	25	25	2	60	140	JDMW09T320	T3085	CD13	S401001	TIP15	0.47
09R25S252L200	2	25	25	2	120	200	JDMW09T320	T3085	CD13	S401001	TIP15	0.69
09R25S252L250	2	25	25	2	130	250	JDMW09T320	T3085	CD13	S401001	TIP15	0.91
09R25S282L140	2	28	25	2	40	140	JDMW09T320	T3085	CD13	S401001	TIP15	0.49
09R25S282L200	2	28	25	2	40	200	JDMW09T320	T3085	CD13	S401001	TIP15	0.72
09R25S282L250	2	28	25	2	40	250	JDMW09T320	T3085	CD13	S401001	TIP15	0.95
12R32S302L160	2	30	32	2	70	160	JDMW120420	R401002	CD13	S40120	TIP15	0.90
12R32S302L200	2	30	32	2	120	200	JDMW120420	R401002	CD13	S40120	TIP15	1.13
12R32S302L250	2	30	32	2	130	300	JDMW120420	R401002	CD13	S40120	TIP15	1.45
12R32S322L160	2	32	32	2	70	160	JDMW120420	R401002	CD13	S40120	TIP15	0.90
12R32S322L200	2	32	32	2	120	200	JDMW120420	R401002	CD13	S40120	TIP15	1.13
12R32S322L250	2	32	32	2	130	250	JDMW120420	R401002	CD13	S40120	TIP15	1.45
12R32S352L160	2	35	32	2	70	160	JDMW120420	R401002	CD13	S40120	TIP15	0.92
12R32S352L200	2	35	32	2	70	200	JDMW120420	R401002	CD13	S40120	TIP15	1.17
12R32S352L250	2	35	32	2	70	250	JDMW120420	R401002	CD13	S40120	TIP15	1.48
12R32S403L200	3	40	32	2	70	200	JDMW120420	R401002	CD13	S40120	TIP15	1.20
12R32S403L250	3	40	32	2	70	250	JDMW120420	R401002	CD13	S40120	TIP15	1.50
12R32S403L300	3	40	32	2	70	300	JDMW120420	R401002	CD13	S40120	TIP15	1.80

特 點 / Feature

■最適合大進給切削。
■采用錐型設計，抗彎鋼性極高。

EXP大進給立銑刀 EXP High Feed End Mill

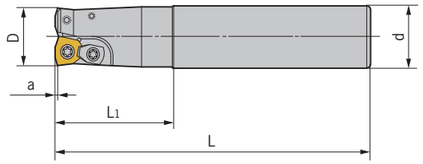

適用 Suitable:東芝刀片 TUNGALOY Insert

型號 Specification	刃數 Teeth	尺寸 Size D	d	a	L1	L	刀片型號 Insert	刀片螺釘 Insert screw	壓板 Clamp	壓板螺釘 Screw	旗形扳手 Wrench	重量 Weight
EXP- 05R20S202L130	2	20	20	1.5	50	130	WPMW05H315	S401001	-	-	TIP15	0.29
05R20S202L180	2	20	20	1.5	100	180	WPMW05H315	S401001	-	-	TIP15	0.40
06R25S252L140	2	25	25	1.5	60	140	WPMW06X415	S401001	CD13	S40120	TIP15	0.48
06R25S252L200	2	25	25	1.5	120	200	WPMW06X415	S401001	CD13	S40120	TIP15	0.70
06R25S252L250	2	25	25	1.5	130	250	WPMW06X415	S401001	CD13	S40120	TIP15	0.82
06R25S262L140	2	26	25	1.5	60	140	WPMW06X415	S401001	CD13	S40120	TIP15	0.48
06R25S262L200	2	26	25	1.5	60	200	WPMW06X415	S401001	CD13	S40120	TIP15	0.70
06R25S262L250	2	26	25	1.5	60	250	WPMW06X415	S401001	CD13	S40120	TIP15	0.82
06R32S322L160	2	32	32	1.5	70	160	WPMW06X415	S401001	CD13	S40120	TIP15	0.87
06R32S323L160	3	32	32	1.5	70	160	WPMW06X415	S401001	CD13	S40120	TIP15	0.87
06R32S322L200	2	32	32	1.5	120	200	WPMW06X415	S401001	CD13	S40120	TIP15	1.17
06R32S323L200	3	32	32	1.5	120	200	WPMW06X415	S401001	CD13	S40120	TIP15	1.17
06R32S322L250	2	32	32	1.5	130	250	WPMW06X415	S401001	CD13	S40120	TIP15	1.47
06R32S323L250	3	32	32	1.5	130	250	WPMW06X415	S401001	CD13	S40120	TIP15	1.47
06R32S332L160	2	33	32	1.5	70	160	WPMW06X415	S401001	CD13	S40120	TIP15	0.94
06R32S333L160	3	33	32	1.5	70	160	WPMW06X415	S401001	CD13	S40120	TIP15	0.94
06R32S332L200	2	33	32	1.5	70	200	WPMW06X415	S401001	CD13	S40120	TIP15	1.19
06R32S333L200	3	33	32	1.5	70	200	WPMW06X415	S401001	CD13	S40120	TIP15	1.19
06R32S332L250	2	33	32	1.5	70	250	WPMW06X415	S401001	CD13	S40120	TIP15	1.49
06R32S333L250	3	33	32	1.5	70	250	WPMW06X415	S401001	CD13	S40120	TIP15	1.49
06R32S403L200	3	40	32	1.5	50	200	WPMW06X415	S401001	CD13	S401001	TIP15	1.24
06R32S403L250	3	40	32	1.5	50	250	WPMW06X415	S401001	CD13	S401001	TIP15	1.55
06R32S403L300	3	40	32	1.5	50	300	WPMW06X415	S401001	CD13	S401001	TIP15	1.86
08R32S402L200	2	40	32	1.5	50	200	WPMW080615	Y501201	CD16	Y501102	TIP15	1.23
08R32S402L250	2	40	32	1.5	50	250	WPMW080615	Y501201	CD16	Y501102	TIP15	1.56
08R32S402L300	2	40	32	1.5	50	300	WPMW080615	Y501201	CD16	Y501102	TIP15	1.86

特 點 / Feature

■最適合大進給切削。
■采用錐型設計，抗彎鋼性極高。

SKS大進給立銑刀 SKS High Feed End Mill

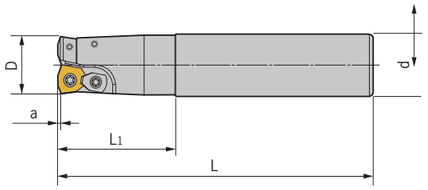

適用 Suitable:黛杰刀片 DIJET Insert

型號 Specification	刃數 Teeth	尺寸 Size D	d	a	L1	L	刀片型號 Insert	刀片螺釘 Insert screw	壓板 Clamp	壓板螺釘 Screw	旗形扳手 Wrench	重量 Weight
SKS- 05R20S202L130	2	20	20	1.25	50	130	WDMW050316	Y30702	-	-	TIP10	0.28
05R20S202L180	2	20	20	1.25	100	180	WDMW050316	Y30702	-	-	TIP10	0.39
05R20S212L130	2	21	20	1.25	50	130	WDMW050316	Y30702	-	-	TIP10	0.29
05R20S212L180	2	21	20	1.25	50	180	WDMW050316	Y30702	-	-	TIP10	0.41
06R25S252L140	2	25	25	1.5	60	140	WDMW06T320	R40802	CD13	S401001	TIP15	0.46
06R25S252L200	2	25	25	1.5	70	200	WDMW06T320	R40802	CD13	S401001	TIP15	0.69
06R25S262L140	2	26	25	1.5	60	140	WDMW06T320	R40802	CD13	S401001	TIP15	0.47
06R25S262L200	2	26	25	1.5	60	200	WDMW06T320	R40802	CD13	S401001	TIP15	0.71
06R32S302L160	2	30	32	1.5	70	160	WDMW06T320	R40802	CD13	S401001	TIP15	0.80
06R32S302L200	2	30	32	1.5	70	200	WDMW06T320	R40802	CD13	S401001	TIP15	1.05
06R32S323L160	3	32	32	1.5	70	160	WDMW06T320	R40802	CD13	S401001	TIP15	0.89
06R32S323L200	3	32	32	1.5	70	200	WDMW06T320	R40802	CD13	S401001	TIP15	1.16
06R32S333L160	3	33	32	1.5	70	160	WDMW06T320	R40802	CD13	S401001	TIP15	0.89
06R32S333L200	3	33	32	1.5	70	200	WDMW06T320	R40802	CD13	S401001	TIP15	1.16
08R32S322L160	2	32	32	2	70	160	WDMW080520	Y45110	CD16	Y45110	TIP20	0.89
08R32S322L200	2	32	32	2	120	200	WDMW080520	Y45110	CD16	Y45110	TIP20	1.15
08R32S332L160	2	33	32	2	50	160	WDMW080520	Y45110	CD16	Y45110	TIP20	0.84
08R32S332L200	2	33	32	2	50	200	WDMW080520	Y45110	CD16	Y45110	TIP20	1.15
08R32S403L200	3	40	32	2	50	200	WDMW080520	Y45110	CD16	Y45110	TIP20	1.24
08R32S403L250	3	40	32	2	50	250	WDMW080520	Y45110	CD16	Y45110	TIP20	1.55
08R42S403L200	3	40	42	2	120	200	WDMW080520	Y45110	CD16	Y45110	TIP20	1.80
08R42S403L250	3	40	42	2	130	250	WDMW080520	Y45110	CD16	Y45110	TIP20	2.25

特 點 / Feature

■最適合大進給切削。
■采用錐型設計，抗彎鋼性極高。

ASR大進給立銑刀　ASR High-feed Milling Cutter

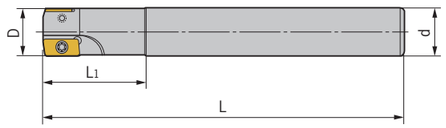

適用 Suitable:日立刀片 HITACHI Insert

型號 Specification	刃數 Teeth	尺寸 Size D	d	L_1	L	刀片型號 Insert	刀片螺釘 Insert screw	旗形扳手 Wrench	重量 Weight
ASR- 06R16S162L120	2	16	16	40	120	EPNW0603TN-8	T2560	TIP8	0.17
06R16S162L160	2	16	16	50	160	EPNW0603TN-8	T2560	TIP8	0.23
06R16S172L120	2	17	16	27	120	EPNW0603TN-8	T2560	TIP8	0.17
06R16S172L160	2	17	16	27	160	EPNW0603TN-8	T2560	TIP8	0.23
06R20S202L120	2	20	20	50	120	EPNW0603TN-8	T2560	TIP8	0.27
06R20S202L160	2	20	20	50	160	EPNW0603TN-8	T2560	TIP8	0.36
06R20S212L160	2	21	20	27	160	EPNW0603TN-8	T2560	TIP8	0.37
06R25S253L160	3	25	25	60	160	EPNW0603TN-8	T2560	TIP8	0.59
06R25S253L200	3	25	25	70	200	EPNW0603TN-8	T2560	TIP8	0.72
06R25S263L200	3	26	25	50	200	EPNW0603TN-8	T2560	TIP8	0.73
06R32S324L160	4	32	32	70	160	EPNW0603TN-8	T2560	TIP8	0.88
06R32S324L200	4	32	32	115	200	EPNW0603TN-8	T2560	TIP8	1.17
06R32S334L160	4	33	32	60	160	EPNW0603TN-8	T2560	TIP8	0.94
06R32S334L200	4	33	32	70	200	EPNW0603TN-8	T2560	TIP8	1.19
06R32S354L200	4	35	32	50	200	EPNW0603TN-8	T2560	TIP8	1.21
06R32S404L160	4	40	32	50	160	EPNW0603TN-8	T2560	TIP8	0.93
06R32S404L200	4	40	32	50	200	EPNW0603TN-8	T2560	TIP8	1.25

特 點 / Feature

■高進給圓弧銑刀。
■不考慮缺損對刀片壽命的影響，則每刃進給量FZ設定的較大時壽命也較大，斷削、排削性能好。

AHU直角臺肩銑刀　AHU Right Angle Shoulder Milling Cutter

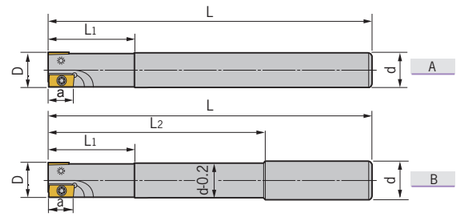

適用 Suitable:日立刀片 HITACHI Insert

型號 Specification	刃數 Teeth	圖示 Figure	尺寸 Size D	d	L_1	L_2	L	刀片型號 Insert	刀片螺釘 Insert screw	旗形扳手 Wrench	重量 Weight
AHU- 10R10S101L100	1	A	10	10	25	-	100	JDMT100308	T2550	TIP8	0.10
10R12S121L130	1	A	12	12	25	-	130	JDMT100308	T2550	TIP8	0.11
10R12S131L130	1	A	13	12	25	-	130	JDMT100308	T2550	TIP8	0.11
10R16S162L120	2	B	16	16	40	100	120	JDMT100308	T2550	TIP8	0.17
10R16S162L160	2	B	16	16	50	115	160	JDMT100308	T2550	TIP8	0.21
10R16S162L180	2	B	16	16	60	90	180	JDMT100308	T2550	TIP8	0.26
10R16S162L200	2	B	16	16	60	100	200	JDMT100308	T2550	TIP8	0.29
10R20S202L120	2	A	20	20	50	-	120	JDMT100308	T2560	TIP8	0.26
10R20S202L160	2	A	20	20	60	-	160	JDMT100308	T2560	TIP8	0.36
10R20S202L200	2	B	20	20	70	100	200	JDMT100308	T2560	TIP8	0.46
15R25S252L160	2	A	25	25	70	-	160	JDMT150508	S40801	TIP15	0.54
15R25S252L200	2	B	25	25	70	100	200	JDMT150508	S40801	TIP15	0.68
15R25S252L250	2	B	25	25	80	115	250	JDMT150508	S40801	TIP15	0.88
15R25S252L300	2	B	25	25	80	165	300	JDMT150508	S40801	TIP15	1.02
15R32S322L160	2	A	32	32	48	-	160	JDMT150508	S40801	TIP15	0.96
15R32S322L200	2	B	32	32	48	100	200	JDMT150508	S40801	TIP15	1.17
15R32S322L250	2	B	32	32	48	115	250	JDMT150508	S40801	TIP15	1.48
15R32S323L250	3	B	32	32	48	115	250	JDMT150508	S40801	TIP15	1.48
15R32S352L160	2	A	35	32	60	-	160	JDMT150508	S40801	TIP15	0.82
15R32S352L200	2	A	35	32	60	-	200	JDMT150508	S40801	TIP15	1.18
15R32S352L250	2	A	35	32	60	-	250	JDMT150508	S40801	TIP15	1.48
15R32S352L300	2	A	35	32	60	-	300	JDMT150508	S40801	TIP15	1.78
15R32S352L350	2	A	35	32	60	-	350	JDMT150508	S40801	TIP15	2.08
15R32S352L400	2	A	35	32	60	-	400	JDMT150508	S40801	TIP15	2.38
15R32S352L450	2	A	35	32	60	-	450	JDMT150508	S40801	TIP15	2.68
15R32S352L500	2	A	35	32	60	-	500	JDMT150508	S40801	TIP15	2.98
15R32S353L160	3	A	35	32	60	-	160	JDMT150508	S40801	TIP15	0.93
15R32S353L200	3	A	35	32	60	-	200	JDMT150508	S40801	TIP15	1.18
15R32S353L250	3	A	35	32	60	-	250	JDMT150508	S40801	TIP15	1.50
15R32S353L300	3	A	35	32	60	-	300	JDMT150508	S40801	TIP15	1.81
15R32S353L350	3	A	35	32	60	-	350	JDMT150508	S40801	TIP15	2.11
15R32S353L400	3	A	35	32	60	-	400	JDMT150508	S40801	TIP15	2.43

轉下頁
See next page

AHU直角臺肩銑刀 AHU Right Angle Shoulder Milling Cutter

適用 Suitable:日立刀片 HITACHI Insert

特殊型號 Special size

型號 Specification	刃數 Teeth	圖示 Figure	尺寸 Size D	d	a	L_1	L_2	L	刀片型號 Insert	刀片螺釘 Insert screw	旗形扳手 Wrench	重量 Weight
AHU- 10R15S162L120	2	A	16	15	9	40	-	120	JDMT100308	T2550	TIP8	0.15
10R15S162L160	2	A	16	15	9	40	-	160	JDMT100308	T2550	TIP8	0.20
10R15S162L180	2	A	16	15	9	40	-	180	JDMT100308	T2550	TIP8	0.23
10R15S162L200	2	A	16	15	9	40	-	200	JDMT100308	T2550	TIP8	0.26
10R16S172L120	2	A	17	16	9	50	-	120	JDMT100308	T2550	TIP8	0.17
10R16S172L160	2	A	17	16	9	50	-	160	JDMT100308	T2550	TIP8	0.23
10R16S172L180	2	A	17	16	9	50	-	180	JDMT100308	T2550	TIP8	0.27
10R16S172L200	2	A	17	16	9	50	-	200	JDMT100308	T2550	TIP8	0.30
10R19S202L160	2	A	20	19	9	50	-	160	JDMT100308	T2560	TIP8	0.31
10R19S202L200	2	A	20	19	9	50	-	200	JDMT100308	T2560	TIP8	0.42
10R20S212L160	2	A	21	20	9	50	-	160	JDMT100308	T2560	TIP8	0.37
10R20S212L200	2	A	21	20	9	50	-	200	JDMT100308	T2560	TIP8	0.47
15R24S252L160	2	A	25	24	14	50	-	160	JDMT150508	S40801	TIP15	0.48
15R24S252L200	2	A	25	24	14	50	-	200	JDMT150508	S40801	TIP15	0.66
15R24S252L250	2	A	25	24	14	50	-	250	JDMT150508	S40801	TIP15	0.88
15R25S262L160	2	A	26	25	14	50	-	160	JDMT150508	S40801	TIP15	0.56
15R25S262L200	2	A	26	25	14	50	-	200	JDMT150508	S40801	TIP15	0.71
15R25S262L250	2	A	26	25	14	50	-	250	JDMT150508	S40801	TIP15	0.90

特 點 / Feature

■刃口具備鋒利與强固兩大特點的高進給銑刀。
■可進行傾斜加工。
■一般的鋼材到難切削鋼材都適用，最適合于加工渦輪葉片。

被削材 Work Piece		硬度 Hardness	切削速度 Cutting Speed	每齒進給量FZ(mm/齒) Feed
軟鋼 Mild steel		180HB以下	120-200	0.05-0.2
碳素鋼 Carbon steel		180-280HB	100-200	0.05-0.25
合金鋼 Alloy steel		280-350HB	80-160	0.05-0.25
高硬度鋼 Hardened steel		40HRC以上	50-100	0.05-0.15
不銹鋼 Stainless steel		200HB以下	80-160	0.05-0.25
普通鑄鐵 FC250		伸張强度350N/mm²以下	100-160	0.1-0.25
FCD450以下	鑄鐵	伸張强度450N/mm²以下	80-140	0.1-0.25
FCD500以下	Cast iron	伸張强度500-800N/mm²	60-120	0.05-0.25

JRC捨弃式端銑刀 JRC Indexable End Mill

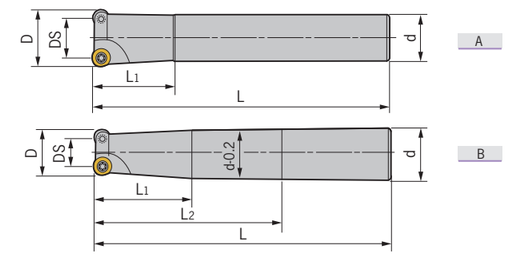

適用 Suitable:山特維克刀片 SANDVIK Insert

型號 Specification	刃數 Teeth	圖示 Figure	尺寸 Size D	DS	d	L_1	L_2	L	刀片型號 Insert	刀片螺釘 Insert screw	壓板 Clamp	壓板螺釘 Screw	旗形扳手 Wrench	重量 Weight
JRC- 5PR20S202L160	2	A	20	10	20	40	-	160	RC*T10T3	T3585	CD14	T3585	TIP15	0.35
5PR20S252L160	2	A	25	15	20	40	-	160	RC*T10T3	T3585	CD14	T3585	TIP15	0.40
5PR20S252L200	2	A	25	15	20	40	-	200	RC*T10T3	T3585	CD14	T3585	TIP15	0.50
5PR25S252L160	2	A	25	15	25	60	-	160	RC*T10T3	T3585	CD14	T3585	TIP15	0.55
5PR25S252L200	2	B	25	15	25	70	100	200	RC*T10T3	T3585	CD14	T3585	TIP15	0.75
5PR25S252L250	2	B	25	15	25	60	115	250	RC*T10T3	T3585	CD14	T3585	TIP15	0.95
5PR25S252L200	2	B	25	15	25	70	100	200	RC*T10T3	T3585	CD14	T3585	TIP15	0.75
5PR25S252L250	2	B	25	15	25	80	115	250	RC*T10T3	T3585	CD14	T3585	TIP15	0.95
6PR25S322L160	2	A	32	20	25	50	-	160	RC*T1204	T3585	CD14	T3585	TIP15	0.60
6PR25S322L200	2	A	32	20	25	50	-	200	RC*T1204	T3585	CD14	T3585	TIP15	0.80
6PR25S322L250	2	A	32	20	25	50	-	250	RC*T1204	T3585	CD14	T3585	TIP15	1.00

適用 Suitable:山特維克刀片 SANDVIK Insert

特殊型號 Special size

型號 Specification	刃數 Teeth	圖示 Figure	尺寸 Size D	DS	d	L_1	L	刀片型號 Insert	刀片螺釘 Insert screw	壓板 Clamp	壓板螺釘 Screw	旗形扳手 Wrench	重量 Weight
JRC- 5PR24S252L160	2	A	25	15	24	60	160	RC*T10T3	T3585	CD14	T3585	TIP15	0.55
5PR24S252L200	2	A	25	15	24	70	200	RC*T10T3	T3585	CD14	T3585	TIP15	0.70
5PR24S252L250	2	A	25	15	24	80	250	RC*T10T3	T3585	CD14	T3585	TIP15	0.90
5PR25S262L160	2	A	26	16	25	60	160	RC*T10T3	T3585	CD14	T3585	TIP15	0.55
5PR25S262L200	2	A	26	16	25	70	200	RC*T10T3	T3585	CD14	T3585	TIP15	0.75
5PR25S262L250	2	A	26	16	25	80	250	RC*T10T3	T3585	CD14	T3585	TIP15	1.00

特 點 / Feature

■適配山特維克精磨刀片，精度更高，精加工效果更佳。
■刀體整體預熱後，再進精磨。避免二次熱處理使刀體產生變形，從而確保了精確的公差範圍和超强的鋼性。
（本册所有刀具同原理）

EMR捨弃式端銑刀 EMR Indexable End Mill

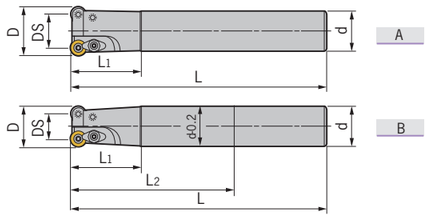

適用 Suitable:三菱刀片 MITSUBISHI Insert

型號 Specification	刃數 Teeth	圖示 Figure	尺寸 Size D	DS	d	L_1	L_2	L	刀片型號 Insert	刀片螺釘 Insert screw	壓板 Clamp	壓板螺釘 Screw	旗形扳手 Wrench	重量 Weight
EMR- 4PR12S121L130	1	A	12	4	12	30	-	130	RPMW0802	Y3060	-	-	TIP8	0.11
4PR16S162L160	2	A	16	8	16	40	-	160	RPMW0802	Y30701	CS34	Y30701	TIP8	0.23
4PR16S162L200	2	B	16	8	16	40	100	200	RPMW0802	Y30701	CS34	Y30701	TIP8	0.23
4PR20S202L160	2	A	20	12	20	60	-	160	RPMW0802	Y30701	CS34	Y30701	TIP8	0.36
4PR20S202L200	2	B	20	12	20	70	100	200	RPMW0802	Y30701	CS34	Y30701	TIP8	0.44
5PR20S202L160	2	A	20	10	20	60	-	160	RPMW1003	S40801	CS39	T3585	TIP15	0.35
5PR20S202L200	2	B	20	10	20	70	100	200	RPMW1003	S40801	CS39	T3585	TIP15	0.45
5PR20S252L160	2	A	25	15	20	40	-	160	RPMW1003	S40801	CS43	S401001	TIP15	0.36
5PR20S252L200	2	A	25	15	20	40	-	200	RPMW1003	S40801	CS43	S401001	TIP15	0.56
5PR25S252L160	2	A	25	15	25	60	-	160	RPMW1003	S40801	CS43	S401001	TIP15	0.54
5PR25S252L180	2	B	25	15	25	60	90	180	RPMW1003	S40801	CS43	S401001	TIP15	0.62
5PR25S252L200	2	B	25	15	25	70	100	200	RPMW1003	S40801	CS43	S401001	TIP15	0.70
5PR25S252L250	2	B	25	15	25	80	115	250	RPMW1003	S40801	CS43	S401001	TIP15	0.86
5PR3'/4S302L110	2	A	30	20	3/4	30	-	110	RPMW1003	S401001	CS43	S40120	TIP15	0.28
5PR20S302L110	2	A	30	20	20	30	-	110	RPMW1003	S401001	CS43	S40120	TIP15	0.27
5PR25S302L160	2	A	30	20	25	35	-	160	RPMW1003	S401001	CS43	S40120	TIP15	0.57
5PR25S302L200	2	A	30	20	25	35	-	200	RPMW1003	S401001	CS43	S40120	TIP15	0.75
5PR25S302L250	2	A	30	20	25	35	-	250	RPMW1003	S401001	CS43	S40120	TIP15	0.92
5PR25S302L300	2	A	30	20	25	35	-	300	RPMW1003	S401001	CS43	S40120	TIP15	1.11
5PR32S352L160	2	A	35	25	32	48	-	160	RPMW1003	S401001	CS43	S40120	TIP15	0.95
5PR32S352L200	2	A	35	25	32	48	-	200	RPMW1003	S401001	CS43	S40120	TIP15	1.20
5PR32S352L250	2	A	35	25	32	48	-	250	RPMW1003	S401001	CS43	S40120	TIP15	1.50
5PR32S352L300	2	A	35	25	32	48	-	300	RPMW1003	S401001	CS43	S40120	TIP15	1.80
5PR32S352L350	2	A	35	25	32	48	-	350	RPMW1003	S401001	CS43	S40120	TIP15	2.13
5PR32S353L160	3	A	35	25	32	48	-	160	RPMW1003	S401001	CS43	S40120	TIP15	0.91
5PR32S353L200	3	A	35	25	32	48	-	200	RPMW1003	S401001	CS43	S40120	TIP15	1.17
5PR32S353L250	3	A	35	25	32	48	-	250	RPMW1003	S401001	CS43	S40120	TIP15	1.49
5PR32S353L300	3	A	35	25	32	48	-	300	RPMW1003	S401001	CS43	S40120	TIP15	1.79
5PR32S353L350	3	A	35	25	32	48	-	350	RPMW1003	S401001	CS43	S40120	TIP15	2.11
6PR32S322L160	2	A	32	20	32	48	-	160	RPMT1204	S401001	CS43	S40120	TIP15	0.89
6PR32S322L200	2	A	32	20	32	48	-	200	RPMT1204	S401001	CS43	S40120	TIP15	1.16
6PR32S322L250	2	A	32	20	32	48	-	250	RPMT1204	S401001	CS43	S40120	TIP15	1.46
6PR32S403L160	3	A	40	28	32	48	-	160	RPMT1204	S401001	CS43	S40120	TIP15	0.93
6PR32S403L200	3	A	40	28	32	48	-	200	RPMT1204	S401001	CS43	S40120	TIP15	1.20
6PR32S403L250	3	A	40	28	32	48	-	250	RPMT1204	S401001	CS43	S40120	TIP15	1.51
6PR32S403L300	3	A	40	28	32	48	-	300	RPMT1204	S401001	CS43	S40120	TIP15	1.81
6PR32S504L160	4	A	50	38	32	48	-	160	RPMT1204	S401001	CS43	S40120	TIP15	1.03
6PR32S504L200	4	A	50	38	32	48	-	200	RPMT1204	S401001	CS43	S40120	TIP15	1.29
6PR32S504L250	4	A	50	38	32	48	-	250	RPMT1204	S401001	CS43	S40120	TIP15	1.59

轉下頁
See next page

EMR捨弃式端銑刀 EMR Indexable End Mill

適用 Suitable:三菱刀片r MITSUBISHI Insert

特殊型號 Special specification

型號 Specification	刃數 Teeth	圖示 Figure	尺寸 Size D	DS	d	L_1	L	刀片型號 Insert	刀片螺釘 Insert screw	壓板 Clamp	壓板螺釘 Screw	旗形扳手 Wrench	重量 Weight
EMR- 4PR15S162L160	2	A	16	8	15	40	160	RPMW0802	Y30701	CS34	Y30701	TIP8	0.20
4PR15S162L200	2	A	16	8	15	40	200	RPMW0802	Y30701	CS34	Y30701	TIP8	0.25
4PR16S172L160	2	A	17	9	16	40	160	RPMW0802	Y30701	CS34	Y30701	TIP8	0.23
4PR16S172L200	2	A	17	9	16	40	200	RPMW0802	Y30701	CS34	Y30701	TIP8	0.29
4PR19S202L160	2	A	20	12	19	60	160	RPMW0802	Y30701	CS34	Y30701	TIP8	0.32
4PR19S202L200	2	A	20	12	19	70	200	RPMW0802	Y30701	CS34	Y30701	TIP8	0.41
4PR20S212L160	2	A	21	13	20	60	160	RPMW0802	S40801	CS39	T3585	TIP15	0.36
4PR20S212L200	2	A	21	13	20	70	200	RPMW0802	S40801	CS39	T3585	TIP15	0.45
5PR20S212L160	2	A	21	11	20	60	160	RPMW1003	S40801	CS43	S401001	TIP15	0.38
5PR20S212L200	2	A	21	11	20	70	200	RPMW1003	S40801	CS43	S401001	TIP15	0.47
5PR24S252L160	2	A	25	15	24	60	160	RPMW1003	S40801	CS43	S401001	TIP15	0.51
5PR24S252L200	2	A	25	15	24	70	200	RPMW1003	S40801	CS43	S401001	TIP15	0.65
5PR24S252L250	2	A	25	15	24	80	250	RPMW1003	S40801	CS43	S401001	TIP15	0.83
5PR25S262L160	2	A	26	16	25	60	160	RPMW1003	S40801	CS43	S401001	TIP15	0.55
5PR25S262L200	2	A	26	16	25	70	200	RPMW1003	S40801	CS43	S401001	TIP15	0.70
5PR25S262L250	2	A	26	16	25	80	250	RPMW1003	S40801	CS43	S401001	TIP15	0.89

推薦切削條件 Cutting data table

切削速度 Cutting speed

被削材 Work Piece	硬度 Hardness	塗層 Coating F7030	VP15TF	硬質合金 Carbide UTI20T
軟鋼 Mild steel	＜180HB	200-300	200-300	100-200
碳素鋼 Carbon steel	HB180-280	130-200	130-200	100-160
合金鋼 Alloy steel	HB280-380	110-180	110-180	70-120
不銹鋼 Stainless steel	HRC35-45	80-140	80-140	60-100
高合金鋼 High alloy steel	300HB	90-160	90-160	70-120
調質鋼 Hardened steel	45-60HRC	-	50-100	40-70
SUS420	＜260HB	130-220	130-220	100-170
普通鑄鐵Common cast iron	Strength 350N/mm 2	-	130-220	100-170
鑄鐵Cast iron	Strength 360-500N/mm 2	-	100-180	80-140
	Strength 500-800N/mm 2	-	80-140	70-110

每刃進給量 (mm/feed)

刀片直徑	切深(mm) 1	2	3	4	5	6	7	8
08	0.40	0.30	0.20	0.10	-	-	-	-
10	0.40	0.35	0.30	0.20	0.10	-	-	-
12	0.50	0.40	0.30	0.25	0.23	0.20	-	-
16	0.6	0.5	0.45	0.40	0.33	0.30	0.25	0.20

主軸轉速 = $\frac{1000X切削速度}{3.14X刀具直徑}$

進給量=FZX刀具刃數XS

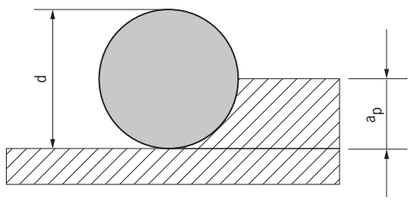

EMRT捨弃式端銑刀 EMRT Indexable End Mill

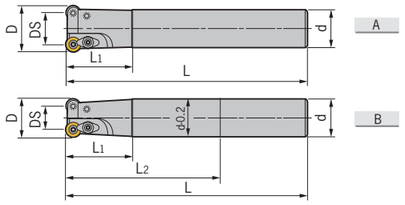

適用 Suitable:三菱刀片 MITSUBISHI Insert

型號 Specification	刃數 Teeth	圖示 Figure	尺寸 Size D	DS	d	L_1	L_2	L	刀片型號 Insert	刀片螺釘 Insert screw	壓板 Clamp	壓板螺釘 Screw	旗形扳手 Wrench	重量 Weight
EMRT- 4PR12S121L130	1	A	12	4	12	30	-	130	RPMT08T2	Y3060	-	-	TIP8	0.10
4PR16S162L160	2	A	16	8	16	40	-	160	RPMT08T2	Y30701	CS34	Y30701	TIP8	0.23
4PR16S162L200	2	B	16	8	16	40	100	200	RPMT08T2	Y30701	CS34	Y30701	TIP8	0.29
4PR20S202L160	2	A	20	12	20	60	-	160	RPMT08T2	Y30701	CS34	Y30701	TIP8	0.32
4PR20S202L200	2	B	20	12	20	70	100	200	RPMT08T2	Y30701	CS34	Y30701	TIP8	0.45
5PR20S202L160	2	A	20	10	20	60	-	160	RPMT10T3	S40801	CS39	T3585	TIP15	0.34
5PR20S202L200	2	B	20	10	20	70	100	200	RPMT10T3	S40801	CS39	T3585	TIP15	0.44
5PR20S252L160	2	A	25	15	20	40	-	160	RPMT10T3	S40801	CS43	S401001	TIP15	0.36
5PR20S252L200	2	A	25	15	20	40	-	200	RPMT10T3	S40801	CS43	S401001	TIP15	0.47
5PR25S252L160	2	A	25	15	25	60	-	160	RPMT10T3	S40801	CS43	S401001	TIP15	0.54
5PR25S252L200	2	B	25	15	25	70	100	200	RPMT10T3	S40801	CS43	S401001	TIP15	0.70
5PR25S252L250	2	B	25	15	25	80	115	250	RPMT10T3	S40801	CS43	S401001	TIP15	0.88
5PR20S302L110	2	A	30	20	20	30	-	110	RPMT10T3	S401001	CS43	S401001	TIP15	0.32
5PR25S302L160	2	A	30	20	25	35	-	160	RPMT10T3	S401001	CS43	S401001	TIP15	0.57
5PR25S302L200	2	A	30	20	25	35	-	200	RPMT10T3	S401001	CS43	S401001	TIP15	0.73
5PR25S302L250	2	A	30	20	25	35	-	250	RPMT10T3	S401001	CS43	S401001	TIP15	0.91
5PR32S352L160	2	A	35	25	32	48	-	160	RPMT10T3	S401001	CS43	S40120	TIP15	0.94
5PR32S352L200	2	A	35	25	32	48	-	200	RPMT10T3	S401001	CS43	S40120	TIP15	1.18
5PR32S352L250	2	A	35	25	32	48	-	250	RPMT10T3	S401001	CS43	S40120	TIP15	1.50
5PR32S352L300	2	A	35	25	32	48	-	300	RPMT10T3	S401001	CS43	S40120	TIP15	1.81
5PR32S352L350	2	A	35	25	32	48	-	350	RPMT10T3	S401001	CS43	S40120	TIP15	2.11
5PR32S353L160	3	A	35	25	32	48	-	160	RPMT10T3	S401001	CS43	S40120	TIP15	0.92
5PR32S353L200	3	A	35	25	32	48	-	200	RPMT10T3	S401001	CS43	S40120	TIP15	1.17
5PR32S353L250	3	A	35	25	32	48	-	250	RPMT10T3	S401001	CS43	S40120	TIP15	1.48
5PR32S353L300	3	A	35	25	32	48	-	300	RPMT10T3	S401001	CS43	S40120	TIP15	1.79
5PR32S353L350	3	A	35	25	32	48	-	350	RPMT10T3	S401001	CS43	S40120	TIP15	2.12

轉下頁
See next page

EMRT捨弃式端銑刀 EMRT Indexable End Mill

適用 Suitable:三菱刀片 MITSUBISHI Insert

特殊型號 Special size

型號 Specification	刃數 Teeth	圖示 Figure	尺寸 Size D	DS	d	L_1	L	刀片型號 Insert	刀片螺釘 Insert screw	壓板 Clamp	壓板螺釘 Screw	旗形扳手 Wrench	重量 Weight
EMRT- 4PR15S162L160	2	A	16	8	15	40	160	RPMT08T2	Y30701	CS34	Y30701	TIP8	0.20
4PR15S162L200	2	A	16	8	15	40	200	RPMT08T2	Y30701	CS34	Y30701	TIP8	0.26
4PR16S172L160	2	A	17	9	16	40	160	RPMT08T2	Y30701	CS34	Y30701	TIP8	0.21
4PR16S172L200	2	A	17	9	16	40	200	RPMT08T2	Y30701	CS34	Y30701	TIP8	0.29
4PR19S202L160	2	A	20	12	19	60	160	RPMT08T2	Y30701	CS34	Y30701	TIP8	0.30
4PR19S202L200	2	A	20	12	19	70	200	RPMT08T2	Y30701	CS34	Y30701	TIP8	0.41
4PR20S212L160	2	A	21	13	20	60	160	RPMT08T2	Y30701	CS34	Y30701	TIP8	0.33
4PR20S212L200	2	A	21	13	20	70	200	RPMT08T2	Y30701	CS34	Y30701	TIP8	0.46
5PR24S252L160	2	A	25	15	24	60	160	RPMT10T3	S40801	CS43	S401001	TIP15	0.51
5PR24S252L200	2	A	25	15	24	70	200	RPMT10T3	S40801	CS43	S401001	TIP15	0.65
5PR24S252L250	2	A	25	15	24	80	250	RPMT10T3	S40801	CS43	S401001	TIP15	0.82

推薦切削條件 Cutting data table

切削速度 Cutting speed 被削材 Work Piece	硬度 Hardness	塗層 Coating F7030	塗層 Coating VP15TF	硬質合金 Carbide UTI20T
軟鋼 Mild steel	＜180HB	200-300	200-300	100-200
碳素鋼 Carbon steel	HB180-280	130-200	130-200	100-160
合金鋼 Alloy steel	HB280-380	110-180	110-180	70-120
不銹鋼 Stainless steel	HRC35-45	80-140	80-140	60-100
高合金鋼 High alloy steel	300HB	90-160	90-160	70-120
調質鋼 Hardened steel	45-60HRC	-	50-100	40-70
SUS420	＜260HB	130-220	130-220	100-170
普通鑄鐵Common cast iron	Strength 350N/mm²	-	130-220	100-170
鑄鐵Cast iron	Strength 360-500N/mm²	-	100-180	80-140
	Strength 500-800N/mm²	-	80-140	70-110

每刃進給量 (mm/feed)

刀片直徑	切深(mm) 1	2	3	4	5	6	7	8
08	0.40	0.30	0.20	0.10	-	-	-	-
10	0.40	0.35	0.30	0.20	0.10	-	-	-
12	0.50	0.40	0.30	0.25	0.23	0.20	-	-
16	0.6	0.5	0.45	0.40	0.33	0.30	0.25	0.20

主軸轉速 = $\frac{1000X切削速度}{3.14X刀具直徑}$

進給量=FZX刀具刃數XS

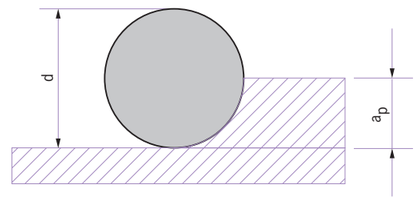

TRS捨弃式端銑刀 TRS Indexable Milling Cutter

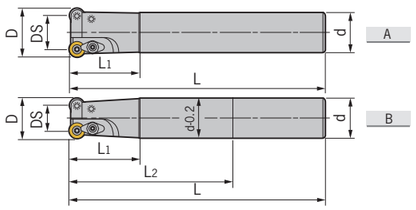

適用 Suitable:日立刀片 HITACHI Insert

型號 Specification	刃數 Teeth	圖示 Figure	尺寸 Size D	DS	d	L_1	L_2	L	刀片型號 Insert	刀片螺釘 Insert screw	壓板 Clamp	壓板螺釘 Screw	旗形扳手 Wrench	重量 Weight
TRS- 4PR12S121L130	1	A	12	4	12	35	-	130	RDMT0802	Y3060	-	-	TIP8	0.10
4PR16S162L160	2	A	16	8	16	50	-	160	RDMT0802	Y30701	CS34	Y30701	TIP8	0.23
4PR16S162L200	2	B	16	8	16	50	100	200	RDMT0802	Y30701	CS34	Y30701	TIP8	0.29
4PR20S202L160	2	A	20	12	20	60	-	160	RDMT0802	Y30701	CS34	Y30701	TIP8	0.35
4PR20S202L200	2	B	20	12	20	70	100	200	RDMT0802	Y30701	CS34	Y30701	TIP8	0.34
5PR20S202L160	2	A	20	10	20	60	-	160	RDMT10T3	R40802	CS39	T3585	TIP15	0.35
5PR20S202L200	2	B	20	10	20	70	100	200	RDMT10T3	R40802	CS39	T3585	TIP15	0.44
5PR20S252L160	2	A	25	15	20	40	-	160	RDMT10T3	R40802	CS43	S401001	TIP15	0.26
5PR20S252L200	2	A	25	15	20	40	-	200	RDMT10T3	R40802	CS43	S401001	TIP15	0.46
5PR25S252L160	2	A	25	15	25	60	-	160	RDMT10T3	R40802	CS43	S401001	TIP15	0.54
5PR25S252L200	2	B	25	15	25	70	100	200	RDMT10T3	R40802	CS43	S401001	TIP15	0.69
5PR25S252L250	2	B	25	15	25	80	150	250	RDMT10T3	R40802	CS43	S401001	TIP15	0.87
5PR25S302L160	2	A	30	20	25	40	-	160	RDMT10T3	R40802	CS43	S401001	TIP15	0.57
5PR25S302L200	2	A	30	20	25	40	-	200	RDMT10T3	R40802	CS43	S401001	TIP15	0.72
5PR25S302L250	2	A	30	20	25	40	-	250	RDMT10T3	R40802	CS43	S401001	TIP15	0.91
5PR32S322L160	2	A	32	22	32	48	-	160	RDMT10T3	R4090	CS43	S40120	TIP15	0.96
5PR32S322L200	2	A	32	22	32	48	-	200	RDMT10T3	R4090	CS43	S40120	TIP15	1.22
5PR32S322L250	2	A	32	22	32	48	-	250	RDMT10T3	R4090	CS43	S40120	TIP15	1.55
5PR32S352L160	2	A	35	25	32	48	-	160	RDMT10T3	R4090	CS43	S40120	TIP15	0.94
5PR32S352L200	2	A	35	25	32	48	-	200	RDMT10T3	R4090	CS43	S40120	TIP15	1.19
5PR32S352L250	2	A	35	25	32	48	-	250	RDMT10T3	R4090	CS43	S40120	TIP15	1.50
5PR32S352L300	2	A	35	25	32	48	-	300	RDMT10T3	R4090	CS43	S40120	TIP15	1.81
5PR32S352L350	2	A	35	25	32	48	-	350	RDMT10T3	R4090	CS43	S40120	TIP15	2.12
5PR32S353L160	3	A	35	25	32	48	-	160	RDMT10T3	R4090	CS43	S40120	TIP15	0.91
5PR32S353L200	3	A	35	25	32	48	-	200	RDMT10T3	R4090	CS43	S40120	TIP15	1.16
5PR32S353L250	3	A	35	25	32	48	-	250	RDMT10T3	R4090	CS43	S40120	TIP15	1.48
5PR32S353L300	3	A	35	25	32	48	-	300	RDMT10T3	R4090	CS43	S40120	TIP15	1.79
5PR32S353L350	3	A	35	25	32	48	-	350	RDMT10T3	R4090	CS43	S40120	TIP15	2.10
6PR25S322L160	2	A	32	20	25	48	-	160	RDMT1204	R401002	CS43	S40120	TIP15	0.94
6PR25S322L200	2	A	32	20	25	48	-	200	RDMT1204	R401002	CS43	S40120	TIP15	1.19
6PR25S322L250	2	A	32	20	25	48	-	250	RDMT1204	R401002	CS43	S40120	TIP15	1.50
6PR32S322L160	2	A	32	20	32	48	-	160	RDMT1204	R401002	CS43	S40120	TIP15	0.96
6PR32S322L200	2	A	32	20	32	48	-	200	RDMT1204	R401002	CS43	S40120	TIP15	1.22
6PR32S322L250	2	A	32	20	32	48	-	250	RDMT1204	R401002	CS43	S40120	TIP15	1.55
6PR32S322L300	2	A	32	20	32	48	-	300	RDMT1204	R401002	CS43	S40120	TIP15	1.91
6PR32S403L160	3	A	40	28	32	48	-	160	RDMT1204	R401002	CS43	S40120	TIP15	0.88
6PR32S403L200	3	A	40	28	32	48	-	200	RDMT1204	R401002	CS43	S40120	TIP15	1.19
6PR32S403L250	3	A	40	28	32	48	-	250	RDMT1204	R401002	CS43	S40120	TIP15	1.49

轉下頁
See next page

TRS捨弃式端銑刀 TRS Indexable Milling Cutter

適用 Suitable:日立刀片 HITACHI Insert

特殊型號 Special specification

型號 Specification	刃數 Teeth	圖示 Figure	尺寸 Size D	DS	d	L_1	L	刀片型號 Insert	刀片螺釘 Insert screw	壓板 Clamp	壓板螺釘 Screw	旗形扳手 Wrench	重量 Weight
TRS- 4PR15S161L160	1	A	16	8	15	50	160	RDMT0802	Y30701	CS34	Y30701	TIP8	0.20
4PR15S162L160	2	A	16	8	15	50	160	RDMT0802	Y30701	CS34	Y30701	TIP8	0.20
4PR15S162L200	2	A	16	8	15	50	200	RDMT0802	Y30701	CS34	Y30701	TIP8	0.26
4PR16S172L160	2	A	17	9	16	50	160	RDMT0802	Y30701	CS34	Y30701	TIP8	0.23
4PR16S172L200	2	A	17	9	16	50	200	RDMT0802	Y30701	CS34	Y30701	TIP8	0.30
4PR19S202L160	2	A	20	12	19	60	160	RDMT0802	Y30701	CS34	Y30701	TIP8	0.30
4PR19S202L200	2	A	20	12	19	70	200	RDMT0802	Y30701	CS34	Y30701	TIP8	0.41
4PR20S212L160	2	A	21	13	20	60	160	RDMT0802	Y30701	CS34	Y30701	TIP8	0.35
4PR20S212L200	2	A	21	13	20	70	200	RDMT0802	Y30701	CS34	Y30701	TIP8	0.45
5PR24S252L160	2	A	25	15	24	60	160	RDMT10T3	R40802	CS43	S401001	TIP15	0.50
5PR24S252L200	2	A	25	15	24	70	200	RDMT10T3	R40802	CS43	S401001	TIP15	0.64
5PR24S252L250	2	A	25	15	24	80	250	RDMT10T3	R40802	CS43	S401001	TIP15	0.82
5PR25S262L160	2	A	26	16	25	60	160	RDMT10T3	R40802	CS43	S401001	TIP15	0.54
5PR25S262L200	2	A	26	16	25	70	200	RDMT10T3	R40802	CS43	S401001	TIP15	0.70
5PR25S262L250	2	A	26	16	25	80	250	RDMT10T3	R40802	CS43	S401001	TIP15	0.89

推薦切削條件 Suggest cutting data

切削速度 Cutting speed

被削材 Work Piece	硬度 Hardness	刀片材質Insert material CY150	CY250	CY25	CF30	CY100H	WH10
一般鋼Steel	＜200HB	-	150-250	-	-	-	-
	＜30HRC	-	120-230	-	-	-	-
碳素鋼Carbon 合金鋼Alloy steel	30-40HRC	-	100-200	-	-	-	-
	35-40HRC	-	60-150	-	-	-	-
	45-55HRC	60-100	-	-	-	-	-
不銹鋼Stainless steel	extend intension 350N/mm²	-	150-240	-	150-240	-	-
普通鑄鐵 Common cast iron	FC FCD	-	-	-	-	100-220	-
						-	100-220

每刃進給量(mm/feed)

刀片直徑	切深(mm) 1	2	3	4	5	6	7	8
08	0.40	0.30	0.20	0.10	-	-	-	-
10	0.40	0.35	0.30	0.20	0.10	-	-	-
12	0.50	0.40	0.30	0.25	0.23	0.20	-	-
16	0.6	0.5	0.45	0.40	0.33	0.30	0.25	0.20

主軸轉速= $\frac{1000X切削速度}{3.14X刀具直徑}$

進給量=FZX刀具刃數XS

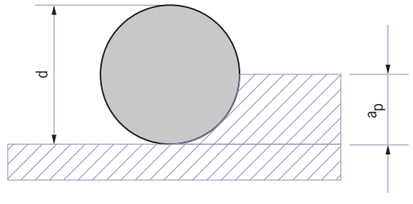

RCF球形中粗刀 RCF Ball-nose Indexable Cutter For Roughing

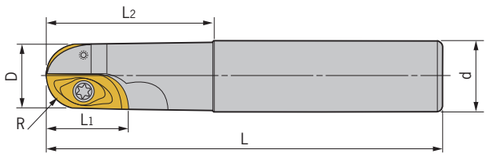

適用 Suitable:日立刀片 HITACHI Insert

型號 Specification	刃數 Teeth	尺寸 Size R	D	d	L1	L2	L	刀片型號 Insert	刀片螺釘 Insert screw	旗形扳手 Wrench	重量 Weight
RCF- 10RR20L160	2	10	20	20	18	60	160	ZCEW100CE ZCEW100SE	D3075 T3095	TIP8	0.30
10RR20L200	2	10	20	20	18	70	200			TIP8	0.45
10RR25L160	2	10	20	25	18	60	160			TIP8	0.55
10RR25L200	2	10	20	25	18	70	200			TIP8	0.65
10RR25L250	2	10	20	25	18	80	250			TIP8	0.75
10RR32L250	2	10	20	32	18	90	250			TIP8	1.10
10RR32L300	2	10	20	32	18	110	300			TIP8	1.30
125RR25L160	2	12.5	25	25	23	60	160	ZCEW125CE ZCEW125SE	D40803 D401103	TIP15	0.55
125RR25L200	2	12.5	25	25	18	70	200			TIP15	0.70
125RR32L200	2	12.5	25	32	23	80	200			TIP15	0.90
125RR32L250	2	12.5	25	32	23	90	250			TIP15	1.20
125RR32L300	2	12.5	25	32	23	110	300			TIP15	1.45
15RR32L160	2	15	30	32	28	60	160	ZCEW150CE ZCEW150SE	D501203	TIP20	0.80
15RR32L200	2	15	30	32	28	70	200			TIP20	1.10
15RR32L250	2	15	30	32	28	80	250			TIP20	1.40
15RR32L300	2	15	30	32	28	110	300			TIP20	1.70
15RR32L350	2	15	30	32	28	110	350			TIP20	2.00

RCFL球形中粗刀 RCFL Ball-nose Indexable Cutter For Roughing

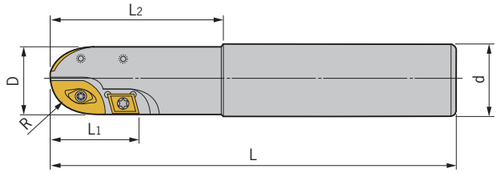

適用 Suitable:日立刀片 HITACHI Insert

型號 Specification	刃數 Teeth	尺寸 Size R	D	d	L1	L2	L	刀片型號 Insert	刀片螺釘 Insert screw	旗形扳手 Wrench	重量 Weight
RCFL- 10RR20L160	2	10	20	20	18	60	160	ZCEW100CE ZCEW100SE CPMT080204	T3095 T3075 T2560	TIP8	0.35
10RR20L200	2	10	20	20	18	70	200			TIP8	0.45
10RR25L160	2	10	20	25	18	60	160			TIP8	0.50
10RR25L200	2	10	20	25	18	70	200			TIP8	0.65
10RR25L250	2	10	20	25	18	80	250			TIP8	0.75
10RR32L250	2	10	20	32	18	115	250			TIP8	1.15
10RR32L300	2	10	20	32	18	115	300			TIP8	1.40
125RR25L160	2	12.5	25	25	23	60	160	ZCEW125CE ZCEW125SE CPMT090308	T40113 D40803	TIP15	0.50
125RR25L200	2	12.5	25	25	18	70	200			TIP15	0.70
125RR32L160	2	12.5	25	32	23	70	160			TIP15	0.60
125RR32L200	2	12.5	25	32	23	80	200			TIP15	0.90
125RR32L250	2	12.5	25	32	23	90	250			TIP15	1.20
125RR32L300	2	12.5	25	32	23	105	300			TIP15	1.45
15RR32L160	2	15	30	32	28	60	160	ZCEW150CE ZCEW150SE CPMT090308	T5123 D40803	TIP15/TIP20	0.85
15RR32L200	2	15	30	32	28	70	200			TIP15/TIP20	1.10
15RR32L250	2	15	30	32	28	80	250			TIP15/TIP20	1.40
15RR32L300	2	15	30	32	28	100	300			TIP15/TIP20	1.70
15RR32L350	2	15	30	32	28	100	350			TIP15/TIP20	2.00

BF球頭精加工立銑刀 BF Ball-nose Milling Cutter For Finishing

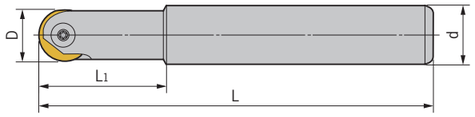

適用 Suitable:瓦爾特刀片 WALTER Insert

型號 Specification	尺寸 Size D	d	L1	L	刀片型號 Insert	刀片螺釘 Insert screw	扳手 Wrench	重量 Weight
BF-4HR12L100	8	12	25	100	P3200-D08	W30704R	TIP8	0.10
4HR12L130	8	12	25	130	P3200-D08	W30704R	TIP8	0.10
4HR12L160	8	12	30	160	P3200-D08	W30704R	TIP8	0.12
5HR10L100	10	10	30	100	P3200-D10	W40905R	TIP15	0.05
5HR12L130	10	12	30	130	P3200-D10	W40905R	TIP15	0.10
5HR12L160	10	12	35	160	P3200-D10	W40905R	TIP15	0.12
6HR12L130	12	12	30	130	P3200-D12	W50906R	TIP20	0.10
6HR12L160	12	12	30	160	P3200-D12	W50906R	TIP20	0.15
6HR16L160	12	16	30	160	P3200-D12	W50906R	TIP20	0.13
8HR16L120	16	16	30	120	P3200-D16	W501308R	TIP20	0.23
8HR16L160	16	16	30	160	P3200-D16	W501308R	TIP20	0.20
8HR16L180	16	16	35	180	P3200-D16	W501308R	TIP20	0.26
8HR16L200	16	16	45	200	P3200-D16	W501308R	TIP20	0.29
10HR20L160	20	20	30	160	P3200-D20	W5017010R	TIP20	0.35
10HR20L200	20	20	35	200	P3200-D20	W5017010R	TIP20	0.45
10HR25L160	20	25	30	160	P3200-D20	W5017010R	TIP20	0.44
10HR25L200	20	25	60	200	P3200-D20	W5017010R	TIP20	0.62
10HR25L250	20	25	50	250	P3200-D20	W5017010R	TIP20	0.80
125HR25L160	25	25	35	160	P3202-D25	W60210125R	T30	0.54
125HR25L200	25	25	40	200	P3202-D25	W60210125R	T30	0.70
125HR25L250	25	25	60	250	P3202-D25	W60210125R	T30	0.88
125HR32L200	25	32	50	200	P3202-D25	W60210125R	T30	0.91
125HR32L250	25	32	85	250	P3202-D25	W60210125R	T30	1.01
16HR32L200	32	32	55	200	P3201-D32	W80250160R	T30	1.13
16HR32L250	32	32	70	250	P3201-D32	W80250160R	T30	1.44
16HR32L300	32	32	80	300	P3201-D32	W80250160R	T30	1.77

工件材料 Work Piece	刀片材質 Insert material	切削速度 Cutting speed	進給量Feed FZ(mm/tool)	ap(mm)
軟鋼Mild steel <200HB	WAK15、WAP25 WAP35、WXM254 WXK15	60-180	0.10-0.25	0.5-1.0
合金鋼Alloy steel <30HRC		60-180	0.10-0.25	0.5-1.0
合金鋼Alloy steel 30-40HRC		50-120	0.10-0.20	0.5-1.0
不銹鋼Stainless steel		50-120	0.10-0.25	0.5-1.0
鑄鐵Cast iron SUS	WTA21、WTA51 WEC20、WPM	80-180	0.10-0.40	0.5-1.0
鋁合金Aluminum&alloys 銅Copper		200-400	0.10-0.40	0.5-1.0

特 點 / Feature

■切削能力及精準度均佳，排削良好，高速切削亦穩定，同一片刀片有很寬的應用範圍。它鋒利的切削刃很容易切削淬硬到HRC60鋼以及不銹鋼球墨鑄鐵、鋁、鋅合金和石墨，應用于造模具用的材料的精加工以及航空工業內的燃汽輪機葉片的制造。

300R/400R直角高速端銑刀 300R/400R High Speed Indexable End Mill

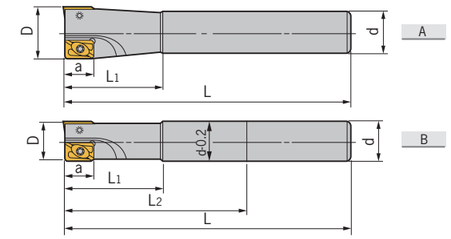

適用 Suitable:三菱刀片 MITSUBISHI Insert

型號 Specification	刃數 Teeth	圖示 Figure	尺寸 Size D	d	a	L1	L2	L	刀片型號 Insert	刀片螺釘 Insert screw	旗形扳手 Wrench	重量 Weight
300R-11R10S101L100	1	A	10	10	9	25	-	100	APMT1135	T2550	TIP8	0.05
11R12S122L130	1	A	12	12	9	30	-	130	APMT1135	T2550	TIP8	0.10
11R16S162L120	2	A	16	16	9	40	-	120	APMT1135	T2560	TIP8	0.17
11R16S162L160	2	A	16	16	9	50	-	160	APMT1135	T2560	TIP8	0.23
11R16S162L180	2	B	16	16	9	60	90	180	APMT1135	T2560	TIP8	0.26
11R16S162L200	2	B	16	16	9	60	100	200	APMT1135	T2560	TIP8	0.29
11R20S202L120	2	A	20	20	9	50	-	120	APMT1135	T2560	TIP8	0.26
11R20S202L160	2	A	20	20	9	60	-	160	APMT1135	T2560	TIP8	0.36
11R20S202L200	2	B	20	20	9	70	100	200	APMT1135	T2560	TIP8	0.46
400R-16R25S252L160	2	A	25	25	14	70	-	160	APMT1604	S40801	TIP15	0.55
16R25S252L200	2	B	25	25	14	70	100	200	APMT1604	S40801	TIP15	0.70
16R25S252L250	2	B	25	25	14	80	115	250	APMT1604	S40801	TIP15	0.89
16R25S252L300	2	B	25	25	14	80	165	300	APMT1604	S40801	TIP15	1.07
16R25S302L160	2	A	30	25	14	48	-	160	APMT1604	S401001	TIP15	0.81
16R25S302L200	2	B	30	25	14	48	100	200	APMT1604	S401001	TIP15	1.11
16R25S302L250	2	B	30	25	14	48	115	250	APMT1604	S401001	TIP15	1.42
16R32S322L160	2	A	32	32	14	48	-	160	APMT1604	S401001	TIP15	0.86
16R32S322L200	2	B	32	32	14	48	100	200	APMT1604	S401001	TIP15	1.16
16R32S322L250	2	B	32	32	14	48	115	250	APMT1604	S401001	TIP15	1.47
16R32S322L300	2	B	32	32	14	48	165	300	APMT1604	S401001	TIP15	1.77
16R32S352L160	2	A	35	32	14	48	-	160	APMT1604	S401001	TIP15	0.95
16R32S352L200	2	A	35	32	14	48	-	200	APMT1604	S401001	TIP15	1.20
16R32S352L250	2	A	35	32	14	60	-	250	APMT1604	S401001	TIP15	1.51
16R32S352L300	2	A	35	32	14	60	-	300	APMT1604	S401001	TIP15	1.83
16R32S353L160	3	A	35	32	14	60	-	160	APMT1604	S401001	TIP15	0.94
16R32S353L200	3	A	35	32	14	60	-	200	APMT1604	S401001	TIP15	1.20
16R32S353L250	3	A	35	32	14	60	-	250	APMT1604	S401001	TIP15	1.51
16R32S353L300	3	A	35	32	14	60	-	300	APMT1604	S401001	TIP15	1.82
16R32S353L350	3	A	35	32	14	60	-	350	APMT1604	S401001	TIP15	2.13
16R32S353L400	3	A	35	32	14	60	-	400	APMT1604	S401001	TIP15	2.46
16R32S353L450	3	A	35	32	14	60	-	450	APMT1604	S401001	TIP15	2.78
16R32S353L500	3	A	35	32	14	60	-	500	APMT1604	S401001	TIP15	3.07
16R32S403L200	3	A	40	32	14	60	-	200	APMT1604	S401001	TIP15	1.24
16R32S403L250	3	A	40	32	14	60	-	250	APMT1604	S401001	TIP15	1.55
16R32S403L300	3	A	40	32	14	60	-	300	APMT1604	S401001	TIP15	1.88

轉下頁
See next page

300R/400R直角高速端銑刀 300R/400R High Speed Indexable End Mill

適用 Suitable:三菱刀片 MITSUBISHI Insert

特殊型號 Special size

型號 Specification	刃數 Teeth	圖示 Figure	尺寸 Size D	d	a	L1	L	刀片型號 Insert	刀片螺釘 Insert screw	旗形扳手 Wrench	重量 Weight
300R- 11R12S131L130	1	A	13	12	9	25	130	APMT1135	T2560	TIP8	0.11
11R15S162L120	2	A	16	15	9	40	120	APMT1135	T2560	TIP8	0.15
11R15S162L160	2	A	16	15	9	40	160	APMT1135	T2560	TIP8	0.21
11R15S162L180	2	A	16	15	9	40	180	APMT1135	T2560	TIP8	0.24
11R15S162L200	2	A	16	15	9	40	200	APMT1135	T2560	TIP8	0.26
11R156S162L160	2	A	16	15.6	9	50	160	APMT1135	T2560	TIP8	0.22
11R156S162L200	2	A	16	15.6	9	50	200	APMT1135	T2560	TIP8	0.28
11R16S172L120	2	A	17	16	9	50	120	APMT1135	T2560	TIP8	0.17
11R16S172L160	2	A	17	16	9	50	160	APMT1135	T2560	TIP8	0.24
11R16S172L180	2	A	17	16	9	50	180	APMT1135	T2560	TIP8	0.27
11R16S172L200	2	A	17	16	9	50	200	APMT1135	T2560	TIP8	0.30
11R19S202L160	2	A	20	19	9	50	160	APMT1135	T2560	TIP8	0.33
11R19S202L200	2	A	20	19	9	50	200	APMT1135	T2560	TIP8	0.42
11R20S212L160	2	A	21	20	9	50	160	APMT1135	T2560	TIP8	0.39
11R20S212L200	2	A	21	20	9	50	200	APMT1135	T2560	TIP8	0.47
400R- 16R24S252L160	2	A	25	24	14	50	160	APMT1604	S40801	TIP15	0.51
16R24S252L200	2	A	25	24	14	50	200	APMT1604	S40801	TIP15	0.65
16R24S252L250	2	A	25	24	14	50	250	APMT1604	S40801	TIP15	0.83
16R25S262L160	2	A	26	25	14	50	160	APMT1604	S40801	TIP15	0.56
16R25S262L200	2	A	26	25	14	50	200	APMT1604	S40801	TIP15	0.71
16R25S262L250	2	A	26	25	14	50	250	APMT1604	S40801	TIP15	0.90

工件材料 Work Piece		硬度 Hardness	切削速度 Cutting speed	每齒進給量FZ(mm/齒) Feed
軟鋼Mild steel		＜180HB	120-200	0.05-0.2
碳素鋼Carbon steel		180-280HB	100-200	0.05-0.25
合金鋼Alloy steel		280-350HB	80-160	0.05-0.25
高硬度鋼Hardened steel		＞40HRC	50-100	0.05-0.15
不銹鋼Stainless steel		＜200HB以下	80-160	0.05-0.25
普通鑄鐵FC250		伸張强度Flex strength＜350N/mm²	100-160	0.1-0.25
＜FCD450	鑄鐵	伸張强度Flex strength＜450N/mm²	80-140	0.1-0.25
＜FCD500	Cast iron	伸張强度Flex strength500-800N/mm²	60-120	0.05-0.25

AJU過中心鑽銑刀 AJU Cutter For Centering And Drilling

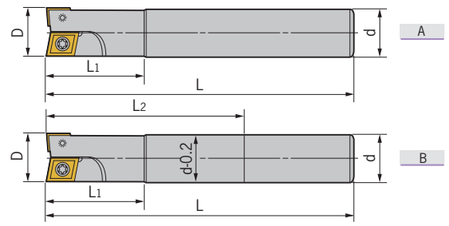

適用 Suitable:日立刀片 HITACHI Insert

型號 Specification	刃數 Teeth	圖示 Figure	尺寸 Size D	d	L1	L2	L	刀片型號 Insert	刀片螺釘 Insert screw	旗形扳手 Wrench	重量 Weight
AJU- 06R10S101L100	1	A	10	10	30	-	100	CCMT060204	T2550	TIP8	0.05
06R10S101L130	1	A	10	10	30	-	130	CCMT060204	T2550	TIP8	0.07
08R12S121L130	1	A	12	12	30	-	130	CPMT080204Z	T2560	TIP8	0.10
0608R16S162L120	2	A	16	16	35	-	120	CCMT060204 CPMT080204Z	T2560	TIP8	0.20
0608R16S162L160	2	A	16	16	35	-	160			TIP8	0.23
0608R16S162L180	2	B	16	16	35	90	180			TIP8	0.26
0608R16S162L200	2	A	16	16	40	100	200			TIP8	0.29
0609R20S202L160	2	A	20	20	50	-	160	CCMT060204 CPMT090204Z	T2560 R35801	TIP8	0.36
0609R20S202L200	2	B	20	20	60	100	200			TIP15	0.45
0912R25S252L160	2	A	25	25	60	-	160	CPMT090308 CPMT120308Z	R40802	TIP15	0.54
0912R25S252L200	2	A	25	25	70	100	200			TIP15	0.70
0912R25S252L250	2	B	25	25	80	115	250			TIP15	0.88
1216R32S322L200	2	B	32	32	60	100	200	CPMT120408 120430 CPMT160408Z 160430Z	Y501104	TIP20	1.12
1216R32S322L250	2	B	32	32	70	115	250			TIP20	1.41
1216R32S322L300	2	B	32	32	80	165	300			TIP20	1.71

適用 Suitable:日立刀片 HITACHI Insert

特殊型號 Special size

型號 Specification	刃數 Teeth	圖示 Figure	尺寸 Size D	d	L1	L	刀片型號 Insert	刀片螺釘 Insert screw	旗形扳手 Wrench	重量 Weight
AJU-0608R15S162L120	2	A	16	15	35	120	CCMT060204 CPMT080204Z	T2560	TIP8b	0.15
0608R15S162L160	2	A	16	15	35	160			TIP8b	0.21
0608R15S162L180	2	A	16	15	40	180			TIP8b	0.23
0608R15S162L200	2	A	16	15	40	200			TIP8b	0.26
0609R19S202L160	2	A	20	19	35	160	CCMT060204 CPMT090204Z	T2560 R35801	TIP8b	0.33
0609R19S202L200	2	A	20	19	40	200			TIP15b	0.42
0912R24S252L160	2	A	25	24	35	160	CPMT090308 CPMT120308Z	R40802	TIP15b	0.51
0912R24S252L200	2	A	25	24	35	200			TIP15b	0.65
0912R24S252L250	2	A	25	24	40	250			TIP15b	0.83

轉下頁
See next page

特 點 / Feature

■從盲孔直式進刀及銑刀橫式進刀加工均無阻力。■使用于模具加工。■切削角=90度。

AJU過中心鑽銑刀 AJU Centering And Drilling Cutter

特殊型號 Special specification

型號 Specification	圖示 Figure	尺寸 Size A	尺寸 Size B	刀片螺釘 Insert screw	旗形扳手 Wrench
CCMT060204	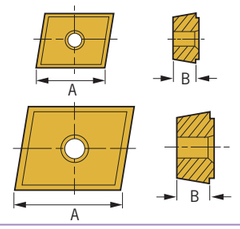	6.35	2.38	T2550	TIP8
CCMT090308		9.525	3.18	R35801	TIP15
CCMT120408		12.7	4.76	R40802	TIP15
CCMT080204Z		7.94	2.38	T2560	TIP8
CCMT090204Z		9.525	2.38	R35801	TIP15
CCMT120308Z		12.7	3.18	R40802	TIP15
CCMT160408Z		15.875	4.76	Y501104	TIP20
CCMT190408Z		19.05	4.76	Y501104	TIP20

被削材 Cutting material	刀片材質 Insert material	切削速度 Cutting speed	加工情況 Processing situation	Φ16 轉速 r/min	Φ16 進給 mm/min	Φ20 轉速 r/min	Φ20 進給 mm/min	Φ25 轉速 r/min	Φ25 進給 mm/min	Φ32 轉速 r/min	Φ32 進給 mm/min
軟鋼 HRC22 以下	HC844 EX35	80-150	肩削	2980	420	2400	384	1910	382	1500	450
			型腔銑	2980	1200	2400	1150	1910	1150	1500	1350
			鑽銑	1600	130	1600	130	1270	130	1500	150
碳素鋼 合金鋼 30HRC以下	HC844 EX35	65-120	肩削	2980	420	2400	384	1910	382	1500	450
			型腔銑	2980	1200	2400	1150	1910	1150	1500	1350
			鑽銑	1280	100	1280	100	1020	100	1200	120
碳素鋼 合金鋼 30-40HRC	HC844 EX35	40-80	肩削	1600	224	1270	203	1020	204	800	240
			型腔銑	1600	660	1270	530	1020	640	800	700
			鑽銑	700	60	720	60	570	60	680	70
不銹鋼 Stainless steel	HC844	60-110	肩削	2000	280	1600	265	1270	254	1050	320
			型腔銑	2000	800	1600	770	1270	770	1050	960
			鑽銑	1120	90	1120	90	890	90	1050	100
鑄鐵 Cast iron	WH10	40-80	肩削	3000	600	2400	480	1910	380	1500	450
			型腔銑	3000	1250	2400	1000	1910	1200	1500	1320
			鑽銑	700	60	720	60	570	60	680	70

R390捨弃式端銑刀 R390 Indexable End Mill

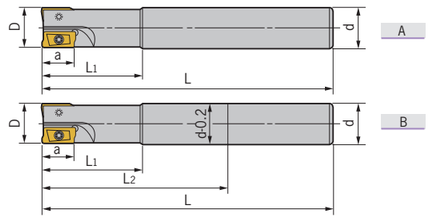

適用 Suitable:山特維克刀片 SANDVIK Insert

型號 Specification	刃數 Teeth	圖示 Figure	尺寸 Size D	d	a	L1	L2	L	刀片型號 Insert	刀片螺釘 Insert screw	旗形扳手 Wrench	重量 Weight
R390-11R15S162L160	2	A	16	15	10	25	-	160	R390-11T308	T2550	TIP8	0.20
11R15S162L200	2	A	16	15	10	25	-	200	R390-11T308	T2550	TIP8	0.23
11R156S162L160	2	A	16	15.6	10	25	-	160	R390-11T308	T2550	TIP8	0.22
11R156S162L200	2	A	16	15.6	10	25	-	200	R390-11T308	T2550	TIP8	0.25
11R16S162L160	2	A	16	16	10	25	-	160	R390-11T308	T2550	TIP8	0.23
11R16S162L180	2	B	16	16	10	25	90	180	R390-11T308	T2550	TIP8	0.26
11R19S202L160	2	A	20	19	10	25	-	160	R390-11T308	T2560	TIP8	0.33
11R19S202L180	2	A	20	19	10	25	-	180	R390-11T308	T2560	TIP8	0.37
11R20S202L160	2	A	20	20	10	25	-	160	R390-11T308	T2560	TIP8	0.35
11R20S202L200	2	B	20	20	10	25	100	200	R390-11T308	T2560	TIP8	0.45
17R24S252L160	2	A	25	24	17	50	-	160	R390-170408	T3585	TIP15	0.51
17R24S252L200	2	A	25	24	17	50	-	200	R390-170408	T3585	TIP15	0.64
17R24S252L250	2	A	25	24	17	50	-	250	R390-170408	T3585	TIP15	0.82
17R25S252L160	2	A	25	25	17	60	-	160	R390-170408	T3585	TIP15	0.55
17R25S252L200	2	B	25	25	17	60	100	200	R390-170408	T3585	TIP15	0.70
17R25S252L250	2	B	25	25	17	60	100	250	R390-170408	T3585	TIP15	0.89

TCP强力立銑刀 TCP Power Milling Cutter

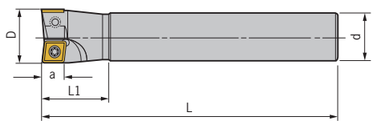

適用 Suitable:德克、日立刀片 DEREK Or HITACHI Insert

型號 Specification	刃數 Teeth	尺寸 Size D	d	a	L1	L	刀片型號 Insert	刀片螺釘 Insert screw	旗形扳手 Wrench	重量 Weight
TCP- 06R16S162L160	2	16	16	6	50	160	CCMT060204	T2560	TIP8	0.23
06R16S162L200	2	16	16	6	60	200	CCMT060204	T2560	TIP8	0.26
08R20S202L160	2	20	20	8	60	160	CPMT080204	T2560	TIP8	0.35
08R20S202L200	2	20	20	8	70	200	CPMT080204	T2560	TIP8	0.45
09R25S252L160	2	25	25	9	80	160	CPMT090308	R40802	TIP15	0.55
09R25S252L200	2	25	25	9	70	200	CPMT090308	R40802	TIP15	0.70
12R25S302L160	2	30	25	12	48	160	CPMT120408	Y501104	TIP20	0.53
12R25S302L200	2	30	25	12	48	200	CPMT120408	Y501104	TIP20	0.72
12R25S302L250	2	30	25	12	48	250	CPMT120408	Y501104	TIP20	0.92
12R32S352L160	2	35	32	12	48	160	CPMT120408	Y501104	TIP20	0.86
12R32S352L200	2	35	32	12	48	200	CPMT120408	Y501104	TIP20	1.18
12R32S352L250	2	35	32	12	48	250	CPMT120408	Y501104	TIP20	1.49
12R32S353L160	3	35	32	12	48	160	CPMT120408	Y501104	TIP20	0.94
12R32S353L200	3	35	32	12	48	200	CPMT120408	Y501104	TIP20	1.20
12R32S353L250	3	35	32	12	48	250	CPMT120408	Y501104	TIP20	1.51

ATS-T型槽端銑刀 ATS T-Slot Milling Cutter

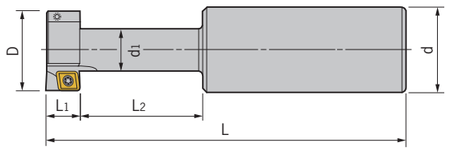

適用 Suitable:日立刀片 HITACHI Insert

型號 Specification	刃數 Teeth	尺寸 Size D	d	d1	L1	L2	L	刀片型號 Insert	刀片螺釘 Insert screw	旗形扳手 Wrench	重量 Weight
ATS-06R25S252L110E11	2	25	25	12.5	11	21	110	CCMT060204	T2560	TIP8	0.35
08R32S322L120E14	2	32	32	16	14	30	120	CPMT080204	T2560	TIP8	0.55
09R32S404L130E18	4	40	32	20	18	32	130	CCMT09T308	S401001	TIP15	0.70
12R32S504L140E22	4	50	32	26	22	39	140	CCMT120408	Y501101	TIP20	0.95

刀片材質 Insert material	主要切削用途 鑄鐵cast iron
MP37	不銹鋼stainless steel 合金鋼alloy steel
NL92	

ASL鑽銑共用型銑刀(短刃型) ASL Cutter for Drilling And Milling

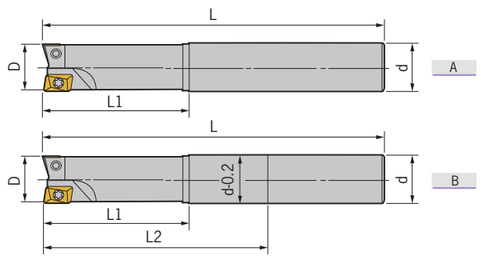

適用 Suitable:日立刀片 HITACHI Insert

型號 Specification	刃數 Teeth	圖示 Figure	尺寸 Size D	d	L1	L2	L	橫刀片 Cross insert	豎刀片 Vertical insert	刀片螺釘 Insert screw	旗形扳手 Wrench	重量 Weight
ASL- 10RLR20S202L160	2	A	20	20	35	-	160	ADMT100308L	ACMT100308R	T2560	TIP8	0.35
10RLR20S202L200	2	B	20	20	35	100	200	ADMT100308L	ACMT100308R	T2560	TIP8	0.45
12RLR25S252L150	2	A	25	25	40	-	150	ADMT12T308L	ACMT12T308R	Y30702	Q10	0.55
12RLR25S252L200	2	B	25	25	40	100	200	ADMT12T308L	ACMT12T308R	Y30702	Q10	0.75
12RLR25S252L250	2	B	25	25	40	115	250	ADMT12T308L	ACMT12T308R	Y30702	Q10	0.95
15RLR32S322L160	2	A	32	32	50	-	160	ADMT150408L	ACMT150408R	S40801	TIP15	0.90
16RLR32S322L200	2	B	32	32	50	100	200	ADMT160408L	ACMT160408R	S40801	TIP15	1.25

特 點 / Feature

■從盲孔直式鑽或橫式切削。
■底刃刀片角度較大，加工阻力輕。

ASJ鑽銑共用型銑刀 ASJ Cutter For Drilling And Milling

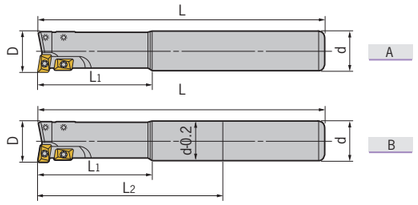

適用 Suitable:日立刀片 HITACHI Insert

型號 Specification	橫刃 Cross	豎刃 Vertical	圖示 Figure	尺寸 Size D	d	L1	L2	L	橫刀片 Cross insert	豎刀片 Vertical insert	刀片螺釘 Insert screw	旗形扳手 Wrench	重量 Weight
ASJ- 10RLR20S204L160	1	3	A	20	20	35	-	160	ADMT100308L	ACMT100308R	T2560	TIP8	0.35
10RLR20S204L200	1	3	B	20	20	35	100	200	ADMT100308L	ACMT100308R	T2560	TIP8	0.45
12RLR25S254L160	1	3	A	25	25	40	-	160	ADMT12T308L	APMT12T308R	Y30702	Q10	0.55
12RLR25S254L200	1	3	B	25	25	40	100	200	ADMT12T308L	APMT12T308R	Y30702	Q10	0.75
12RLR25S254L250	1	3	B	25	25	40	115	250	ADMT12T308L	APMT12T308R	Y30702	Q10	0.95
12RLR25S254L300	1	3	B	25	25	40	165	300	ADMT12T308L	APMT12T308R	Y30702	Q10	1.15
1516RLR32S324L160	1	3	A	32	32	50	-	160	APMT160408L	APMT150408R	S40801	TIP15	0.90
1516RLR32S324L200	1	3	B	32	32	50	100	200	APMT160408L	APMT150408R	S40801	TIP15	1.25
1516RLR32S324L250	1	3	B	32	32	50	115	250	APMT160408L	APMT150408R	S40801	TIP15	1.55
1516RLR32S324L300	1	3	B	32	32	50	165	300	APMT160408L	APMT150408R	S40801	TIP15	1.85
1516RLR32S324L350	1	3	B	32	32	50	165	350	APMT160408L	APMT150408R	S40801	TIP15	2.20
1517RLR32S354L160	1	3	A	35	32	50	-	160	APMT170408L	APMT150408R	S40801	TIP15	1.00
1517RLR32S354L200	1	3	A	35	32	50	-	200	APMT170408L	APMT150408R	S40801	TIP15	1.25
1517RLR32S354L250	1	3	A	35	32	50	-	250	APMT170408L	APMT150408R	S40801	TIP15	1.60
1517RLR32S354L300	1	3	A	35	32	50	-	300	APMT170408L	APMT150408R	S40801	TIP15	1.90

特 點 / Feature

■從盲孔直式鑽或橫式切削。 ■底刃刀片角度較大，加工阻力輕。 ■刀片爲四刃，可做深粗銑加工。

SKM高速面銑刀 SKM High-speed Milling Cutter

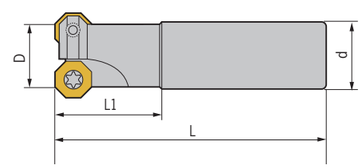

適用 Suitable:施特拉姆 STELLRAM Insert

型號 Specification	刃數 Teeth	尺寸 Size D	d	L1	L	刀片型號 Insert	刀片螺釘 Insert screw	旗形扳手 Wrench	重量 Weight
SKM- 04R20S252L120	2	25	20	40	120	ODMT040408	R401002	TIP15	0.30
04R25S252L120	2	25	25	40	120	ODMT040408	R401002	TIP15	0.40
04R25S323L120	3	32	25	40	120	ODMT040408	R401002	TIP15	0.50
04R32S323L120	3	32	32	40	120	ODMT040408	R401002	TIP15	0.65
04R32S404L120	4	40	32	50	120	ODMT040408	R401002	TIP15	0.85

特 點 / Feature

■刀片設計爲八面，使用經濟高效，也可當倒角用。

TP捨弃式直角銑刀 TP Shoulder Milling Cutter

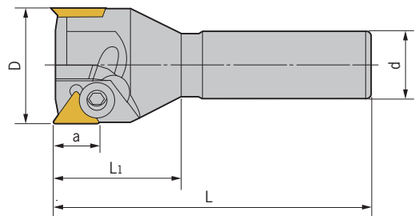

適用 Suitable:三菱刀片 MITSUBISHI Insert

型號 Specification	刃數 Teeth	尺寸 Size D	d	a	L1	L	刀片型號 Insert	傘形壓板 Umbrella clamp	扳手 Wrench	重量 Weight
TP-11R20S202L90	2	20	20	9	30	90	TPMN110304	TP58	L03G	0.20
11R20S252L100	2	25	20	9	30	100	TPMN110304	TP58	L03G	0.24
16R20S322L130	2	32	20	14	40	130	TPMN160308	TP612	L04D	0.30
16R20S352L130	2	35	20	14	40	130	TPMN160308	TP612	L04D	0.37
16R20S352L160	2	35	20	14	40	160	TPMN160308	TP612	L04D	0.45
16R20S352L200	2	35	20	14	40	200	TPMN160308	TP612	L04D	0.55
16R25S352L160	2	35	25	14	40	160	TPMN160308	TP612	L04D	0.60
16R25S352L200	2	35	25	14	40	200	TPMN160308	TP612	L04D	0.80
16R32S352L110	2	35	32	14	40	110	TPMN160308	TP612	L04D	0.65
16R32S352L160	2	35	32	14	40	160	TPMN160308	TP612	L04D	0.95
16R32S352L200	2	35	32	14	40	200	TPMN160308	TP612	L04D	1.18
16R20S403L160	3	40	20	14	40	160	TPMN160308	TP612	L04D	0.46
16R25S403L130	3	40	25	14	40	130	TPMN160308	TP612	L04D	0.60
16R25S403L160	3	40	25	14	40	160	TPMN160308	TP612	L04D	0.80
16R25S403L200	3	40	25	14	40	200	TPMN160308	TP612	L04D	1.00
16R32S403L115	3	40	32	14	40	115	TPMN160308	TP612	L04D	0.72
16R32S403L160	3	40	32	14	40	160	TPMN160308	TP612	L04D	0.96
16R32S403L200	3	40	32	14	40	200	TPMN160308	TP612	L04D	1.21
16R20S503L160	3	50	20	14	40	160	TPMN160308	TP612	L04D	0.60
16R25S503L160	3	50	25	14	40	160	TPMN160308	TP612	L04D	0.79
16R25S503L200	3	50	25	14	40	200	TPMN160308	TP612	L04D	0.98
16R32S503L160	3	50	32	14	40	160	TPMN160308	TP612	L04D	1.09
16R32S503L200	3	50	32	14	40	200	TPMN160308	TP612	L04D	1.31
22R20S633L160	3	63	20	20	40	160	TPMN220412	TP816	L05D	0.70
22R25S633L160	3	63	25	20	40	160	TPMN220412	TP816	L05D	0.85
22R32S633L160	3	63	32	20	40	160	TPMN220412	TP816	L05D	1.22
22R32S633L200	3	63	32	20	45	200	TPMN220412	TP816	L05D	1.65

特 點 / Feature

■有效加工模具底部，加工便利。
■用于溝切削，直角肩型切削。
■隅角90度。

CH螺絲沉頭孔銑刀 CH Indexable Cutter For Pocketing

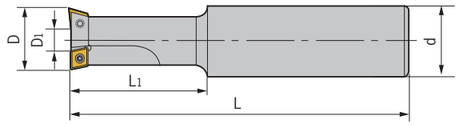

適用 Suitable:日立刀片 HITACHI Insert

型號 Specification	刃數 Teeth	適用範圍 For	尺寸 Size D	D1	d	L1	L	刀片型號 Insert	刀片螺釘 Insert screw	扳手 Wrench	重量 Weight
CH-06R25S141L108M8	1	M8	14	2.9	25	21	108	CCMT060204	T2560	TIP8	0.32
06R25S1752L115M10	2	M10	17.5	5.3	25	26	115	CCMT060204	T2560	TIP8	0.34
06R25S202L120M12	2	M12	20	7.8	25	30	120	CCMT060204	T2560	TIP8	0.35
06R25S232L125M14	2	M14	23	10.8	25	34.5	126	CCMT060204	T2560	TIP8	0.40
09R32S262L130M16	2	M16	26	8.5	32	39	132	CPMT090308	R35801	TIP15	0.50
09R32S292L140M18	2	M18	29	11.5	32	43.5	138	CPMT090308	R35801	TIP15	0.65
09R32S322L145M20	2	M20	32	14.5	32	59	144	CPMT090308	R35801	TIP15	0.87

特 點 / Feature

■把傳統的鑽孔與沉頭加工結合于一體，一次加工完成，大幅提高螺絲沉頭孔的加工效率。

TP30度,45度,60度直柄型倒角刀 TP30,45,60 Chamfering Cutter

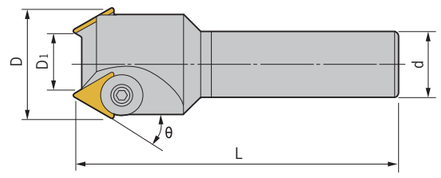

適用 Suitable:三菱刀片 MITSUBISHI Insert

型號 Specification	刃數 Teeth	尺寸 Size D	D1	d	L	θ	刀片型號 Insert	傘形壓板 Umbrella clamp	扳手 Wrench	重量 Weight
TP60-16R25S402L120	2	37.7	15.8	25	120	60	TPMN1603	TP68	L04D	0.55
TP45-16R20S201L120	1	20.4	4	20	120	45	TPMN1603	TP68	L04D	0.27
16R20S322L120	2	30.2	12	20	120	45	TPMN1603	TP68	L04D	0.32
22R25S503L160	3	49	24	25	160	45	TPMN2204	TP812	L05D	0.65
TP30-16R25S402L120	2	39	26	25	120	30	TPMN1603	TP68	L04D	0.53
22R32S553L160	3	54.5	36	32	160	30	TPMN2204	TP812	L05D	0.98

特 點 / Feature

■本刀可30度,45度,60度切削，亦可做倒角。
■適合一般銑床，綜合切削中心機。

EM45度内外倒角刀 EM45° Internal And External Chamfering Cutter

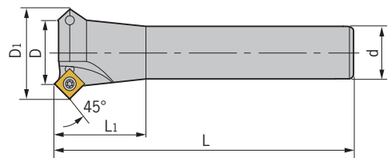

適用 Suitable:三菱刀片 MITSUBISHI Insert

型號 Specification	刃數 Teeth	尺寸 Size D	D1	d	L1	L	刀片型號 Insert	刀片螺釘 Insert screw	旗形扳手 Wrench	重量 Weight
EM45-W09R3/4R252L110	2	25	38	19.05	45	110	SPMW090304	S401001	TIP15	0.26
W09R20R252L110	2	25	38	20	45	110	SPMW090304	S401001	TIP15	0.40
W09R25R252L150	2	25	38	25	45	150	SPMW090304	S401001	TIP15	0.55
W09R25R302L150	2	30	43	25	45	150	SPMW090304	S401001	TIP15	0.59

特 點 / Feature

■高剛性設計，適合大切削。
■用于切槽，倒角加工，平面銑削。
■刀片形狀爲正方形，使用時可轉位四次，更經濟。

SSK45度捨弃式倒角刀 SSK45° Chamfering Cutter

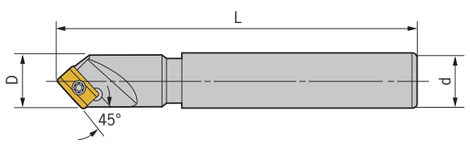

適用 Suitable:日立刀片 HITACHI Insert

型號 Specification	刃數 Teeth	尺寸 Size D	d	L	倒角範圍 Chamfering range	刀片型號 Insert	刀片螺釘 Insert screw	旗形扳手 Wrench	重量 Weight
SSK-16R20S221L130	1	22	20	130	3-20	ADNT160308	S4080	TIP15	0.30

特 點 / Feature

■本銑刀可45度切削，亦可做倒角。
■適合一般銑床，綜合切削中心機。

SSP45度定位倒角刀 SSP45° Cutter For Centering And Chamfering

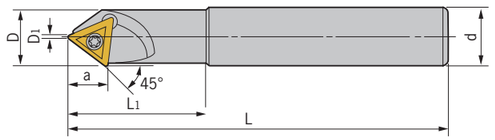

適用 Suitable:施特拉姆刀片 STELLRAM Insert

型號 Specification	刃數 Teeth	尺寸 Size D	D1	d	a	L1	L	倒角範圍 Chamfering range	刀片型號 Insert	刀片螺釘 Insert screw	旗形扳手 Wrench	重量 Weight
SSP-16R20S201L130	1	20	0	20	11.3	20	130	0-20	TCMX16T308	R4090	TIP15	0.28

特 點 / Feature

■本銑刀可45度切削，亦可做倒角，V槽切削，可中心定位鑽使用。
■適合一般銑床，CNC銑床，CNC車床，鑽床倒角。

SB新型倒角刀 SB Chamfering Cutter

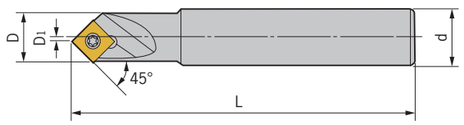

適用 Suitable:三菱刀片 MITSUBISHI Insert

型號 Specification	刃數 Teeth	尺寸 Size D	D1	d	L	倒角範圍 Chamfering range	刀片型號 Insert	刀片螺釘 Insert screw	旗形扳手 Wrench	重量 Weight
SB-W09R16S16L100	1	16	1.5	16	100	6.5-16	SPMW090304	S40801	TIP15	0.15

特 點 / Feature

■每個刀片具有四個刀刃，經濟耐用。
■倒角，切端面槽。

APE粗切削端銑刀 APE Shell Mill For Roughing

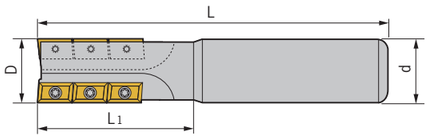

適用 Suitable:施特拉姆刀片 STELLRAM Insert

型號 Specification	刃數 Teeth	刀片數 Teeth	尺寸 Size D	d	L1	L	刀片型號 Insert	刀片螺釘 Insert screw	旗形扳手 Wrench
APE- 10R20S202L110	2	5	20	20	28	110	APKT1003	T2560	TIP8
10R25S252L150	2	8	25	25	37	150	APKT1003	T2560	TIP8
10R32S323L150	3	15	32	32	46	150	APKT1003	T2560	TIP8

型號 Specification	刀片材質 Insert material	主要切削用途 Cutting material	d	i	s	r
APKT1003PDER	SK15	鑄鐵Cast iron 鋁合金Aluminum&alloys	6.73	10.54	3.18	-
APKT1003PDER-47 APKT1003PDER-M01	MP91M,SP6564PTE25	鈦合金Titanum alloy 不銹鋼Stainless steel 合金鋼Alloy steel 高温合金Refractory alloy				
APKTPDRJ-3M	GH1	鋁合金Aluminum &Alloys				

特 點 / Feature

■高剛性設計，適合大切削。

SPE粗切削端銑刀 SPE Shell Mill For Roughing

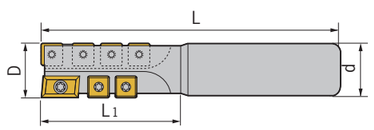

適用 SUITABLE:ISO刀片 ISO Insert

型號 Specification	刃數 Teeth	尺寸 Size D	d	L1	L	T	刀片型號 Insert	T		刀片螺釘 Insert screw	旗形扳手 Wrench
SPE- 1215R42S402L180	2	40	42	56	180	1	LPMT1504	5	SPMT1204	Y50110	TIP20
0927R32S404L150	4	40	32	50	150	2	P27215-3	12	SDMT090308	R4090	TIP15
1215R42S504L200	4	50	42	77	200	2	LPMT1504	14	SPMT1204	Y50110	TIP20
1215R42S504L200	4	50	42	97	200	2	LPMT1504	18	SPMT1204	Y50110	TIP20
1215R42S504L250	4	50	42	158	250	2	LPMT1504	30	SPMT1204	Y50110	TIP20
12R42S503L200	3	50	42	75	200	-	-	21	SPMT1204	Y50110	TIP20

AJX大進給面銑刀頭 AJX High-feed Face Mill

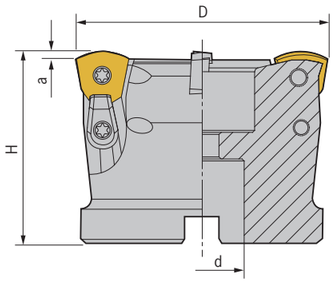

適用 Suitable:三菱刀片 MITSUBISHI Insert

型號 Specification	刃數 Teeth	尺寸 Size D	d	a	H	刀片型號 Insert	刀片螺釘 Insert screw	壓板 Clamp	壓板螺釘 Screw	旗形扳手 Wrench	重量 Weight
AJX-12R0504B22	4	50	22	2	50	JDMW120420	R401002	CD13	S401001	TIP15	0.40
12R0634B22	4	63	22	2	50	JDMW120420	R401002	CD13	S401001	TIP15	0.75
14R0634B22	4	63	22	2	50	JDMW140520	Y501202	CD16	Y501102	TIP20	0.75
14R0804B27	4	80	27	2	50	JDMW140520	Y501202	CD16	Y501102	TIP20	1.00
14R0805B27	5	80	27	2	50	JDMW140520	Y501202	CD16	Y501102	TIP20	1.00
14R1005B32	5	100	32	2	63	JDMW140520	Y501202	CD16	Y501102	TIP20	1.25
12R0504A25.4	4	50	25.4	2	50	JDMW120420	R401002	CD13	S401001	TIP15	0.40
12R0634A25.4	4	63	25.4	2	50	JDMW120420	R401002	CD13	S401001	TIP15	0.75
14R0634A25.4	4	63	25.4	2	50	JDMW140520	Y501202	CD16	Y501102	TIP20	0.75
14R0804A25.4	4	80	25.4	2	50	JDMW140520	Y501202	CD16	Y501102	TIP20	1.00
14R0805A25.4	5	80	25.4	2	50	JDMW140520	Y501202	CD16	Y501102	TIP20	1.00
14R1005A31.75	5	100	31.75	2	63	JDMW140520	Y501202	CD16	Y501102	TIP20	1.20

特 點 / Feature

■最適合大進給切削。
■采用錐型設計，抗彎鋼性極高。

TXP大進給面銑刀頭 TXP High-feed Face Mill

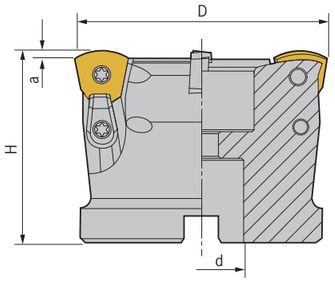

適用 Suitable:東芝刀片 TUNGALOY Insert

型號 Specification	刃數 Teeth	尺寸 Size D	d	a	H	刀片型號 Insert	刀片螺釘 Insert screw	壓板 Clamp	壓板螺釘 Screw	旗形扳手 Wrench	重量 Weight
TXP-06R0504B22	4	50	22	1.5	50	WPMW06X415ZPR	S401001	CD13	S401001	TIP15	0.40
08R0634B22	4	63	22	1.5	50	WPMT080615ZPR	Y501201	CD16	Y501102	TIP20	0.65
08R0804B27	4	80	27	1.5	50	WPMT080615ZPR	Y501201	CD16	Y501102	TIP20	1.00
08R0805B27	5	80	27	1.5	50	WPMT080615ZPR	Y501201	CD16	Y501102	TIP20	1.00
08R1006B32	6	100	32	1.5	50	WPMT080615ZPR	Y501201	CD16	Y501102	TIP20	1.25
08R0634A25.4	4	63	25.4	1.5	50	WPMT080615ZPR	Y501201	CD16	Y501102	TIP20	0.65
08R0804A25.4	4	80	25.4	1.5	50	WPMT080615ZPR	Y501201	CD16	Y501102	TIP20	1.00
08R0805A25.4	5	80	25.4	1.5	50	WPMT080615ZPR	Y501201	CD16	Y501102	TIP20	1.00
08R1006A31.75	6	100	31.75	1.5	50	WPMT080615ZPR	Y501201	CD16	Y501102	TIP20	1.20

特 點 / Feature

■最適合大進給切削。
■采用錐型設計，抗彎鋼性極高。

SKS大進給面銑刀頭 SKS High-feed Face Mill

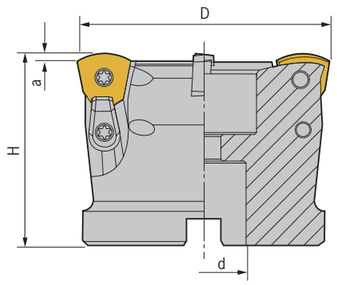

適用 Suitable:黛杰刀片 DIJET Insert

型號 Specification	刃數 Teeth	尺寸 Size D	d	a	H	刀片型號 Insert	刀片螺釘 Insert screw	壓板 Clamp	壓板螺釘 Screw	旗形扳手 Wrench	重量 Weight
SKS- 08R0504B22	4	50	22	2	50	WDMW080520ZTR WDMT080520ZER WDHW080520ZTR	Y45110	CD16	Y45110	TIP20	0.40
08R0634B22	4	63	22	2	50		Y45110	CD16	Y45110	TIP20	0.65
08R0805B27	5	80	27	2	50		Y45110	CD16	Y45110	TIP20	1.00
08R1006B32	6	100	32	2	55		Y45110	CD16	Y45110	TIP20	1.25
10R0634B22	4	63	22	2.5	50	WDMW10X620ZTR WDMT10X620ZER	Y45110	CD16	Y45110	TIP20	0.65
10R0804B27	4	80	27	2.5	50		Y45110	CD16	Y45110	TIP20	1.00
10R1005B32	5	100	32	2.5	55		Y45110	CD16	Y45110	TIP20	1.25
08R0634A25.4	4	63	25.4	2	50	WDMW080520ZTR WDMT080520ZER WDHW080520ZTR	Y45110	CD16	Y45110	TIP20	0.65
08R0805A25.4	5	80	25.4	2	50		Y45110	CD16	Y45110	TIP20	1.00
08R1006A31.75	6	100	31.75	2	55		Y45110	CD16	Y45110	TIP20	1.20
10R0634A25.4	4	63	25.4	2.5	50	WDMW10X620ZTR WDMT10X620ZER	Y45110	CD16	Y45110	TIP20	0.65
10R0804A25.4	4	80	25.4	2.5	50		Y45110	CD16	Y45110	TIP20	1.00
10R1005A31.75	5	100	31.75	2.5	55		Y45110	CD16	Y45110	TIP20	1.20

特 點 / Feature

■最適合大進給切削。
■采用錐型設計，抗彎鋼性極高。

JRC圓刀刃平面銑刀頭 JRC Face Milling Cutter For finishing

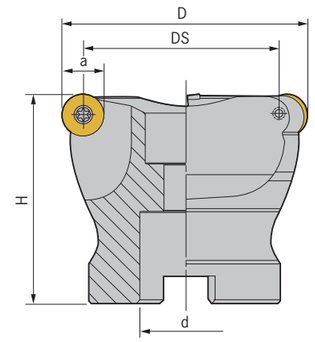

適用 Suitable:山特維克刀片 SANDVIK Insert

型號 Specification	刃數 Teeth	尺寸 Size D	DS	d	H	a	刀片型號 Insert	刀片螺釘 Insert screw	壓板 Clamp	壓板螺釘 Screw	旗形扳手 Wrench	重量 Weight
JRC- 5PR0504B22	4	50	40	22	50	10	RC＊T10T3	T3585	-	-	TIP15	0.35
5PR0504A25.4	4	50	40	25.4	50	10	RC＊T10T3	T3585	-	-	TIP15	0.35
5PR0634B22	4	63	53	22	50	10	RC＊T10T3	T3585	-	-	TIP15	0.55
5PR0634A25.4	4	63	53	25.4	50	10	RC＊T10T3	T3585	-	-	TIP15	0.55
6PR0504B22	4	50	38	22	50	12	RC＊T1204	T3585	-	-	TIP15	0.35
6PR0504YB22	4	50	38	22	50	12	RC＊T1204	T3585	CD14	T3585	TIP15	0.35
6PR0504A25.4	4	50	38	25.4	50	12	RC＊T1204	T3585	-	-	TIP15	0.35
6PR0634B22	4	63	51	22	50	12	RC＊T1204	T3585	-	-	TIP15	0.55
6PR0634YB22	4	63	51	22	50	12	RC＊T1204	T3585	CD14	T3585	TIP15	0.55
6PR0634A25.4	4	63	51	25.4	50	12	RC＊T1204	T3585	-	-	TIP15	0.55

EMRW圓刀刃平面銑刀頭 EMRW Face Milling With Round Inserts

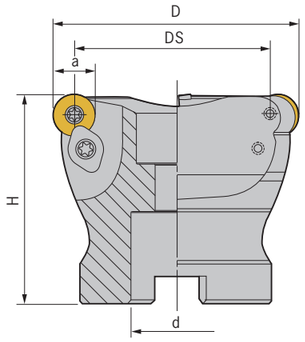

適用 Suitable:三菱刀片 MITSUBISHI Insert

型號 Specification		刃數 Teeth	尺寸 Size D	DS	d	H	a	刀片型號 Insert	刀片螺釘 Insert screw	壓板 Clamp	壓板螺釘 Screw	旗形扳手 Wrench	重量 Weight
EMRW-	5PR0504B22	4	50	40	22	50	10	RPMW1003	S401001	CS43	S40120	TIP15	0.35
	5PR0504A25.4	4	50	40	25.4	50	10	RPMW1003	S401001	CS43	S40120	TIP15	0.35
	5PR0634B22	4	63	53	22	50	10	RPMW1003	S401001	CS43	S40120	TIP15	0.55
	5PR0635B22	5	63	53	22	50	10	RPMW1003	S401001	CS43	S40120	TIP15	0.55
	5PR0634A25.4	4	63	53	25.4	50	10	RPMW1003	S401001	CS43	S40120	TIP15	0.55
	5PR0635A25.4	5	63	53	25.4	50	10	RPMW1003	S401001	CS43	S40120	TIP15	0.55
	5PR0805B27	5	80	70	27	50	10	RPMW1003	S401001	CS43	S40120	TIP15	0.35
	5PR0806B27	6	80	70	27	50	10	RPMW1003	S401001	CS43	S40120	TIP15	0.35
	5PR1005B32	5	100	90	32	50	10	RPMW1003	S401001	CS43	S40120	TIP15	0.30
	5PR1006B32	6	100	90	32	50	10	RPMW1003	S401001	CS43	S40120	TIP15	0.30
	6PR0504B22	4	50	38	22	50	12	RPMW1204	S401001	CS43	S40120	TIP15	0.50
	6PR0504A25.4	4	50	38	25.4	50	12	RPMW1204	S401001	CS43	S40120	TIP15	0.50
	6PR0634B22	4	63	51	22	50	12	RPMW1204	S401001	CS43	S40120	TIP15	0.75
	6PR0635B22	5	63	51	22	50	12	RPMW1204	S401001	CS43	S40120	TIP15	0.75
	6PR0634A25.4	4	63	51	25.4	50	12	RPMW1204	S401001	CS43	S40120	TIP15	0.75
	6PR0635A25.4	5	63	51	25.4	50	12	RPMW1204	S401001	CS43	S40120	TIP15	0.75
	6PR0805B27	5	80	68	27	50	12	RPMW1204	S401001	CS43	S40120	TIP15	1.05
	6PR0806B27	6	80	68	27	50	12	RPMW1204	S401001	CS43	S40120	TIP15	1.05
	6PR0805A31.75	5	80	68	31.75	50	12	RPMW1204	S401001	CS43	S40120	TIP15	0.95
	6PR1006A31.75	6	100	88	31.75	50	12	RPMW1204	S401001	CS43	S40120	TIP15	1.20
	6PR1005B32	5	100	88	32	50	12	RPMW1204	S401001	CS43	S40120	TIP15	1.25
	6PR1006B32	6	100	88	32	50	12	RPMW1204	S401001	CS43	S40120	TIP15	1.25

TRS圓刀刃平面銑刀頭 TRS Face Milling Cutter

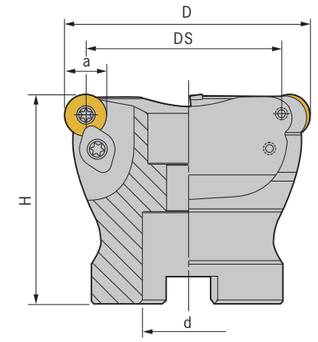

適用 Suitable:日立刀片 HITACHI Insert

型號 Specification		刃數 Teeth	尺寸 Size D	DS	d	H	刀片型號 Insert	刀片螺釘 Insert screw	壓板 Clamp	壓板螺釘 Screw	旗形扳手 Wrench	重量 Weight
TRS-	5PR0504B22	4	50	40	22	50	RDMT10T3	R4090	CS43	S40120	TIP15	0.35
	5PR0504A25.4	4	50	40	25.4	50	RDMT10T3	R4090	CS43	S40120	TIP15	0.35
	5PR0635B22	5	63	53	22	50	RDMT10T3	R4090	CS43	S40120	TIP15	0.55
	5PR0634A25.4	4	63	53	25.4	50	RDMT10T3	R4090	CS43	S40120	TIP15	0.55
	5PR0635A25.4	5	63	53	25.4	50	RDMT10T3	R4090	CS43	S40120	TIP15	0.55
	6PR0504B22	4	50	38	22	50	RDMT1204	R401002	CS43	S40120	TIP15	0.35
	6PR0504A25.4	4	50	38	25.4	50	RDMT1204	R401002	CS43	S40120	TIP15	0.35
	6PR0634B22	4	63	51	22	50	RDMT1204	R401002	CS43	S40120	TIP15	0.50
	6PR0635B22	5	63	51	22	50	RDMT1204	R401002	CS43	S40120	TIP15	0.50
	6PR0634A25.4	4	63	51	25.4	50	RDMT1204	R401002	CS43	S40120	TIP15	0.51
	6PR0635A25.4	5	63	51	25.4	50	RDMT1204	R401002	CS43	S40120	TIP15	0.51
	6PR0806B27	6	80	68	27	50	RDMT1204	R401002	CS43	S40120	TIP15	0.90
	6PR1006B32	6	100	88	32	50	RDMT1204	R401002	CS43	S40120	TIP15	1.20
	8PR0634B22	4	63	47	22	50	RDMX1604	Y501101	YS-52	Y501102	TIP20	0.50
	8PR0635B22	5	63	47	22	50	RDMX1604	Y501101	YS-52	Y501102	TIP20	0.50
	8PR0634A25.4	4	63	47	25.4	50	RDMX1604	Y501101	YS-52	Y501102	TIP20	0.50
	8PR0804A25.4	4	80	64	25.4	50	RDMX1604	Y501101	YS-52	Y501102	TIP20	1.15
	8PR0804B27	4	80	64	27	50	RDMX1604	Y501101	YS-52	Y501102	TIP20	0.85
	8PR0805B27	5	80	64	27	50	RDMX1604	Y501101	YS-52	Y501102	TIP20	0.85
	8PR1005A31.75	5	100	84	31.75	50	RDMX1604	Y501101	YS-52	Y501102	TIP20	1.20
	8PR1004B32	4	100	84	32	50	RDMX1604	Y501101	YS-52	Y501102	TIP20	1.25
	8PR1005B32	5	100	84	32	50	RDMX1604	Y501101	YS-52	Y501102	TIP20	1.25
	8PR1006B32	6	100	84	32	50	RDMX1604	Y501101	YS-52	Y501102	TIP20	1.25

PE75度平面銑刀頭 PE75° Face Milling Cutter

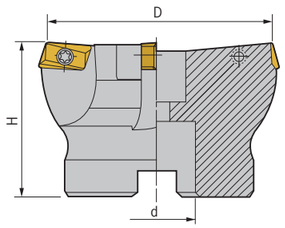

適用 Suitable:三菱刀片 MITSUBISHI Insert

型號 Specification	刃數 Teeth	尺寸 Size D	d	H	刀片型號 Insert	刀片螺釘 Insert screw	旗形扳手 Wrench	重量 Weight
PE-16R0634B22	4	63	22	50	APMT1604	S401001	TIP15	0.65
16R0634A25.4	4	63	25.4	50	APMT1604	S401001	TIP15	0.70
16R0805B27	5	80	27	50	APMT1604	S401001	TIP15	1.00
16R0805A31.75	5	80	31.75	50	APMT1604	S401001	TIP15	1.25
16R1005B32	5	100	32	50	APMT1604	S401001	TIP15	1.25

特 點 / Feature

■裝400R系列使用後的報廢刀片，刀片損耗成本爲零。

400R直角平面銑刀頭 400R Square Face Mill

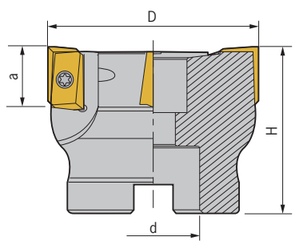

適用 Suitable:三菱刀片 MITSUBISHI Insert

型號 Specification	刃數 Teeth	尺寸 Size D	d	a	H	刀片型號 Insert	刀片螺釘 Insert screw	旗形扳手 Wrench	重量 Weight
400R-16R0504B22	4	50	22	16	50	APMT1604	S401001	TIP15	0.40
16R0504A25.4	4	50	25.4	16	50	APMT1604	S401001	TIP15	0.40
16R0634B22	4	63	22	16	50	APMT1604	S401001	TIP15	0.65
16R0635B22	5	63	22	16	50	APMT1604	S401001	TIP15	0.65
16R0634A25.4	4	63	25.4	16	50	APMT1604	S401001	TIP15	0.65
16R0635A25.4	5	63	25.4	16	50	APMT1604	S401001	TIP15	0.65
16R0806A25.4	6	80	25.4	16	50	APMT1604	S401001	TIP15	1.00
16R0806B27	6	80	27	16	50	APMT1604	S401001	TIP15	1.00
16R1006A31.75	6	100	31.75	16	50	APMT1604	S401001	TIP15	1.25
16R1006B32	6	100	32	16	50	APMT1604	S401001	TIP15	1.25
16R1258A38.1	8	125	38.1	16	63	APMT1604	S401001	TIP15	3.10
16R1258B40	8	125	40	16	63	APMT1604	S401001	TIP15	3.10
16R1608B40	8	160	40	16	63	APMT1604	S401001	TIP15	5.10
16R1608A50.8	8	160	50.8	16	63	APMT1604	S401001	TIP15	4.80

TP90度直角面銑刀頭 TP90° Square Face Mill Head

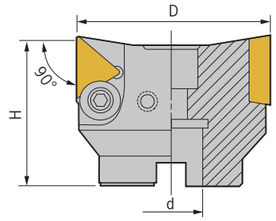

適用 Suitable:三菱刀片 MITSUBISHI Insert

型號 Specification	刃數 Teeth	尺寸 Size D	d	H	刀片型號 Insert	傘形壓板 Clamp	墊片 Washer	墊片螺釘 Screw	L型扳手 Key	重量 Weight
TP90- 16R0503B22	3	50	22	50	TPMN1603	TP612	-	-	L04	0.40
22R0633B22	3	63	22	50	TPMN2204	TP816	MT2204	S40801	L05	0.75
22R0804B27	4	80	27	50	TPMN2204	TP816	MT2204	S40801	L05	1.00
22R1004B32	4	100	32	50	TPMN2204	TP816	MT2204	S40801	L05	1.25
22R1256B40	6	125	40	63	TPMN2204	TP816	MT2204	S40801	L05	2.70

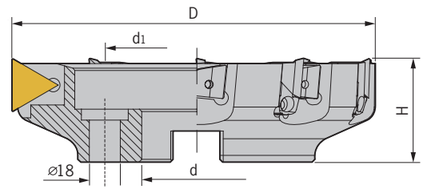

型號 Specification	刃數 Teeth	尺寸 Size D	d	d1	H	重量 Weight
TP90- 22R1608A50.8	8	160	50.8	-	63	7.30
22R20010A47.625	10	200	47.625	101.6	63	11.45
22R25012A47.625	12	250	47.625	101.6	63	13.65
22R30014A47.625	14	300	47.625	101.6	63	22.10

型號 Specification	刃數 Teeth	尺寸 Size D	d	d1	H	重量 Weight
TP90- 22R1608B40	8	160	40	-	63	7.50
22R20010B60	10	200	60	101.6	63	11.70
22R25012B60	12	250	60	101.6	63	13.90
22R30014B60	14	300	60	101.6	63	22.40

替換零件 Replacing fittings

H516

FC3050-TP2204-90

SV-128170-15-90

T04D

使用 刀片 規格 Insert specification

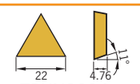

TPKN2204

注:衹要更換刀片座,同一個TP刀頭可重復利用。

特 點 / Feature

■銑削加工，小馬力銑床及M/C加工用。
■隅角90度。

SE45度高速平面銑刀頭　SE45° High-speed Face Mill

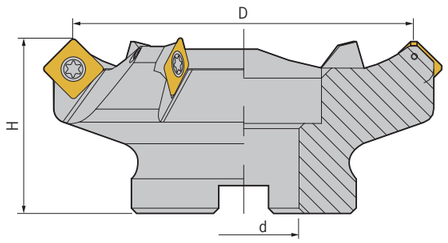

適用 Suitable:施特拉姆或克洛依刀片STELLRAM Or KORLOY Insert

型號 Specification	刃數 Teeth	尺寸 Size D	d	H	刀片型號 Insert	刀片螺釘 Insert screw	旗形扳手 Wrench	重量 Weight
SE45-12R0504B22	4	50	22	50	SEKT1204	Y501102	TIP20	0.50
12R0635B22	5	63	22	50	SEKT1204	Y501102	TIP20	0.75
12R0635A25.4	5	63	25.4	50	SEKT1204	Y501102	TIP20	0.75
12R0805B27	5	80	27	50	SEKT1204	Y501102	TIP20	1.15
12R0805A31.75	5	80	31.75	50	SEKT1204	Y501102	TIP20	1.15
12R1006A31.75	6	100	31.75	50	SEKT1204	Y501102	TIP20	1.75
12R1006B32	6	100	32	50	SEKT1204	Y501102	TIP20	1.75
12R1256A38.1	6	125	38.1	63	SEKT1204	Y501102	TIP20	3.75
12R1256B40	6	125	40	63	SEKT1204	Y501102	TIP20	3.15
12R1606B40	6	160	40	63	SEKT1204	Y501102	TIP20	5.10
12R1606A50.8	6	160	50.8	63	SEKT1204	Y501102	TIP20	5.10
12R20010B60	10	200	60	63	SEKT1204	Y501102	TIP20	8.40

FM鋁合金平面銑刀頭
FM ALUMINUM ALLOY OF FACE MILL HEAD

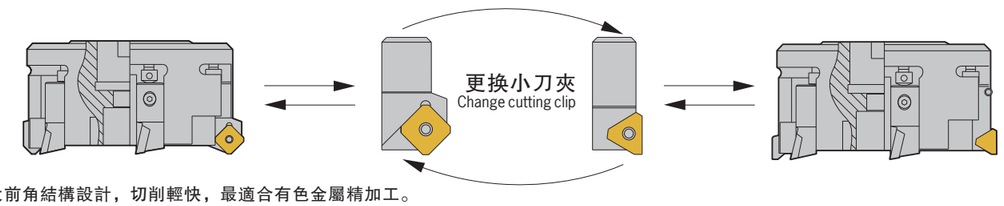

■大前角結構設計，切削輕快，最適合有色金屬精加工。
■刀片采用螺釘式壓緊結構，容屑空間大，排屑流暢。
■有動平衡調節結構。
■刀體采用輕合金材料，在滿足刀體强度時，刀具重量較輕，適合準高速銑削加工。
■45度主偏角和90度主偏角鋁合金面銑刀的基體相同，通過更換刀夾滿足不同主偏角加工的需要。
■可轉位鋁合金面銑刀也適用灰鑄鐵的精加工。

FM45度鋁合金平面銑刀頭　FM45° Face Milling Cutter (Aluminum Alloy)

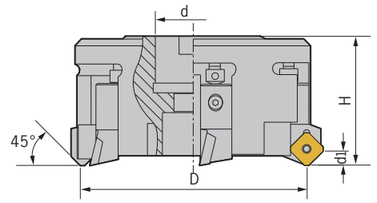

型號 Specification	刃數 Teeth	尺寸 Size D	d	d_1	H	刀夾 Cutting clip	刀片 Insert	重量 Weight
FM45-12R0634B22	4	63	22	6	63	SSSDR16CA-12AI	SEHT1204	0.70
12R0804B27	4	80	27	6	63	SSSDR16CA-12AI	SEHT1204	0.90
12R1005B32	5	100	32	6	63	SSSDR16CA-12AI	SEHT1204	1.00
12R1256B40	6	125	40	6	63	SSSDR16CA-12AI	SEHT1204	1.90
12R1608B40	8	160	40	6	63	SSSDR16CA-12AI	SEHT1204	2.70
12R20010B60	10	200	60	6	63	SSSDR16CA-12AI	SEHT1204	4.60
12R25012B60	12	250	60	6	63	SSSDR16CA-12AI	SEHT1204	7.20
12R31514B60	14	315	60	6	63	SSSDR16CA-12AI	SEHT1204	10.20

替换零件 Replacing fittings accessories　　使用 刀片 規格 Insert specification

SSSDR16CA-12AI　H516　H410　Y50110　T04　TIP20　SEHT1204　SEHT1204-PCD

FM90度鋁合金平面銑刀頭　FM90° Face Milling Cutter (Aluminum Alloy)

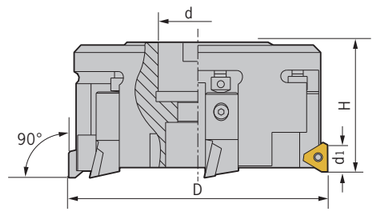

型號 Specification	刃數 Teeth	尺寸 Size D	d	d_1	H	刀夾 Cutting clip	刀片 Insert	重量 Weight
FM90-16R0634B22	4	63	22	6	50	STGER16CA-16AI	TE **16T3	0.70
16R0804B27	4	80	27	6	50	STGER16CA-16AI	TE **16T3	0.90
16R1005B32	5	100	32	6	50	STGER16CA-16AI	TE **16T3	1.00
16R1256B40	6	125	40	6	50	STGER16CA-16AI	TE **16T3	1.90
16R1608B40	8	160	40	6	50	STGER16CA-16AI	TE **16T3	2.70
16R20010B60	10	200	60	6	63	STGER16CA-16AI	TE **16T3	4.60
16R25012B60	12	250	60	6	63	STGER16CA-16AI	TE **16T3	7.20
16R31514B60	14	315	60	6	63	STGER16CA-16AI	TE **16T3	10.20

替换零件 Replacing fittings accessories　　使用 刀片 規格 Insert specification

STGER16CA-16AI　H516　H410　Y50110　T04　TIP20　TE **16T3　PER-PCD

FP45度平面銑刀頭 FP45° Face Mill Head

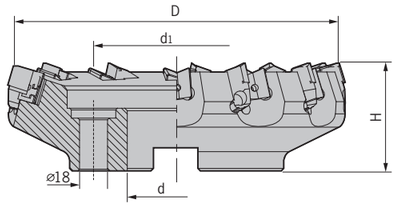

型號 Specification	刃數 Teeth	尺寸 Size D	d	d1	H	重量 Weight
FP45- PTR0805A25.4	5	80	25.4	-	50	1.90
PTR1005A31.75	5	100	31.75	-	50	2.40
PTR1256A38.1	6	125	38.1	-	63	5.50
PTR1608A50.8	8	160	50.8	-	63	7.30
PTR20010A47.625	10	200	47.625	101.6	63	11.45
PTR25012A47.625	12	250	47.625	101.6	63	18.15
PTR30014A47.625	14	300	47.625	101.6	63	22.10

型號 Specification	刃數 Teeth	尺寸 Size D	d	d1	H	重量 Weight
FP45- PTR0805B27	5	80	27	-	50	2.05
PTR1005B32	5	100	32	-	50	2.55
PTR1256B40	6	125	40	-	63	5.70
PTR1608B40	8	160	40	-	63	7.50
PTR20010B60	10	200	60	101.6	63	11.70
PTR25012B60	12	250	60	101.6	63	18.35
PTR30014B60	14	300	60	101.6	63	22.40

替換零件 Replacing fittings accessories

H516

FC2250-SE1203-45
FC2250-SE1504-45

SV-128170-15-45

T04

使用 刀片 規格 Insert specification

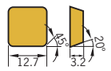

SEKN1203

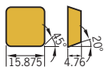

SEKN1504

注:衹要更換刀片座,同一個FP規格刀頭可使用SEKN1203,SEKN1504二種刀片。

FP75度平面銑刀頭 FP75° Face Mill Head

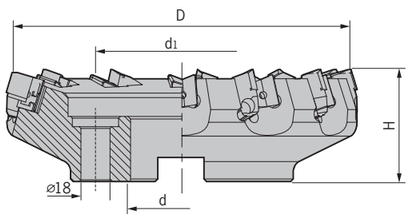

型號 Specification	刃數 Teeth	尺寸 Size D	d	d1	H	重量 Weight
FP75- PTR0805A25.4	5	80	25.4	-	50	1.90
PTR1006A31.75	6	100	31.75	-	50	2.40
PTR1258A38.1	8	125	38.1	-	63	5.50
PTR16010A50.8	10	160	50.8	-	63	7.30
PTR20012A47.625	12	200	47.625	101.6	63	11.45
PTR25014A47.625	14	250	47.625	101.6	63	18.15
PTR30016A47.625	16	300	47.625	101.6	63	22.10

型號 Specification	刃數 Teeth	尺寸 Size D	d	d1	H	重量 Weight
FP75- PTR0805B27	5	80	27	-	50	2.05
PTR1006B32	6	100	32	-	50	2.55
PTR1258B40	8	125	40	-	63	5.70
PTR16010B40	10	160	40	-	63	7.50
PTR20012B60	12	200	60	101.6	63	11.70
PTR25014B60	14	250	60	101.6	63	18.35
PTR30016B60	16	300	60	101.6	63	22.40

替換零件 Replacing fittings

H516

FC2250-SP1203-75
FC2250-SP1504-75

SV-128170-15-75

T04

使用 刀片 規格 Insert specification

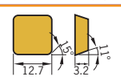

SPUN120308

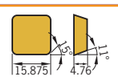

SPKN1504EDTR-20

注:衹要更換刀片座,同一個FP規格刀頭可使用SPUN120308,SPKN1504EDTR-20二種刀片。

SDC捨弃式側銑刀 SDC Indexable Side Cutter For Slotting

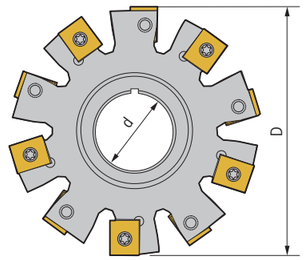

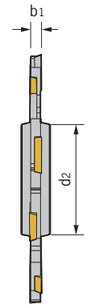

適用 Suitable:ISO刀片 ISO Insert

型號 Specification	刃數 Teeth	尺寸 Size D	d	d2	b1	刀片型號 Insert	刀片螺釘 Insert screw	旗形扳手 Wrench
SDC- 100 X 04	6 X 2	100	25.4 / 27	45	04	SNFX1102	SDC-M3X3.5	TIP8
100 X 05	6 X 2	100	25.4 / 27	45	05	SNFX1103	SDC-M3X4.3	TIP8
100 X 06	5 X 2	100	25.4 / 27	45	06	SNFX1203	SDC-M4X5.2	TIP15
100 X 07	3 X 3	100	25.4 / 27	45	07	SNFX1203	SDC-M4X5.2	TIP15
100 X 08	3 X 3	100	25.4 / 27	45	08	SNFX1203	SDC-M4X5.2	TIP15
100 X 10	5 X 2	100	25.4 / 27	45	10	SNFX1205	SDC-M4X8.2	TIP15
125 X 04	7 X 2	125	25.4 / 40	58	04	SNFX1102	SDC-M3X3.5	TIP8
125 X 05	7 X 2	125	25.4 / 40	58	05	SNFX1103	SDC-M3X4.3	TIP8
125 X 06	6 X 2	125	25.4 / 40	58	06	SNFX1203	SDC-M4X5.2	TIP15
125 X 07	4 X 3	125	25.4 / 40	58	07	SNFX1203	SDC-M4X5.2	TIP15
125 X 08	4 X 3	125	25.4 / 40	58	08	SNFX1203	SDC-M4X5.2	TIP15
125 X 09	6 X 2	125	25.4 / 40	58	09	SNFX1205	SDC-M4X8.2	TIP15
125 X 10	6 X 2	125	25.4 / 40	58	10	SNFX1205	SDC-M4X8.2	TIP15
160 X 04	9 X 2	160	25.4 / 40	68	04	SNFX1102	SDC-M3X3.5	TIP8
160 X 05	9 X 2	160	25.4 / 40	68	05	SNFX1103	SDC-M3X4.3	TIP8
160 X 06	8 X 2	160	25.4 / 40	68	06	SNFX1203	SDC-M4X5.2	TIP15
160 X 07	5 X 3	160	25.4 / 40	68	07	SNFX1203	SDC-M4X5.2	TIP15
160 X 08	5 X 3	160	25.4 / 40	68	08	SNFX1203	SDC-M4X5.2	TIP15
160 X 09	8 X 2	160	25.4 / 40	68	09	SNFX1205	SDC-M4X8.2	TIP15
160 X 10	8 X 2	160	25.4 / 40	68	10	SNFX1205	SDC-M4X8.2	TIP15

注：可定做其它安裝孔尺寸，刀體尺寸不同的側銑刀。

型號 Specification	圖示 Figure	切削用途 Cutting material	尺寸 Size d1	L	s
SNFX1102	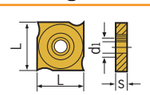	合金鋼 Alloy steel	3.7	11	2.3
SNFX1103		不銹鋼 Stainless steel	3.7	11	2.7
SNFX1203		鑄鐵 Cast iron	5	12.7	3.18
SNFX1205		鋁合金 Aluminium & alloy	5	12.7	5.4

AMC殼式粗切削端銑刀 AMC Shell Mill For Roughing

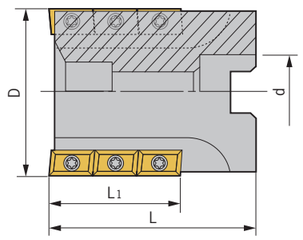

適用 Suitable:施特拉姆刀片 STELLRAM Insert

型號 Specification	刃數 Teeth	尺寸 Size D	d	L1	L	刀片型號 Insert	刀片螺釘 Insert screw	旗形扳手 Wrench
AMC- 16R06312A25.4	12	63	25.4	45	64	APKT1604	T4010	TIP15
16R06320A25.4	20	63	25.4	68	90	APKT1604	T4010	TIP15
16R06312B22	12	63	22	45	64	APKT1604	T4010	TIP15
16R06320B22	20	63	22	68	90	APKT1604	T4010	TIP15

型號 Specification	刀片材質 Insert material	主要切削用途 Cutting material	圖示 Figure			
APKT160408A-2C	MP91M	不銹鋼 Stainless steel 合金鋼 Alloy steel 軟鋼 Mild steel 鑄鋼 Cast steel	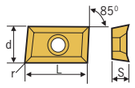			
			d	L	s	r
			9.52	16.66	4.76	0.80
APEX1604PDFR-701	GH1-GH05	鋁合金 Aluminium & alloy	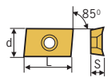			
			d	L	s	r
			9.52	16.66	4.76	0.80
APKT160408A-2C	PFZ	鈦合金 Titanum alloy 合金鋼 Alloy steel 不銹鋼 Stainless steel 高温合金 Refractory alloy	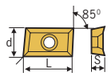			
			d	L	s	r
			9.52	16.66	4.76	0.80

特 點 / Feature

■高效能形粗銑刀，能加工深孔。
■尺寸可由刀杆隨意變換深度，發揮最大效能。

PMC殼式粗切削端銑刀 PMC Shell Cutter For Roughing

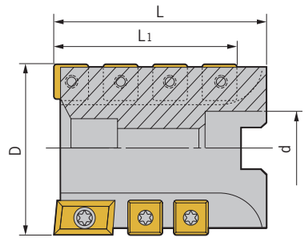

適用 Suitable:ISO刀片 ISO Insert

型號 Specification	刃數 Teeth	尺寸 Size D	d	L1	L	T	刀片型號 Insert			刀片螺釘 Insert screw	旗形扳手 Wrench
PMC- 1512R0806A31.75	6	80	31.75	67	80	3	LPMT1504	18	SPMT1204	Y50110	TIP20
1512R0806B32	6	80	32	67	80	3	LPMT1504	18	SPMT1204	Y50110	TIP20
1512R1008A38.1	8	100	38.1	77	100	4	LPMT1504	28	SPMT1204	Y50110	TIP20
1512R1008B40	8	100	40	77	100	4	LPMT1504	28	SPMT1204	Y50110	TIP20

特 點 / Feature

■高性能形粗銑刀，能加工深孔。
■尺寸可由刀杆隨意變換深度，發揮最大效能。

BT50-BMC粗切削端銑刀 BT50-BMC Shell Cutter For Roughing

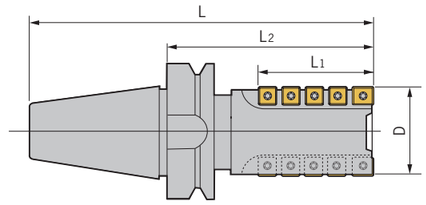

適用 Suitable:ISO刀片 ISO Insert

型號 Specification	尺寸 Size D	L1	L2	L	刀槽數 T Z	刀片 Insert LPMT1504 a(T)	刀片 Insert SPMT1204 b(T)
BT50- BMC1512R0504L56	50	56	126	228	4	2	10
BMC1512R0504L77	50	77	146	248	4	2	14
BMC1512R0504L97	50	97	166	268	4	2	18
BMC1512R0634L67	63	67	136	238	4	2	12
BMC1512R0634L87	63	87	156	258	4	2	16
BMC1512R0634L107	63	107	176	278	4	2	20

注意事項/NOTES

安裝刀具，拆卸刀具時注意事項
Notices on assemble and unassemble of toolings.

❶ 請將刀柄牢固的固定在卸刀夾具上，然後再進行刀具的安裝與拆卸操作。
Before assemble and unassemble of toolings,please lock todings on the tooling lock device

❷ 在安裝刀具時請勿將手直接與刀刃接觸，防止將手劃傷。
Please don't touch cutting edge in case hurt.

❸ 爲了保證刀具的安全安裝，請務必使用我公司提供的緊固扳手。
In order to ensure security, please choose the wrenches we supply.

❹ 在將刀具安裝上機床上時，請務必確認刀具上所有的緊固件已被鎖緊。
please Make sure all fasteners are fixed properly when assembling.

加工時注意事項
Notices of processing

❶ 請勿接觸旋轉中的刀柄或刀具。
Do not touch the rotating tool holders and cutting tools.

❷ 加工時請穿戴防護服與目鏡，防止飛濺的高温切屑的傷害。
Please wear the protective clothing and eyepiece when processing in order to protect you from the damage by flying at a high temperature.

❸ 加工時爲了防止意外事故的發生，在刀具旋轉時請勿打開機床的防護門。
In order to prevent accidents in the proccssing Please do not open the protection door of the machine when the machine is under working .

刀具長期保養注意事項
Notices of the long-term maintenance of the cutting tools.

❶ 刀具長期不使用時，請將刀具從刀柄上拆卸下來，否則會導致刀柄的夾持力和夾持精度的下降及聯接面的銹蝕。
Please remove the cutting tools from tool holder when it is not used for a large time,or the clamping force and precision gripping of the tool holder will be declined and the connecting surface will be rusted.

❷ 保存前請將刀具，刀柄上的切屑切削液清理幹净，并進行適當的防銹處理，如塗覆防銹油等。
Please clean the cutting fluid on cutting tools and tool holder before storing,and also perform rust—proof treatment properly.

C.H.TECH

C.H.TECH
长合车削刀具
Changhe Turning Tools

DANENG
长合铣削工具
Changhe Milling Cutters



C.H.TECH
长合NC工具系统
Changhe NC Tooling System

长合控股（香港）有限公司
长合工业技术（天津）有限公司